



Le Mans 10 - 13 June 2026

**From:** The Ferrari Challenge Race Director  
**To:** All Officials, All Teams

**Race Director Report N.** 1  
**Date** 09/06/2026  
**Time** 15.00

**Drivers & Team Managers' Briefing Notes**  
**Event Timetable Vr.4**

TUESDAY	
Administrative Checks & Technical Scrutineering	09.00-17.00
Team Managers briefing	15.00
Driver's briefing Trofeo Pirelli/Coppa Shell	18.00

WEDNESDAY	
Pre-Grid	07.55
Trolley to Pit lane	08.15
Cars to Pit lane	08.25
<b>Free Practice1 Trofeo Pirelli/Coppa Shell (45')</b>	<b>08.45-09.30</b>
Pit lane evacuation	09.35-09.50
<u>The pit lane will open again 30 seconds after the chequered flag for the cars in pit lane to be able to go back the paddock.</u>	
Pre-Grid	11.55
Trolley to Pit lane	12.15
Cars to Pit lane	12.25
<b>Free Practice2 Trofeo Pirelli/Coppa Shell (45')</b>	<b>12.45-13.30</b>
Pit lane evacuation	13.35-13.50
<u>The pit lane will open again 30 seconds after the chequered flag for the cars in pit lane to be able to go back the paddock.</u>	

THURSDAY	
Pre-Grid	11.05
Trolley to Pit lane	11.25
Cars to Pit lane	11.35
<b>Qualifying Trofeo Pirelli/Coppa Shell (45')</b>	<b>11.55-12.40</b>
Pit lane evacuation	12.45-13.00
<u>The pit lane will open again 30 seconds after the chequered flag for the cars in pit lane to be able to go back the paddock.</u>	

RACE 1 Trofeo Pirelli/Coppa Shell	
17.45	Pre-Grid
18.05	Trolley to Pit lane
18.18	5 minutes board (Horn – 5' before formation lap)
18.20	3 minutes board (Horn – 3' before formation lap) <b>WHEELS FITTED</b>
18.22	1 minute board (Horn – 1' before formation lap) <b>ENGINE ON</b>
18.22.30	30 seconds board (Horn – 30" before formation lap)
<b>18.23</b>	<b>Cars on track to Start of Formation lap</b>
18.30	Aprox. Race Start
Race distance	35 minutes
Pit lane evacuation	19.20-19.35
<u>At the end of the RACE after crossing the finish line the cars will slow down and at the Porsche corner will go out to the paddock.</u>	



**FERRARI  
CHALLENGE**



FRIDAY	
Le Mans City centre Driver's Parade	

SATURDAY	
RACE 2 Trofeo Pirelli/Coppa Shell	
08.15	Pre-Grid
08.50	Trolley to Pit lane
09.03	5 minutes board (Horn – 5' before formation lap)
09.05	3 minutes board (Horn – 3' before formation lap) <b>WHEELS FITTED</b>
09.07	1 minute board (Horn – 1' before formation lap) <b>ENGINE ON</b>
09.07.30	30 seconds board (Horn – 30" before formation lap)
<b>09.08</b>	<b>Cars on track to Start of Formation lap</b>
09.15	Aprox. Race Start
Race distance	35 minutes
Pit lane evacuation	10.05-10.20
At the end of the RACE after crossing the finish line the cars will slow down and at the Porsche corner will go out to the paddock.	

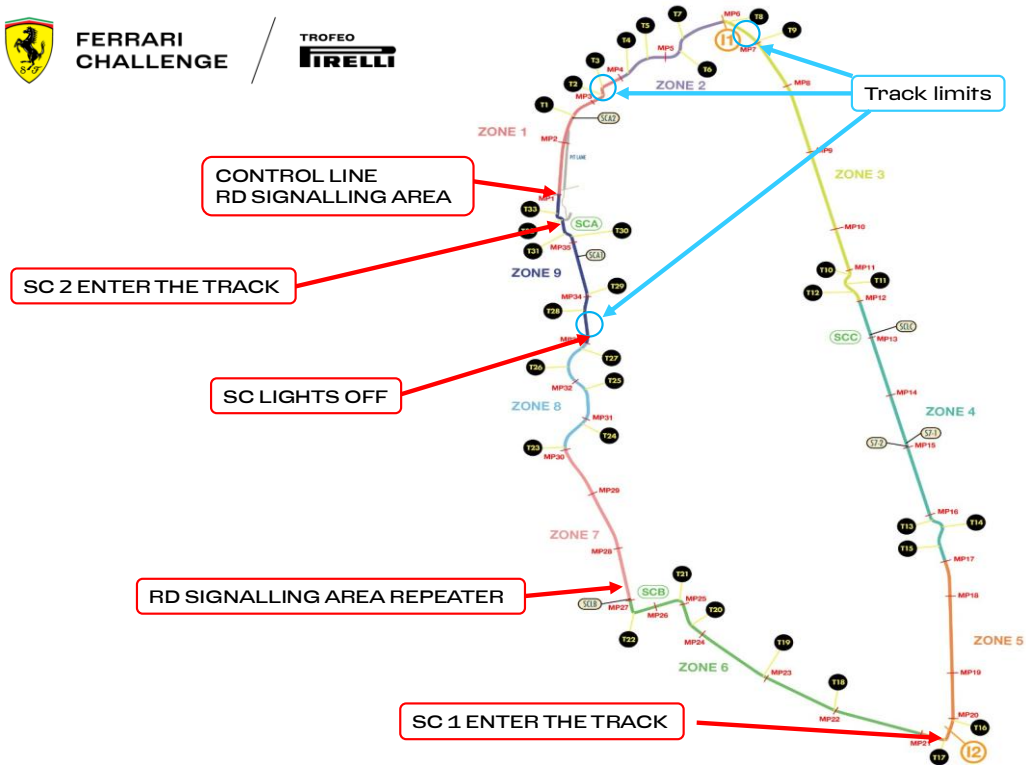




### Circuit information

Lap Length	13626 m
Start and Finish Line offset	145 m
Red Flag Line	At start/finish
Pit lane length	533.5 m
Speed limit in Pit Lane	60 Km/h
Pole Position	LEFT
Safety car Line 1	Before Pit entry
Safety car Line 2	At the beginning of Pit Lane
Safety car at First Lap	At T17
Safety car light OFF	Around Porsche curve
Stop and Go Penalty area	At the bottom of control tower
RD Signalling place	At the finish line on the RIGHT

### TRACK MAP



### TRACK LIMITS



OK



NO

### DISRESPECTING TRACK LIMITS

**PRACTICE SESSIONS**

**LAP TIME DELETED**

**RACE**

**AFTER 3 TIMES = WARNING**

**4° TIME= 5 SEC. TIME PENALTY**

**8° TIME= 10 SEC. TIME PENALTY**

**12° TIME= 15 SEC. TIME PENALTY**


**1 BPP for each time penalty**



## General notes

- If you encounter any mechanical problem, which might cause oil or water to be deposited on the track, please leave the circuit when it is safe to do so and, in every case, keep clear of the race line.
- If you have an incident on the circuit, it helps if you signal to the marshals that you are **OK**. Similarly, if you stop and cannot restart, indicate your predicament to the marshals.
- All drivers must respect track limits in accordance with Appendix L chapter IV of the International Sporting Code.
- If you leave the track with all four wheels or cut a chicane, you **MUST NOT** gain an advantage and you must re-join the track safely.
- More than one change of direction to block another car is officially prohibited. Please refer to Appendix L, Chapter 4 of the International Sporting Code.
- Yellow flags mean danger - please reduce the speed. Overtaking is forbidden from the first yellow flag until you pass the green flag.
- A waved yellow means that there is a car stopped beside or partly on the track. A double waved yellow means that there is car on or partly blocking the track.
- A waved blue flag will only be shown to a car for overtaking during practice and lapping during the race. This car must give way at the earliest opportunity.
- Competitors, whilst on the circuit, must always wear a helmet and have their seat belts fastened.
- Remember that penalty such a Drive-through or Stop&Go **CANNOT** be served during a Safety car period.

## Specific event notes

- All around the circuit you will find small **WHITE** boards with a fire extinguisher symbol . This indicates the presence of a fire marshal's post.
- All around the circuit you will find small **ORANGE** square boards. This indicates the presence of a fire marshal's post.
- Openings big enough to accommodate a car are indicated by orange sections on the guardrail/wall. If you have to stop on the circuit, please use these wherever possible.
- Drivers must stay to the **RIGHT** of the white line at the **Pit Exit** when leaving the pits. Drivers must stay to the **RIGHT** of the white line when entering the **Pit Lane**.
- Track limits camera are placed at the **exit T3, exit T8 and exit of T27**.
- There will be a blue flag marshal after Pit Exit on the right hand side to warn you if there is a car coming on the track.
- The Control Line, used for timing purposes, is located on the finish line at the signalling Tower.
- The start procedure countdown will be done by means of **BOARDS**.
- Technical canopy it's available to the team to check their cars if they wish.
- That place will be used for the scrutineers to check the cars after the qualifying and both races.



- Parc fermè will be inside of the designated area.

### Practice & Races

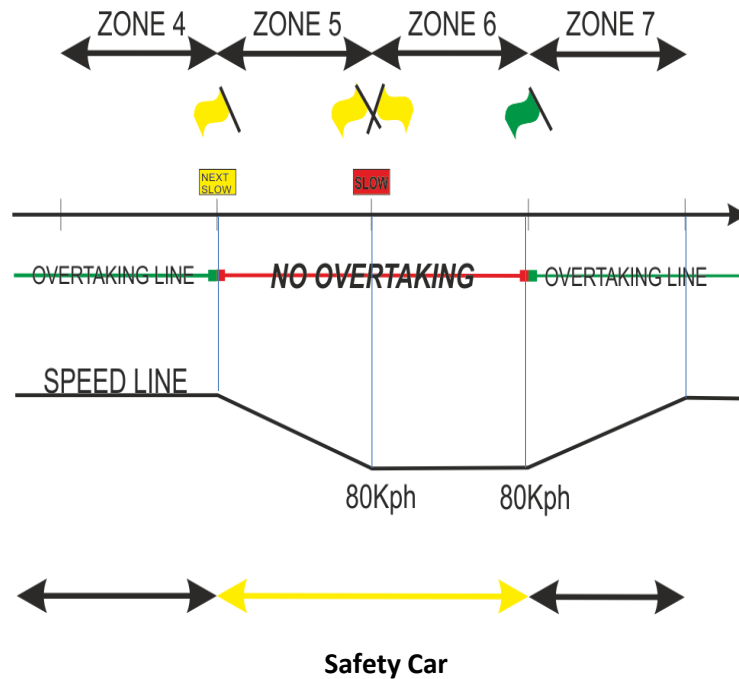
- Refuelling:  
**FREE PRACTICE, QUALIFYING and RACE: Refuelling in Pit Lane is forbidden!** Cars will have to leave the paddock with enough fuel to complete the entire session and the race on Saturday.
- The cars will exit the paddock and following the leading car will go to the grid and stop( NO TEAM STAFF). The grid formation will be checked and soon after the formation lap will start.
- The starting grid will be made up of 2 (two) groups as follows: the Trofeo Pirelli main category will make up the first part of the grid and the other category, Coppa Shell, will fill in next. These 2 groups will be lead **during and only** during the formation lap from 2 leading cars, separated from a gap of approximately 30 (thirty) seconds.
- Please keep the formation lap as tight as possible.
- If there is a problem at the start the red lights will stay on at the end of the formation lap. The cars, with the pole position leading, will complete a new formation lap. This procedure can be repeated several times if needed. If further formation laps are necessary, the start of the race will be considered to have been given at the end of the first formation lap.

### ➤ SLOW ZONE:

Safety light will be flashing **DOUBLE YELLOW** and marshal will show a **NEXT SLOW** board with a **WAVED YELLOW** flag. Driver will start to slow down and **OVERTAKING IS NOT ALLOWED!!**. At the next zone Safety light will be flashing **DOUBLE YELLOW** and marshal will show a **SLOW 80** board with a **DOUBLE WAVED YELLOW** flag. From that point driver will have to maintain a speed of **80 KpH** till they will pass a Safety light showing **GREEN** and a marshal showing a **GREEN** flag.

## Deployed Slow Zone 2023

NEXT SLOW	SLOW ZONE	ZONE ENDED
  <b>YELLOW LIGHT + BOARD + <u>WAVED</u> YELLOW FLAG</b>	  <b>YELLOW LIGHT + BOARD + DOUBLE WAVED YELLOW FLAG</b>	 <b>GREEN LIGHT + GREEN FLAG</b>



- The Safety car will be deployed as follow. First, waved yellow flags with stationary ‘SC’ boards will be displayed around the circuit. All cars must slow down immediately. The Safety Car will then be deployed and will join the track regardless where the leader is. All the competing cars must then form up in line behind the Safety Car no more than **five** car lengths apart. The Safety Car lights will be switched off around Porsche curve and as the car enters the pit lane, all ‘SC’ boards and yellow flags will be replaced with green flags. **Please note that there must be no overtaking until you have crossed the green flag at the finish line.** If the race ends whilst the Safety Car is deployed it will enter the pit lane with extinguished lights at the end of the last lap and the cars will take the chequered flag as normal without overtaking.

### ORGANISATION NOTES & PROCEDURES

#### PRE-GRID

- All the cars, drivers and team staff have to be ready 30 minutes before the start of each track session.

#### REFUELING

- REFUELLING IN THE PITLANE IS FORBIDDEN!!!
- Cars which will stop without fuel on track will be **penalized by the Stewards.**

#### FROM THE PADDOCK TO THE PITLANE

- tyres and tools have to be brought to the pit lane using quads/scooters;
- all the team staff will have to walk to the pit lane (8 minutes by foot);
- 1 mechanic per car will use the organization bus.
- **Free Practice and Qualifying:** cars will go from the Challenge paddock directly to the pit lane at slow speed using the track.
- **Race:** Cars will exit the paddock and following the leading car will go to the grid and stop( **NO TEAM STAFF**). The grid formation will be checked and soon after the formation lap will start.

#### FROM THE PITLANE TO THE PADDOCK

- tyres and tools have to be brought to the paddock using quads/scooters;
- all the team staff will have to walk to the paddock using the internal road (8 minutes by foot).



**FERRARI  
CHALLENGE**

**TROFEO  
PIRELLI**

- 1 mechanics per car will use the organization bus;
  - **AS SOON AS THE SESSION ENDS, BE READY TO GET BACK TO THE PADDOCK QUICKLY.**
  - Cars on track will go directly to the paddock exiting at Porsche curve and following the internal road (slow speed is mandatory because of the pedestrians). The pit lane will be open for 30 seconds after the last car has crossed the finish line for the cars in pit lane to able to go back the paddock.
  - At the end of the RACES after crossing the finish line the cars will slow down and at the Porsche corner will go out to go to the paddock.
  - Parc fermè after Qualifying and Races will be done inside the tents in the Challenge paddock.
  - Challenge teams will use the 24 hours teams' pit wall equipment (monitor and tents) according to the pit allocation.
- PODIUM**
- Podium Ceremony will take place at:
  - Race 1 Main podium
  - Race 2 Main podium

**Ferrari Challenge Race Director  
Claudio Garavini**

