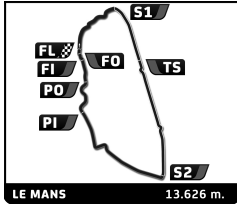


Ferrari Challenge 94^o Edition des 24 Heures du Mans Free Practice 2

Sector Analysis

Invalidated Lap Personal Best Session Best Crossing the pit lane

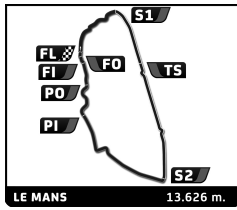
Table with columns: Lap, Time, Sector 1, Sector 2, Sector 3, T.Spd, Elapsed. Rows include drivers: Sergio PAULET, Max MUGELLI, Andrew MORROW, Adrian LEWANDOWSKI, Danilo DEL FAYERO, Herbert GEISS, Dylan MEDLER, Enzo IDE, Anders BIDSTRUP, Michael VERHAGEN.



Ferrari Challenge 94^o Edition des 24 Heures du Mans Free Practice 2

Sector Analysis

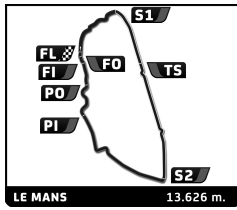
Table with columns: Lap, Time, Sector 1, Sector 2, Sector 3, T.Sp, Elapsed. Rows include drivers like Jacob BIDSTRUP, Nobuhiro IMADA, Blake MCDONALD, Fouad ALGHANIM, Otto BLANK, Fernando MONJE, Giacomo RINALDO, JUHA TURALBA, Hendrik VIOL, Paolo SCUDIERI.



Ferrari Challenge 94^o Edition des 24 Heures du Mans Free Practice 2

Sector Analysis

Table with columns: Lap, Time, Sector 1, Sector 2, Sector 3, T.Spd, Elapsed. Includes driver names like Robin MAES, Henrik KAMSTRUP, Boris GIDEON, Kevin Charles KING, Ernst KIRCHMAYR, Jean RYU, Masaru YONEDA, Shintaro AKATSU, Luis PERUSQUIA, Lisa CLARK.

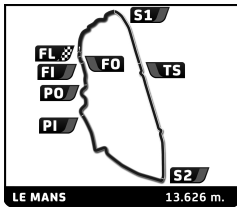


Ferrari Challenge 94^o Edition des 24 Heures du Mans Free Practice 2

Sector Analysis

— Invalidated Lap ■ Personal Best ■ Session Best B Crossing the pit lane

Lap	Time	Sector 1	Sector 2	Sector 3	T.Spd	Elapsed	Lap	Time	Sector 1	Sector 2	Sector 3	T.Spd	Elapsed
132 Tibor VALINT HUN													
Rossocorsa Ferrari 296 Challenge													
1	4:40.214	1:05.893	1:37.391	1:56.930	243.2	4:40.214	1	4:42.567	1:07.385	1:37.651	1:57.531	257.0	4:42.567
2	4:03.869	39.349	1:30.746	1:53.774	309.7	8:44.083	2	4:18.830	46.446	1:35.619	1:56.765	265.2	9:01.397
3	4:03.780	39.524	1:31.079	1:53.177	313.3	12:47.863	3	4:07.279	41.662	1:31.849	1:53.768	307.1	13:08.676
4	4:04.264	40.852	1:30.380	1:53.032	312.4	16:52.127	4	4:12.689	41.492	1:36.084	1:55.113	303.7	17:21.365
5	4:03.267	38.815	1:32.109	1:52.343	311.5	20:55.394	5	4:08.864	40.572	1:33.505	1:54.787	305.4	21:30.229
6	4:05.462	39.587	1:30.477	1:55.398	314.2	25:00.856	6	4:02.623	39.010	1:30.847	1:52.766	310.6	25:32.852
7	4:00.241	38.378	1:29.362	1:52.501	310.6	29:01.097	7	4:31.581	42.373	1:38.043	2:11.165	306.3	30:04.433
8	4:01.663	38.720	1:29.720	1:53.223	309.7	33:02.760	8	4:29.520	53.354	1:35.573	2:00.593	301.2	34:33.953
9	4:00.022	39.004	1:29.567	1:51.451	308.0	37:02.782	9	4:13.270	39.033	1:30.207	2:04.030	309.7	38:47.223
10	4:52.178B	38.494	1:29.375	2:44.309	310.6	41:54.960							
150 Alvaro RAMOS PRT													
Santogal - Araujo Competiçao Ferrari 296 Challenge													
1	6:58.728	2:24.480	2:07.507	2:26.741	191.4	6:58.728	1	6:14.028	2:07.519	1:50.985	2:15.524	177.1	6:14.028
2	4:36.224	48.908	1:37.942	2:09.374	286.9	11:34.952	2	4:09.997	42.335	1:32.399	1:55.263	300.3	10:24.025
3	4:34.543	47.303	1:36.991	2:10.249	230.8	16:09.495	3	4:11.182	40.527	1:31.948	1:58.707	308.9	14:35.207
4	4:31.992	44.165	1:39.301	2:08.526	234.3	20:41.487	4	4:10.965	40.788	1:32.112	1:58.065	300.3	18:46.172
5	4:21.017	44.892	1:34.633	2:01.492	275.2	25:02.504	5	4:25.665B	40.247	1:32.426	2:12.992	297.9	23:11.837
6	4:18.770	41.842	1:33.961	2:02.967	306.3	29:21.274	6	7:26.629	3:58.470	1:31.637	1:56.522	298.7	30:38.466
7	4:17.977	41.883	1:34.052	2:02.042	309.7	33:39.251	7	4:03.298	40.114	1:30.822	1:52.362	307.1	34:41.764
8	4:13.302	42.287	1:33.182	1:57.833	306.3	37:52.553	8	4:02.881	39.071	1:31.456	1:52.354	310.6	38:44.645
155 Friedrich MÜLLER AUT													
Gohm Motorsport - Engstler Ferrari 296 Challenge													
1	6:33.278	2:14.243	2:04.277	2:14.758	180.6	6:33.278	1	5:44.962	1:46.500	1:50.215	2:08.247	215.3	5:44.962
2	4:28.029	42.563	1:38.246	2:07.220	231.3	11:01.307	2	4:25.333	43.444	1:36.927	2:04.962	240.5	10:10.295
3	4:19.442	45.843	1:35.866	1:57.733	269.1	15:20.749	3	4:23.177	44.926	1:36.662	2:01.589	282.4	14:33.472
4	4:14.020	40.754	1:32.976	2:00.290	292.3	19:34.769	4	4:12.561	40.915	1:32.566	1:59.080	295.4	18:46.033
5	4:10.930	40.962	1:32.712	1:57.256	302.0	23:45.699	5	4:19.216	41.728	1:36.523	2:00.965	238.4	23:05.249
6	4:07.845	40.178	1:32.693	1:54.974	303.7	27:53.544	6	4:10.223	41.143	1:32.943	1:56.137	308.9	27:15.472
7	4:07.671	39.894	1:33.185	1:54.592	263.9	32:01.215	7	4:08.215	40.195	1:32.203	1:55.817	312.4	31:23.687
8	4:05.775	39.579	1:31.931	1:54.265	302.8	36:06.990	8	4:13.649	40.811	1:35.281	1:57.557	246.5	35:37.336
9	4:05.135	39.591	1:31.864	1:53.680	304.5	40:12.125	9	4:14.103	42.466	1:32.323	1:59.314	305.4	39:51.439
160 Andrzej LEWANDOWSKI POL													
Gohm Motorsport - Baron Racing Tear Ferrari 296 Challenge													
1	4:36.802	1:00.420	1:38.198	1:58.184	260.7	4:36.802	1	5:05.620	1:22.376	1:42.783	2:00.461	250.5	5:05.620
2	4:06.066	38.595	1:30.746	1:56.725	309.7	8:42.868	2	4:10.753	40.422	1:34.189	1:56.142	307.1	9:16.373
3	4:03.795	39.250	1:30.191	1:54.354	311.5	12:46.663	3	4:07.911	40.414	1:32.479	1:55.018	311.5	13:24.284
4	4:02.105	38.742	1:30.362	1:53.001	307.1	16:48.768	4	4:03.345	39.480	1:30.784	1:53.081	307.1	17:27.629
5	4:02.685	38.208	1:31.043	1:53.434	261.3	20:51.453	5	4:03.313	39.801	1:30.213	1:53.299	309.7	21:30.942
6	4:03.658	38.573	1:31.906	1:53.179	302.0	24:55.111	6	4:02.621	39.247	1:30.768	1:52.606	312.4	25:33.563
7	4:14.407B	38.498	1:30.741	2:05.168	289.9	29:09.518	7	4:05.534	39.297	1:33.298	1:52.939	311.5	29:39.097
8	6:02.120	2:38.935	1:30.068	1:53.117	310.6	35:11.638	8	4:00.907	39.219	1:29.526	1:52.162	308.9	33:40.004
9	4:00.028	38.248	1:29.667	1:52.113	307.1	39:11.666	9	4:01.769	39.865	1:30.279	1:51.625	308.0	37:41.773
175 Sven SCHÖMER DEU													
Penske Sportwagen Hamburg Ferrari 296 Challenge													
1	4:42.567	1:07.385	1:37.651	1:57.531	257.0	4:42.567	1	6:14.028	2:07.519	1:50.985	2:15.524	177.1	6:14.028
2	4:18.830	46.446	1:35.619	1:56.765	265.2	9:01.397	2	4:09.997	42.335	1:32.399	1:55.263	300.3	10:24.025
3	4:07.279	41.662	1:31.849	1:53.768	307.1	13:08.676	3	4:11.182	40.527	1:31.948	1:58.707	308.9	14:35.207
4	4:12.689	41.492	1:36.084	1:55.113	303.7	17:21.365	4	4:10.965	40.788	1:32.112	1:58.065	300.3	18:46.172
5	4:08.864	40.572	1:33.505	1:54.787	305.4	21:30.229	5	4:25.665B	40.247	1:32.426	2:12.992	297.9	23:11.837
6	4:02.623	39.010	1:30.847	1:52.766	310.6	25:32.852	6	7:26.629	3:58.470	1:31.637	1:56.522	298.7	30:38.466
7	4:31.581	42.373	1:38.043	2:11.165	306.3	30:04.433	7	4:03.298	40.114	1:30.822	1:52.362	307.1	34:41.764
8	4:29.520	53.354	1:35.573	2:00.593	301.2	34:33.953	8	4:02.881	39.071	1:31.456	1:52.354	310.6	38:44.645
9	4:13.270	39.033	1:30.207	2:04.030	309.7	38:47.223							
177 Fons SCHELTEMA NLD													
Kessel Racing Ferrari 296 Challenge													
1	6:14.028	2:07.519	1:50.985	2:15.524	177.1	6:14.028	1	5:44.962	1:46.500	1:50.215	2:08.247	215.3	5:44.962
2	4:09.997	42.335	1:32.399	1:55.263	300.3	10:24.025	2	4:25.333	43.444	1:36.927	2:04.962	240.5	10:10.295
3	4:11.182	40.527	1:31.948	1:58.707	308.9	14:35.207	3	4:23.177	44.926	1:36.662	2:01.589	282.4	14:33.472
4	4:10.965	40.788	1:32.112	1:58.065	300.3	18:46.172	4	4:12.561	40.915	1:32.566	1:59.080	295.4	18:46.033
5	4:25.665B	40.247	1:32.426	2:12.992	297.9	23:11.837	5	4:19.216	41.728	1:36.523	2:00.965	238.4	23:05.249
6	7:26.629	3:58.470	1:31.637	1:56.522	298.7	30:38.466	6	4:10.223	41.143	1:32.943	1:56.137	308.9	27:15.472
7	4:03.298	40.114	1:30.822	1:52.362	307.1	34:41.764	7	4:08.215	40.195	1:32.203	1:55.817	312.4	31:23.687
8	4:02.881	39.071	1:31.456	1:52.354	310.6	38:44.645	8	4:13.649	40.811	1:35.281	1:57.557	246.5	35:37.336
							9	4:14.103	42.466	1:32.323	1:59.314	305.4	39:51.439
180 Alois MEIR AUT													
Gohm Motorsport - Engstler Ferrari 296 Challenge													
1	5:44.962	1:46.500	1:50.215	2:08.247	215.3	5:44.962	1	5:05.620	1:22.376	1:42.783	2:00.461	250.5	5:05.620
2	4:25.333	43.444	1:36.927	2:04.962	240.5	10:10.295	2	4:10.753	40.422	1:34.189	1:56.142	307.1	9:16.373
3	4:23.177	44.926	1:36.662	2:01.589	282.4	14:33.472	3	4:07.911	40.414	1:32.479	1:55.018	311.5	13:24.284
4	4:12.561	40.915	1:32.566	1:59.080	295.4	18:46.033	4	4:03.345	39.480	1:30.784	1:53.081	307.1	17:27.629
5	4:19.216	41.728	1:36.523	2:00.965	238.4	23:05.249	5	4:03.313	39.801	1:30.213	1:53.299	309.7	21:30.942
6	4:10.223	41.143	1:32.943	1:56.137	308.9	27:15.472	6	4:02.621	39.247	1:30.768	1:52.606	312.4	25:33.563
7	4:08.215	40.195	1:32.203	1:55.817	312.4	31:23.687	7	4:05.534	39.297	1:33.298	1:52.939	311.5	29:39.097
8	4:13.649	40.811	1:35.281	1:57.557	246.5	35:37.336	8	4:00.907	39.219	1:29.526	1:52.162	308.9	33:40.004
9	4:14.103	42.466	1:32.323	1:59.314	305.4	39:51.439	9	4:01.769	39.865	1:30.279	1:51.625	308.0	37:41.773
181 Carl RUNEFELT SWE													
Autoropa Racing Ferrari 296 Challenge													
1	5:05.620	1:22.376	1:42.783	2:00.461	250.5	5:05.620	1	5:16.557	1:36.164	1:36.944	2:03.449	265.8	5:16.557
2	4:10.753	40.422	1:34.189	1:56.142	307.1	9:16.373	2	4:07.084	40.278	1:32.619	1:54.187	305.4	9:23.641
3	4:07.911	40.414	1:32.479	1:55.018	311.5	13:24.284	3	4:04.354	39.889	1:31.210	1:53.255	308.0	13:27.995
4	4:03.345	39.480	1:30.784	1:53.081	307.1	17:27.629	4	4:04.136	39.655	1:30.571	1:53.910	311.5	17:32.131
5	4:03.313	39.801	1:30.213	1:53.299	309.7	21:30.942	5	4:04.593	40.689	1:30.813	1:53.091	306.3	21:36.724
6	4:02.621	39.247	1:30.76										



Ferrari Challenge 94^o Edition des 24 Heures du Mans Free Practice 2

Sector Analysis

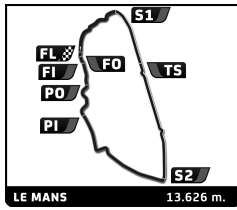
Invalidated Lap

Personal Best

Session Best

Crossing the pit lane

Table with columns: Lap, Time, Sector 1, Sector 2, Sector 3, T.Spd, Elapsed. Rows include driver names like Leon RIJNBEEK, Eric CHEUNG, Aleksei KOMAROV, Joseph DEAN, Paul SIMMERSON, Andrea SEMINARA, Melissa KOZYRA, Rodin YOUNESSI, John LENNON, and Ofir LEVY.



Ferrari Challenge 94^o Edition des 24 Heures du Mans Free Practice 2

Sector Analysis

Invalidated Lap Personal Best Session Best Crossing the pit lane

Table with 12 columns: Lap, Time, Sector 1, Sector 2, Sector 3, T.Spd, Elapsed. Rows 3-6 showing lap data for various drivers.

Driver profile for Roy CARROLL (USA), Foreigners Car Italia, Ferrari 296 Challenge. Lap 1-8 data.

Driver profile for Ian MORRIS (GBR), Maranello Sales, Ferrari 296 Challenge. Lap 1-9 data.

Driver profile for Steve CHECK (USA), Ferrari of San Francisco, Ferrari 296 Challenge. Lap 1-8 data.

Driver profile for Lawrence LAU (HKG), Nicole Competizione, Ferrari 296 Challenge. Lap 1-8 data.

Driver profile for Bernard GOMEZ (USA), Ferrari of Houston, Ferrari 296 Challenge. Lap 1-5 data.

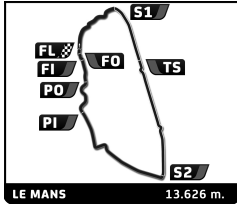
Driver profile for Mitchell GREEN (USA), Ferrari Westlake, Ferrari 296 Challenge. Lap 1-4 data.

Driver profile for Yasuhito FUKUI (JPN), Cornes Shiba, Ferrari 296 Challenge. Lap 1-9 data.

Driver profile for Jay LOGAN (USA), Ferrari of Austin, Ferrari 296 Challenge. Lap 1-9 data.

Driver profile for Peter HUNTER (GBR), Stratstone Manchester, Ferrari 296 Challenge. Lap 1-9 data.

Driver profile for Fabian SPERMAN (ARG), The Collection, Ferrari 296 Challenge. Lap 1-9 data.



Ferrari Challenge
94° Edition des 24 Heures du Mans
Free Practice 2

Sector Analysis

Invalidated Lap Personal Best Session Best Crossing the pit lane

Table with columns: Lap, Time, Sector 1, Sector 2, Sector 3, T.Spd, Elapsed. Rows for driver 388 John TURNER and driver 399 Yahn BERNIER.