

### Ferrari Challenge 94<sup>o</sup> Edition des 24 Heures du Mans Free Practice 1

### Sector Analysis

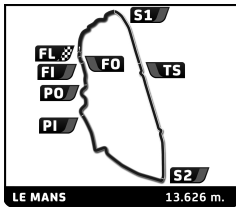
— Invalidated Lap

■ Personal Best

■ Session Best

B Crossing the pit lane

Lap	Time	Sector 1	Sector 2	Sector 3	T.Sp	Elapsed	Lap	Time	Sector 1	Sector 2	Sector 3	T.Sp	Elapsed	
<b>1</b>	<b>Sergio PAULET</b> ESP							7	4:24.043	40.891	<b>1:37.722</b>	2:05.430	265.8	35:19.750
	Ineco - Reparto Corse RAM Ferrari 296 Challenge							8	5:17.677 B	<b>40.181</b>	2:20.876	2:16.620	295.4	40:37.427
1	6:29.174 B	1:21.824	2:18.264	2:49.086	179.4	6:29.174								
2	6:17.111	2:32.328	1:41.676	2:03.107	234.3	12:46.285								
3	4:30.779 B	42.200	1:38.439	2:10.140	229.9	17:17.064								
4	6:18.615	2:29.758	1:46.290	2:02.567	235.8	23:35.679								
5	<b>4:13.407</b>	41.456	<b>1:36.238</b>	<b>1:55.713</b>	288.4	27:49.086								
6	4:17.210	<b>39.223</b>	1:38.441	1:59.546	273.9	32:06.296								
7	5:00.187	39.970	<u>2:16.223</u>	2:03.994	284.6	37:06.483								
<b>3</b>	<b>Max MUGELLI</b> ITA													
	CDP - Eureka Competition Ferrari 296 Challenge													
1	5:58.708 B	1:03.014	2:13.812	2:41.882	150.0	5:58.708								
2	14:53.933	...	2:01.002	2:17.678	214.0	20:52.641								
3	<b>4:33.939</b>	44.573	<b>1:42.362</b>	<b>2:07.004</b>	220.5	25:26.580								
4	4:39.820 B	41.082	1:43.511	2:15.227	192.4	30:06.400								
5	7:06.442	2:34.573	2:20.616	2:11.253	229.9	37:12.842								
<b>4</b>	<b>Andrew MORROW</b> GBR													
	Charles Hurst Ferrari 296 Challenge													
1	6:02.290	1:25.827	2:11.660	2:24.803	157.6	6:02.290								
2	4:54.198	51.271	1:50.197	2:12.730	197.7	10:56.488								
3	4:39.142	44.487	1:44.339	2:10.316	200.6	15:35.630								
4	4:27.465	41.956	1:41.793	2:03.716	212.8	20:03.095								
5	4:27.598	45.573	1:40.010	2:02.015	214.9	24:30.693								
6	4:19.217	42.114	1:37.812	<b>1:59.291</b>	242.1	28:49.910								
7	<b>4:18.257</b>	40.967	<b>1:37.682</b>	1:59.608	266.5	33:08.167								
8	5:02.811	<b>40.129</b>	2:17.724	2:04.958	265.8	38:10.978								
<b>6</b>	<b>Adrian LEWANDOWSKI</b> POL													
	Gohm Motorsport - Baron Racing Tear Ferrari 296 Challenge													
1	6:28.348	1:35.221	2:12.789	2:40.338	166.7	6:28.348								
2	5:01.864	48.175	1:54.197	2:19.492	228.4	11:30.212								
3	4:52.756	45.315	1:49.853	2:17.588	188.1	16:22.968								
4	<b>4:38.959</b>	46.109	1:43.055	<b>2:09.795</b>	262.0	21:01.927								
5	5:15.919 B	<b>42.938</b>	<b>1:40.701</b>	2:52.280	253.4	26:17.846								
<b>9</b>	<b>Danilo DEL FAYERO</b> DEU													
	Penske Sportwagen Hamburg Ferrari 296 Challenge													
1	5:35.110	1:04.637	2:06.100	2:24.373	171.2	5:35.110								
2	4:39.663	44.473	1:45.413	2:09.777	195.5	10:14.773								
3	4:30.298	43.118	1:42.471	2:04.709	209.5	14:45.071								
4	4:24.342	41.637	1:39.487	2:03.218	227.9	19:09.413								
5	4:22.816	42.705	1:39.610	2:00.501	243.8	23:32.229								
6	<b>4:15.294</b>	40.546	1:37.939	<b>1:56.809</b>	250.5	27:47.523								
7	4:16.115	40.452	<b>1:37.696</b>	1:57.967	274.5	32:03.638								
8	4:59.040	39.631	2:16.439	2:02.970	248.2	37:02.678								
<b>11</b>	<b>Herbert GEISS</b> DEU													
	Maranello Motors - Pro Racing Ferrari 296 Challenge													
1	4:49.581	1:04.927	1:41.063	2:03.591	240.0	4:49.581								
2	4:31.117	44.566	1:38.583	2:07.968	260.1	9:20.698								
3	4:43.217 B	45.016	1:40.424	2:17.777	241.6	14:03.915								
4	8:00.379	4:06.317	1:47.261	2:06.801	248.2	22:04.294								
5	4:31.690	45.444	1:41.534	2:04.712	258.9	26:35.984								
6	<b>4:19.723</b>	41.526	1:39.207	<b>1:58.990</b>	265.2	30:55.707								
<b>15</b>	<b>Dylan MEDLER</b> USA													
	The Collection Ferrari 296 Challenge													
1	5:01.273	1:08.980	1:45.795	2:06.498	179.4	5:01.273								
2	4:24.312	42.719	<b>1:37.307</b>	2:04.286	252.8	9:25.585								
3	4:25.221	42.541	1:37.909	2:04.771	258.9	13:50.806								
4	5:12.045 B	42.951	1:58.809	2:30.285	184.6	19:02.851								
5	8:20.957	4:32.679	1:44.238	2:04.040	238.4	27:23.808								
6	<b>4:23.187</b>	39.866	1:42.762	<b>2:00.559</b>	207.9	31:46.995								
7	5:03.368	43.067	2:19.124	2:01.177	290.7	36:50.363								
<b>22</b>	<b>Enzo IDE</b> BEL													
	Formula Racing Ferrari 296 Challenge													
1	6:00.748 B	1:15.787	2:10.574	2:34.387	169.9	6:00.748								
2	6:08.443	2:18.570	1:42.904	2:06.969	195.2	12:09.191								
3	4:16.415	41.612	1:34.639	2:00.164	303.7	16:25.606								
4	4:16.164	42.963	1:34.592	1:58.609	303.7	20:41.770								
5	<b>4:13.260</b>	40.968	<b>1:34.281</b>	<b>1:58.011</b>	295.4	24:55.030								
6	4:30.317 B	44.656	1:39.811	2:05.850	224.2	29:25.347								
7	6:44.840	2:05.286	2:29.621	2:09.933	186.2	36:10.187								
<b>29</b>	<b>Anders BIDSTRUP</b> DNK													
	Formula Racing Ferrari 296 Challenge													
1	5:10.168	1:08.364	1:52.135	2:09.669	173.1	5:10.168								
2	<b>4:31.170</b>	45.976	1:41.472	<b>2:03.722</b>	189.7	9:41.338								
3	<b>4:26.829</b>	46.411	1:37.070	<b>2:03.348</b>	277.3	14:08.167								
4	4:31.005	42.835	1:39.637	2:08.533	279.5	18:39.172								
5	<b>4:29.685</b>	45.684	<b>1:36.185</b>	2:07.816	290.7	23:08.857								
6	4:36.568 B	45.294	1:36.598	2:14.676	282.4	27:45.425								
7	6:34.009	2:55.238	1:36.203	<b>2:02.568</b>	307.1	34:19.434								
8	5:07.339	<b>41.355</b>	2:21.131	2:04.853	289.9	39:26.773								
<b>33</b>	<b>Michael VERHAGEN</b> NLD													
	Ferrari Warszawa Ferrari 296 Challenge													
1	4:40.560	1:03.625	1:37.633	1:59.302	263.2	4:40.560								
2	4:17.380	42.334	1:35.016	2:00.030	297.0	8:57.940								
3	4:32.232 B	43.978	1:35.597	2:12.657	309.7	13:30.172								
4	8:15.346	3:57.738	2:04.973	2:12.635	162.0	21:45.518								
5	<b>4:16.036</b>	41.330	1:38.088	<b>1:56.618</b>	237.4	26:01.554								
6	<b>4:08.863</b>	38.767	<b>1:34.735</b>	<b>1:55.361</b>	278.1	30:10.417								
7	<b>4:12.697</b>	39.115	1:36.835	<b>1:56.747</b>	309.7	34:23.114								
8	4:56.892	<b>38.266</b>	2:15.665	2:02.961	286.1	39:20.006								
<b>40</b>	<b>Jacob BIDSTRUP</b> DNK													
	Formula Racing Ferrari 296 Challenge													
1	5:07.907	1:09.736	1:52.728	2:05.443	164.0	5:07.907								
2	4:22.883	42.275	1:37.803	2:02.805	277.3	9:30.790								
3	4:21.262	42.092	1:35.768	2:03.402	282.4	13:52.052								
4	4:31.963	42.055	1:42.344	2:07.564	179.1	18:24.015								
5	<b>4:17.413</b>	42.186	<b>1:35.122</b>	2:00.105	299.5	22:41.428								
6	4:34.250 B	42.190	1:35.243	2:16.817	301.2	27:15.678								
7	6:24.316	2:45.493	1:40.498	<b>1:58.325</b>	302.8	33:39.994								
8	5:01.824	<b>41.421</b>	2:19.269	2:01.134	305.4	38:41.818								

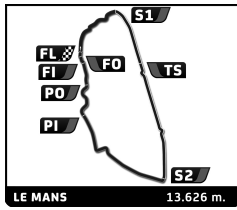


Ferrari Challenge 94<sup>o</sup> Edition des 24 Heures du Mans Free Practice 1

Sector Analysis

Invalidated Lap Personal Best Session Best Crossing the pit lane

Table with columns: Lap, Time, Sector 1, Sector 2, Sector 3, T.Spd, Elapsed. Rows include drivers like Nobuhiro IMADA, Blake MCDONALD, Fouad ALGHANIM, Otto BLANK, Fernando MONJE, Giacomo RINALDO, JUHA TURALBA, Hendrik VIOL, Paolo SCUDIERI, Robin MAES, BORIS GIDEON, and Kevin Charles KING.

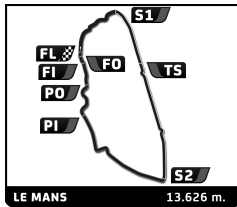


Ferrari Challenge 94<sup>o</sup> Edition des 24 Heures du Mans Free Practice 1

Sector Analysis

Invalidated Lap Personal Best Session Best Crossing the pit lane

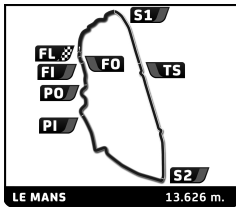
Table with columns: Lap, Time, Sector 1, Sector 2, Sector 3, T.Spd, Elapsed. Rows include drivers: Ernst KIRCHMAYR, Jean RYU, Henrik KAMSTRUP, Masaru YONEDA, Shintaro AKATSU, Luis PERUSQUIA, Lisa CLARK, Tibor VALINT, Alvaro RAMOS, Friedrich MÜLLER, Andrzej LEWANDOWSKI.



Ferrari Challenge 94<sup>o</sup> Edition des 24 Heures du Mans Free Practice 1

Sector Analysis

Table with columns: Lap, Time, Sector 1, Sector 2, Sector 3, T.Spd, Elapsed. Includes driver names like Sven SCHÖMER, Fons SCHELTEMA, Alois MEIR, Carl RUNEFELT, Jan SANDMANN, Leon RIJNBEEK, Eric CHEUNG, Aleksei KOMAROV, Joseph DEAN, Paul SIMMERSON, Andrea SEMINARA, Melissa KOZYRA.



Ferrari Challenge 94<sup>o</sup> Edition des 24 Heures du Mans Free Practice 1

Sector Analysis

Invalidated Lap Personal Best Session Best Crossing the pit lane

Table with 7 columns: Lap, Time, Sector 1, Sector 2, Sector 3, T.Spd, Elapsed. Rows 7 and 8.

Driver 311 Rodin YOUNESSI (USA) - Ferrari of Palm Beach, Ferrari 296 Challenge. Table with 7 columns: Lap, Time, Sector 1, Sector 2, Sector 3, T.Spd, Elapsed. Rows 1-7.

Driver 312 John LENNON (USA) - Ferrari of San Francisco, Ferrari 296 Challenge. Table with 7 columns: Lap, Time, Sector 1, Sector 2, Sector 3, T.Spd, Elapsed. Rows 1-7.

Driver 313 Ofir LEVY (USA) - Ferrari of Seattle - MG1 Motorsports, Ferrari 296 Challenge. Table with 7 columns: Lap, Time, Sector 1, Sector 2, Sector 3, T.Spd, Elapsed. Rows 1-7.

Driver 321 Roy CARROLL (USA) - Foreigners Car Italia, Ferrari 296 Challenge. Table with 7 columns: Lap, Time, Sector 1, Sector 2, Sector 3, T.Spd, Elapsed. Rows 1-7.

Driver 322 Ian MORRIS (GBR) - Maranello Sales, Ferrari 296 Challenge. Table with 7 columns: Lap, Time, Sector 1, Sector 2, Sector 3, T.Spd, Elapsed. Rows 1-7.

Driver 324 Steve CHECK (USA) - Ferrari of San Francisco, Ferrari 296 Challenge. Table with 7 columns: Lap, Time, Sector 1, Sector 2, Sector 3, T.Spd, Elapsed. Rows 1-2.

Driver 333 Lawrence LAU (HKG) - Nicole Competizione, Ferrari 296 Challenge. Table with 7 columns: Lap, Time, Sector 1, Sector 2, Sector 3, T.Spd, Elapsed. Rows 3-6.

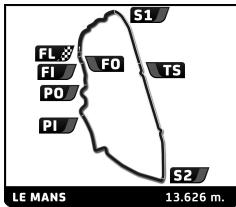
Driver 348 Bernard GOMEZ (USA) - Ferrari of Houston, Ferrari 296 Challenge. Table with 7 columns: Lap, Time, Sector 1, Sector 2, Sector 3, T.Spd, Elapsed. Rows 1-6.

Driver 367 Mitchell GREEN (USA) - Ferrari Westlake, Ferrari 296 Challenge. Table with 7 columns: Lap, Time, Sector 1, Sector 2, Sector 3, T.Spd, Elapsed. Rows 1-6.

Driver 369 Yasuhito FUKUI (JPN) - Cornes Shiba, Ferrari 296 Challenge. Table with 7 columns: Lap, Time, Sector 1, Sector 2, Sector 3, T.Spd, Elapsed. Rows 1-7.

Driver 370 Jay LOGAN (USA) - Ferrari of Austin, Ferrari 296 Challenge. Table with 7 columns: Lap, Time, Sector 1, Sector 2, Sector 3, T.Spd, Elapsed. Rows 1-8.

Driver 382 Peter HUNTER (GBR) - Stratstone Manchester, Ferrari 296 Challenge. Table with 7 columns: Lap, Time, Sector 1, Sector 2, Sector 3, T.Spd, Elapsed. Rows 1-2.



Ferrari Challenge 94<sup>o</sup> Edition des 24 Heures du Mans Free Practice 1

Sector Analysis

Invalidated Lap Personal Best Session Best B Crossing the pit lane

Table with 14 columns: Lap, Time, Sector 1, Sector 2, Sector 3, T.Spd, Elapsed, Lap, Time, Sector 1, Sector 2, Sector 3, T.Spd, Elapsed. Shows lap data for 7 laps.

Driver profile for Fabian SPERMAN (ARG) with car number 384. Includes car name 'The Collection' and 'Ferrari 296 Challenge'. Shows lap data for 7 laps.

Driver profile for John TURNER (GBR) with car number 388. Includes car name 'Stratstone Manchester' and 'Ferrari 296 Challenge'. Shows lap data for 6 laps.

Driver profile for Yahn BERNIER (USA) with car number 399. Includes car name 'Ferrari of Seattle - MG1 Motorsports' and 'Ferrari 296 Challenge'. Shows lap data for 7 laps.