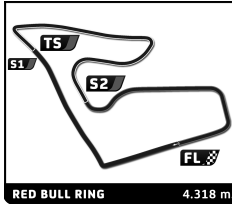




PASSIONE FERRARI CLUB CHALLENGE



CLUB CHALLENGE SPIELBERG Overall

Sector Analysis

— Invalidated Lap

■ Personal Best

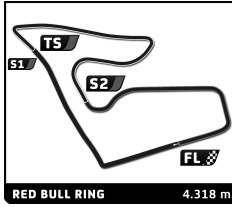
■ Session Best

■ Crossing the pit lane

Lap	Time	Sector 1	Sector 2	Sector 3	T.Sp	Elapsed	Lap	Time	Sector 1	Sector 2	Sector 3	T.Sp	Elapsed	
05	Sami HAAPASALMI ITA							56	1:47.987 B	22.895	42.098	42.994	247.6	5:17:28.839
	Auto Italy							57	2:44.111	1:28.713	44.352	31.046	204.1	5:20:12.950
	296 Challenge							58	1:37.308	22.806	41.941	32.561	245.3	5:21:50.258
1	12:36.839	...	1:00.873	42.176	130.9	12:36.839	59	1:39.674	23.051	42.498	34.125	245.3	5:23:29.932	
2	1:54.348	27.942	49.590	36.816	173.3	14:31.187	60	1:35.241	23.182	41.753	30.306	243.6	5:25:05.173	
3	1:46.280	25.164	48.182	32.934	172.2	16:17.467	61	1:35.065	22.670	42.481	29.914	218.3	5:26:40.238	
4	1:43.291	24.199	45.684	33.408	206.9	18:00.758	62	1:36.022	22.981	42.642	30.399	218.7	5:28:16.260	
5	1:39.498	23.750	44.020	31.728	212.6	19:40.256	63	1:35.595	22.974	42.220	30.401	235.6	5:29:51.855	
6	1:38.646	23.551	43.932	31.163	221.4	21:18.902	64	1:34.614	22.834	41.662	30.118	251.1	5:31:26.469	
7	1:36.422	23.191	42.583	30.648	238.2	22:55.324	65	1:35.475	22.592	42.792	30.091	240.9	5:33:01.944	
8	1:35.784	23.099	42.341	30.344	244.2	24:31.108	66	1:33.151	22.705	40.947	29.499	251.1	5:34:35.095	
9	1:38.787	23.931	43.285	31.571	206.1	26:09.895	67	1:32.102	22.388	40.513	29.201	252.9	5:36:07.197	
10	1:36.661	23.070	42.514	31.077	230.5	27:46.556	68	1:32.088	22.488	40.392	29.208	253.5	5:37:39.285	
11	2:02.655 B	23.008	48.582	51.065	226.1	29:49.211	69	1:32.695	22.415	40.679	29.601	252.9	5:39:11.980	
12	17:26.187	...	47.642	34.320	175.9	47:15.398	70	1:58.119 B	22.814	49.923	45.382	234.0	5:41:10.099	
13	1:37.282	23.341	43.088	30.853	235.6	48:52.680	71	16:31.529	...	51.052	35.230	185.0	5:57:41.628	
14	1:36.247	23.353	42.420	30.474	213.9	50:28.927	72	1:39.381	24.413	43.670	31.298	223.3	5:59:21.009	
15	1:35.961	22.907	42.427	30.627	245.3	52:04.888	73	1:35.181	23.008	42.067	30.106	248.7	6:00:56.190	
16	1:35.182	22.990	42.363	29.829	239.8	53:40.070	74	1:35.292	22.741	41.611	30.940	249.9	6:02:31.482	
17	1:34.298	22.682	41.576	30.040	244.2	55:14.368	75	1:34.189	22.864	41.415	29.910	251.1	6:04:05.671	
18	1:34.374	22.630	41.483	30.261	246.4	56:48.742	76	2:06.000 B	22.583	54.181	49.236	251.7	6:06:11.671	
19	1:37.090	23.093	42.821	31.176	240.9	58:25.832	77	:08:08.033 B	...	56.450	46.970	144.5	7:14:19.704	
20	1:37.511	23.240	43.126	31.145	228.1	1:00:03.343	78	3:13.518	1:45.582	52.159	35.777	164.0	7:17:33.222	
21	1:37.683	23.439	42.517	31.727	240.9	1:01:41.026	79	1:54.614	25.795	53.258	35.561	184.7	7:19:27.836	
22	1:44.316	23.742	49.668	30.906	205.7	1:03:25.342	80	1:38.905	23.242	45.512	30.151	236.1	7:21:06.741	
23	1:34.441	22.789	41.873	29.779	235.1	1:04:59.783	81	1:45.265	24.078	50.015	31.172	174.8	7:22:52.006	
24	1:33.395	22.653	41.144	29.598	240.4	1:06:33.178	82	1:39.528	22.902	43.084	33.542	249.3	7:24:31.534	
25	2:05.122 B	23.148	56.423	45.551	180.1	1:08:38.300	83	1:34.896	22.652	41.691	30.553	249.3	7:26:06.430	
26	56:51.364	...	54.753	36.893	140.7	2:05:29.664	84	1:35.583	22.880	41.890	30.813	250.5	7:27:42.013	
27	1:52.071	26.139	51.663	34.269	174.2	2:07:21.735	85	1:34.283	22.705	41.429	30.149	251.7	7:29:16.296	
28	1:41.437	24.756	44.624	32.057	211.8	2:09:03.172	86	1:33.581	22.599	41.028	29.954	251.1	7:30:49.877	
29	1:36.035	23.221	42.243	30.571	242.0	2:10:39.207	87	1:43.902	22.583	45.334	35.985	250.5	7:32:33.779	
30	1:36.633	23.051	43.181	30.401	216.5	2:12:15.840	88	1:32.935	22.606	40.718	29.611	250.5	7:34:06.714	
31	1:38.071	22.854	42.864	32.353	242.5	2:13:53.911	89	1:33.205	22.387	41.024	29.794	249.9	7:35:39.919	
32	1:34.212	23.047	41.128	30.037	247.6	2:15:28.123	90	1:32.202	22.272	40.545	29.385	252.9	7:37:12.121	
33	1:39.038	23.523	43.037	32.478	223.8	2:17:07.161	91	1:34.685	22.314	41.630	30.741	249.3	7:38:46.806	
34	1:38.124	23.558	44.268	30.298	193.4	2:18:45.285	92	1:32.779	22.472	40.687	29.620	251.1	7:40:19.585	
35	1:34.991	22.983	41.412	30.596	246.4	2:20:20.276	93	1:32.262	22.433	40.120	29.709	252.3	7:41:51.847	
36	1:33.106	22.797	40.446	29.863	248.7	2:21:53.382	94	1:54.852 B	22.551	43.979	48.322	249.9	7:43:46.699	
37	1:36.407	23.007	43.101	30.299	249.3	2:23:29.789	95	7:35.867	6:20.995	44.000	30.872	219.2	7:51:22.566	
38	1:34.056	22.873	41.601	29.582	243.6	2:25:03.845	96	1:35.432	23.016	41.738	30.678	249.3	7:52:57.998	
39	1:33.132	22.637	41.263	29.232	246.4	2:26:36.977	97	1:34.821	22.922	41.532	30.367	250.5	7:54:32.819	
40	1:51.372 B	22.680	42.702	45.990	244.8	2:28:28.349	98	1:37.124	22.833	44.010	30.281	242.5	7:56:09.943	
41	6:14.687	4:59.661	43.908	31.118	205.3	2:34:43.036	99	1:36.209	22.561	41.067	32.581	250.5	7:57:46.152	
42	1:33.786	22.927	41.239	29.620	240.4	2:36:16.822	100	1:34.506	22.460	41.403	30.643	249.9	7:59:20.658	
43	1:34.755	22.716	42.036	30.003	214.3	2:37:51.577	101	2:01.007 B	22.794	43.500	54.713	248.7	8:01:21.665	
44	1:33.191	22.366	41.161	29.664	249.3	2:39:24.768								
45	1:32.693	22.528	40.691	29.474	247.0	2:40:57.461								
46	1:33.866	22.462	41.527	29.877	248.2	2:42:31.327								
47	1:39.013	22.522	41.422	35.069	245.3	2:44:10.340								
48	1:33.702	22.510	41.259	29.933	248.2	2:45:44.042								
49	1:47.307	22.450	47.001	37.856	252.3	2:47:31.349								
50	1:37.207	23.786	43.347	30.074	208.9	2:49:08.556								
51	1:32.241	22.407	40.610	29.224	250.5	2:50:40.797								
52	2:09.914 B	24.828	54.981	50.105	169.2	2:52:50.711								
53	:19:31.534	...	52.398	37.874	129.0	5:12:22.245								
54	1:42.674	24.917	45.702	32.055	206.5	5:14:04.919								
55	1:35.933	23.332	42.118	30.483	244.8	5:15:40.852								



PASSIONE FERRARI CLUB CHALLENGE



CLUB CHALLENGE SPIELBERG Overall

Sector Analysis

— Invalidated Lap

■ Personal Best

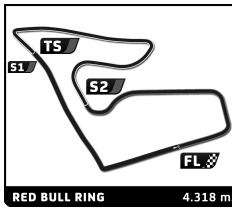
■ Session Best

■ Crossing the pit lane

Lap	Time	Sector 1	Sector 2	Sector 3	T.Spd	Elapsed	Lap	Time	Sector 1	Sector 2	Sector 3	T.Spd	Elapsed	
5	Johan VAN WASSENHOVEN ITA							56	1:38.678	23.063	44.428	31.187	242.5	6:52:24.976
	Monza NV 296 Challenge							57	1:38.916	23.720	43.719	31.477	236.6	6:54:03.892
1	:29:56.159	...	52.395	39.000	178.6	1:29:56.159	58	1:37.339	23.336	42.833	31.170	240.4	6:55:41.231	
2	1:53.126	27.624	49.683	35.819	206.1	1:31:49.285	59	1:57.703 B	23.980	49.798	43.925	234.6	6:57:38.934	
3	1:46.091	26.084	46.292	33.715	225.6	1:33:35.376	60	:14:43.168	...	1:02.186	39.394	92.6	8:12:22.102	
4	1:47.091	25.254	48.393	33.444	226.1	1:35:22.467	61	1:51.551	30.011	50.334	31.206	159.4	8:14:13.653	
5	1:43.962	24.720	45.732	33.510	226.6	1:37:06.429	62	1:40.779	25.793	44.253	30.733	226.1	8:15:54.432	
6	1:42.306	26.477	44.195	31.634	231.0	1:38:48.735	63	1:35.645	23.637	42.046	29.962	249.3	8:17:30.077	
7	1:43.955	24.900	46.585	32.470	203.3	1:40:32.690	64	1:35.952	23.890	42.216	29.846	245.9	8:19:06.029	
8	1:39.767	24.807	43.923	31.037	214.8	1:42:12.457	65	1:35.612	23.554	41.515	30.543	248.7	8:20:41.641	
9	1:39.285	23.861	43.955	31.469	238.7	1:43:51.742	66	1:35.258	23.301	42.034	29.923	240.9	8:22:16.899	
10	1:42.828	25.391	44.755	32.682	236.6	1:45:34.570	67	1:34.995	23.921	41.541	29.533	245.3	8:23:51.894	
11	1:38.555	24.095	43.692	30.768	234.0	1:47:13.125	68	1:34.459	23.206	41.531	29.722	249.9	8:25:26.353	
12	1:39.311	23.664	44.117	31.530	239.8	1:48:52.436	69	1:35.249	22.887	41.844	30.518	249.9	8:27:01.602	
13	2:00.329 B	25.397	46.381	48.551	216.9	1:50:52.765	70	2:00.412 B	26.591	51.251	42.570	170.9	8:29:02.014	
14	6:36.820	5:12.561	49.870	34.389	236.1	1:57:29.585	71	3:48.792	2:35.765	43.111	29.916	212.2	8:32:50.806	
15	1:42.638	23.551	47.007	32.080	247.6	1:59:12.223	72	1:33.992	22.888	41.024	30.080	249.9	8:34:24.798	
16	1:39.368	24.491	44.093	30.784	234.6	2:00:51.591	73	2:04.006 B	23.195	49.947	50.864	243.1	8:36:28.804	
17	1:55.813 B	24.343	46.076	45.394	217.4	2:02:47.404								
18	:13:36.554	...	59.012	35.116	137.8	4:16:23.958								
19	1:44.986	24.663	47.532	32.791	224.2	4:18:08.944								
20	1:41.729	24.140	45.512	32.077	231.5	4:19:50.673								
21	1:41.053	24.049	44.793	32.211	233.0	4:21:31.726								
22	1:38.892	23.897	43.746	31.249	249.9	4:23:10.618								
23	1:40.714	24.083	44.917	31.714	234.0	4:24:51.332								
24	1:41.718	24.910	45.255	31.553	187.0	4:26:33.050								
25	1:39.244	23.582	43.781	31.881	236.1	4:28:12.294								
26	1:39.367	24.347	43.031	31.989	235.6	4:29:51.661								
27	2:21.858 B	24.264	56.138	1:01.456	224.2	4:32:13.519								
28	5:55.636	4:35.401	47.930	32.305	208.1	4:38:09.155								
29	1:38.880	23.907	44.214	30.759	243.6	4:39:48.035								
30	1:40.209	24.229	44.611	31.369	234.0	4:41:28.244								
31	1:38.410	23.765	44.444	30.201	225.2	4:43:06.654								
32	2:06.589 B	23.827	48.684	54.078	208.5	4:45:13.243								
33	5:42.697	4:22.916	48.043	31.738	199.9	4:50:55.940								
34	1:44.278	24.119	43.775	36.384	235.1	4:52:40.218								
35	1:37.353	23.593	43.209	30.551	231.0	4:54:17.571								
36	1:39.100	24.548	44.389	30.163	199.2	4:55:56.671								
37	1:35.579	23.796	41.871	29.912	245.3	4:57:32.250								
38	1:37.758	23.142	42.759	31.857	243.1	4:59:10.008								
39	2:03.193 B	25.321	50.751	47.121	187.0	5:01:13.201								
40	:13:59.822	...	55.545	31.736	122.5	6:15:13.023								
41	1:37.966	23.471	44.074	30.421	248.2	6:16:50.989								
42	1:37.282	24.089	42.941	30.252	239.3	6:18:28.271								
43	1:47.473	23.963	49.624	33.886	233.0	6:20:15.744								
44	1:39.175	23.118	45.435	30.622	238.2	6:21:54.919								
45	1:46.343 B	23.486	43.304	39.553	181.6	6:23:41.262								
46	3:38.610	2:17.305	50.572	30.733	115.8	6:27:19.872								
47	2:01.326 B	22.952	44.166	54.208	247.0	6:29:21.198								
48	9:40.215	8:25.249	44.247	30.719	208.9	6:39:01.413								
49	1:38.641	24.926	43.344	30.371	223.3	6:40:40.054								
50	1:37.137	22.965	43.412	30.760	244.8	6:42:17.191								
51	1:35.452	23.254	41.981	30.217	234.0	6:43:52.643								
52	1:56.123	23.085	50.706	42.332	237.7	6:45:48.766								
53	1:41.198	28.441	42.897	29.860	192.4	6:47:29.964								
54	1:36.661	24.652	42.281	29.728	245.3	6:49:06.625								
55	1:39.673	23.551	46.441	29.681	231.0	6:50:46.298								



PASSIONE FERRARI CLUB CHALLENGE



CLUB CHALLENGE SPIELBERG Overall

Sector Analysis

— Invalidated Lap

■ Personal Best

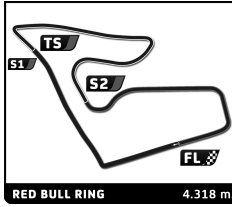
■ Session Best

■ Crossing the pit lane

Lap	Time	Sector 1	Sector 2	Sector 3	T.Spd	Elapsed	Lap	Time	Sector 1	Sector 2	Sector 3	T.Spd	Elapsed
6	Ronnie LETHMATE						ITA						
	Emil Frey Sportivo						296 Challenge						
1	:25:33.455	...	50.682	35.281	152.8	4:25:33.455							
2	1:45.834	26.207	46.918	32.709	206.5	4:27:19.289							
3	1:41.887	24.647	44.628	32.612	217.8	4:29:01.176							
4	2:00.189 B	26.233	45.987	47.969	171.7	4:31:01.365							
5	6:46.051	5:20.783	48.310	36.958	175.9	4:37:47.416							
6	2:07.822 B	27.886	50.960	48.976	167.6	4:39:55.238							
7	42:38.993	...	52.716	34.749	157.3	5:22:34.231							
8	1:47.148	26.297	46.753	34.098	180.7	5:24:21.379							
9	1:42.055	24.266	45.255	32.534	222.8	5:26:03.434							
10	1:38.412	23.823	43.747	30.842	224.7	5:27:41.846							
11	1:36.745	23.576	42.828	30.341	219.6	5:29:18.591							
12	1:37.570	23.135	42.446	31.989	239.3	5:30:56.161							
13	1:35.263	23.226	42.313	29.724	231.0	5:32:31.424							
14	1:35.997	23.672	42.301	30.024	229.0	5:34:07.421							
15	1:38.273	24.164	42.940	31.169	204.9	5:35:45.694							
16	1:36.237	23.094	42.140	31.003	229.5	5:37:21.931							
17	1:38.976	23.521	43.642	31.813	216.5	5:39:00.907							
18	1:57.192 B	23.746	46.326	47.120	225.2	5:40:58.099							



PASSIONE FERRARI CLUB CHALLENGE



CLUB CHALLENGE SPIELBERG Overall

Sector Analysis

— Invalidated Lap

■ Personal Best

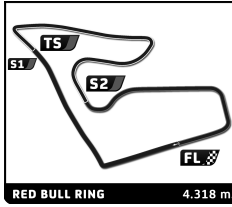
■ Session Best

B Crossing the pit lane

Lap	Time	Sector 1	Sector 2	Sector 3	T.Spd	Elapsed	Lap	Time	Sector 1	Sector 2	Sector 3	T.Spd	Elapsed	
012	Luc THOLLEBEEK						ITA							
	Scuderia FMA						296 Challenge							
1	:51:37.622	...	53.273	38.121	145.7	1:51:37.622								
2	1:57.362	29.229	49.482	38.651	170.3	1:53:34.984								
3	1:49.812	25.602	47.083	37.127	204.1	1:55:24.796								
4	1:48.260	26.307	47.507	34.446	195.5	1:57:13.056								
5	1:47.935	25.059	48.059	34.817	208.1	1:59:00.991								
6	1:47.308	24.801	47.491	35.016	209.3	2:00:48.299								
7	1:46.897	24.598	46.894	35.405	205.7	2:02:35.196								
8	1:45.707	24.811	46.639	34.257	199.5	2:04:20.903								
9	1:45.085	24.130	47.201	33.754	211.4	2:06:05.988								
10	1:44.802	24.246	45.984	34.572	202.6	2:07:50.790								
11	1:44.890	25.204	45.910	33.776	180.7	2:09:35.680								
12	1:50.114	25.499	47.390	37.225	208.9	2:11:25.794								
13	1:53.710	25.237	52.198	36.275	201.4	2:13:19.504								
14	2:04.195 B	27.826	50.447	45.922	185.0	2:15:23.699								
15	:43:13.767	...	50.159	36.912	177.4	6:58:37.466								
16	1:40.959	23.891	43.972	33.096	231.0	7:00:18.425								
17	1:42.519	25.479	44.141	32.899	200.7	7:02:00.944								
18	1:40.386	23.908	43.676	32.802	240.4	7:03:41.330								
19	1:41.969	24.912	43.725	33.332	243.1	7:05:23.299								
20	1:50.000 B	23.670	44.078	42.252	244.8	7:07:13.299								
21	:17:30.575	...	48.908	33.487	198.8	8:24:43.874								
22	1:40.353	24.199	43.741	32.413	226.1	8:26:24.227								
23	1:37.759	23.054	42.309	32.396	249.3	8:28:01.986								
24	1:37.913	23.177	43.186	31.550	247.0	8:29:39.899								
25	1:39.934	23.171	44.531	32.232	223.3	8:31:19.833								
26	1:39.652	23.118	43.894	32.640	246.4	8:32:59.485								
27	1:38.611	23.095	43.663	31.853	243.1	8:34:38.096								
28	1:39.705	23.567	43.550	32.588	243.6	8:36:17.801								
29	1:37.322	23.243	42.698	31.381	249.3	8:37:55.123								
30	2:08.373 B	28.183	51.225	48.965	170.3	8:40:03.496								



PASSIONE FERRARI CLUB CHALLENGE



CLUB CHALLENGE SPIELBERG Overall

Sector Analysis

— Invalidated Lap

■ Personal Best

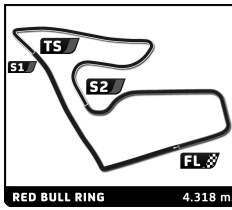
■ Session Best

B Crossing the pit lane

Lap	Time	Sector 1	Sector 2	Sector 3	T.Spd	Elapsed	Lap	Time	Sector 1	Sector 2	Sector 3	T.Spd	Elapsed
12	Mario TIMMERS ITA												
	Scuderia FMA						296 Challenge						
1	:24:05.483	...	46.617	33.616	188.3	1:24:05.483							
2	1:40.964	24.305	44.038	32.621	234.0	1:25:46.447							
3	1:40.854	23.899	44.103	32.852	228.1	1:27:27.301							
4	1:38.470	23.901	43.137	31.432	234.0	1:29:05.771							
5	1:38.071	23.767	43.167	31.137	236.1	1:30:43.842							
6	1:37.727	23.388	42.244	32.095	242.5	1:32:21.569							
7	1:37.169	23.677	42.540	30.952	240.9	1:33:58.738							
8	1:38.685	23.485	42.540	32.660	239.8	1:35:37.423							
9	1:36.479	23.489	42.461	30.529	241.4	1:37:13.902							
10	1:36.511	23.768	41.915	30.828	228.5	1:38:50.413							
11	1:54.652 B	24.453	46.211	43.988	221.9	1:40:45.065							
12	:31:49.050	...	58.731	38.977	122.8	4:12:34.115							
13	1:47.133	26.306	47.038	33.789	190.3	4:14:21.248							
14	1:52.162 B	24.484	43.940	43.738	209.3	4:16:13.410							
15	6:05.601	4:46.767	46.920	31.914	175.9	4:22:19.011							
16	1:42.055	23.315	45.899	32.841	239.3	4:24:01.066							
17	1:37.789	23.746	43.201	30.842	234.0	4:25:38.855							
18	1:48.530 B	23.279	44.997	40.254	238.7	4:27:27.385							
19	3:15.323	1:57.078	45.906	32.339	196.2	4:30:42.708							
20	2:34.026 B	28.942	1:00.943	1:04.141	142.8	4:33:16.734							
21	4:35.895	3:19.021	45.397	31.477	169.0	4:37:52.629							
22	1:37.242	23.262	43.492	30.488	224.2	4:39:29.871							
23	1:37.251	23.050	42.965	31.236	241.4	4:41:07.122							
24	1:35.918	22.803	42.702	30.413	245.3	4:42:43.040							
25	1:54.605 B	26.349	48.078	40.178	189.3	4:44:37.645							
26	6:55.463	5:28.619	49.398	37.446	181.6	4:51:33.108							
27	1:46.268	25.019	47.118	34.131	211.4	4:53:19.376							
28	1:42.613	23.946	44.538	34.129	230.5	4:55:01.989							
29	1:42.267	23.478	45.905	32.884	228.1	4:56:44.256							
30	1:42.485	23.659	45.553	33.273	227.1	4:58:26.741							
31	1:40.438	23.634	43.985	32.819	247.0	5:00:07.179							
32	1:38.783	23.198	43.227	32.358	248.2	5:01:45.962							
33	1:39.124	23.633	43.220	32.271	248.7	5:03:25.086							
34	1:43.176	25.069	45.677	32.430	193.8	5:05:08.262							
35	1:53.729 B	23.721	45.675	44.333	249.3	5:07:01.991							
36	:22:34.204 B	...	48.096	54.902	213.5	6:29:36.195							
37	9:26.136	8:11.311	44.532	30.293	193.4	6:39:02.331							
38	1:34.940	23.263	42.032	29.645	236.6	6:40:37.271							
39	1:34.132	22.701	41.800	29.631	248.7	6:42:11.403							
40	1:33.541	22.793	41.533	29.215	247.0	6:43:44.944							
41	1:33.888	22.853	41.733	29.302	246.4	6:45:18.832							
42	2:00.082	23.085	1:04.894	32.103	248.2	6:47:18.914							
43	1:33.834	22.771	41.445	29.618	249.3	6:48:52.748							
44	1:56.294 B	25.169	44.943	46.182	194.8	6:50:49.042							
45	:16:16.199	...	52.579	34.375	153.7	8:07:05.241							
46	1:42.230	24.391	45.613	32.226	207.7	8:08:47.471							
47	1:36.488	23.496	42.607	30.385	234.6	8:10:23.959							
48	1:35.473	22.957	42.372	30.144	240.4	8:11:59.432							
49	1:34.091	22.875	41.303	29.913	244.8	8:13:33.523							
50	1:33.754	22.888	41.384	29.482	243.1	8:15:07.277							
51	1:39.149	23.483	45.756	29.910	216.9	8:16:46.426							
52	1:46.401 B	23.356	41.936	41.109	235.1	8:18:32.827							



PASSIONE FERRARI CLUB CHALLENGE



CLUB CHALLENGE SPIELBERG Overall

Sector Analysis

— Invalidated Lap

■ Personal Best

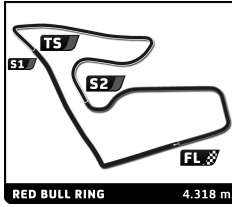
■ Session Best

B Crossing the pit lane

Lap	Time	Sector 1	Sector 2	Sector 3	T.Spd	Elapsed	Lap	Time	Sector 1	Sector 2	Sector 3	T.Spd	Elapsed	
015	Krisztian BEER ITA													
	Ferrari Budapest						296 Challenge							
1	24:01.622	...	1:00.607	41.613	140.5	24:01.622								
2	1:57.668	29.145	52.697	35.826	174.2	25:59.290								
3	1:49.689	26.604	47.095	35.990	181.3	27:48.979								
4	1:42.899	24.308	45.912	32.679	215.6	29:31.878								
5	1:40.365	23.937	44.344	32.084	225.2	31:12.243								
6	1:39.467	23.848	44.334	31.285	232.0	32:51.710								
7	1:38.481	24.158	43.464	30.859	220.1	34:30.191								
8	1:38.077	23.480	43.953	30.644	242.0	36:08.268								
9	1:38.178	23.454	43.915	30.809	232.5	37:46.446								
10	2:10.170 B	24.419	52.182	53.569	185.4	39:56.616								
11	:33:21.433	...	54.785	38.178	141.3	2:13:18.049								
12	1:45.276	25.420	48.371	31.485	161.8	2:15:03.325								
13	1:39.593	23.531	44.478	31.584	226.6	2:16:42.918								
14	1:38.582	23.776	43.733	31.073	235.1	2:18:21.500								
15	1:43.250	23.974	47.761	31.515	230.5	2:20:04.750								
16	1:37.722	23.426	43.568	30.728	242.0	2:21:42.472								
17	1:38.436	23.468	44.369	30.599	200.3	2:23:20.908								
18	1:35.648	23.081	42.380	30.187	241.4	2:24:56.556								
19	1:39.498	26.184	42.925	30.389	229.0	2:26:36.054								
20	1:34.658	22.926	41.687	30.045	238.7	2:28:10.712								
21	2:02.685 B	23.239	49.044	50.402	235.1	2:30:13.397								
22	:14:29.002	...	48.152	32.613	169.5	5:44:42.399								
23	1:38.190	23.816	43.222	31.152	226.1	5:46:20.589								
24	1:38.938	23.667	43.923	31.348	231.5	5:47:59.527								
25	1:36.531	23.091	43.073	30.367	232.5	5:49:36.058								
26	1:37.371	22.840	42.173	32.358	234.0	5:51:13.429								
27	1:35.461	22.822	42.478	30.161	237.2	5:52:48.890								
28	1:34.548	22.871	41.563	30.114	229.5	5:54:23.438								
29	1:33.951	22.749	41.262	29.940	242.5	5:55:57.389								
30	1:35.682	22.698	43.015	29.969	236.1	5:57:33.071								
31	1:34.266	22.793	42.072	29.401	235.1	5:59:07.337								
32	1:32.725	22.629	40.802	29.294	245.3	6:00:40.062								
33	2:06.114 B	23.177	51.499	51.438	211.8	6:02:46.176								
34	:40:51.695	...	44.923	31.752	191.7	7:43:37.871								
35	1:39.935	25.733	43.686	30.516	221.4	7:45:17.806								
36	2:27.609 B	56.180	47.059	44.370	180.4	7:47:45.415								
37	4:03.489	2:48.445	44.101	30.943	192.7	7:51:48.904								
38	1:35.383	23.090	42.209	30.084	235.6	7:53:24.287								
39	1:35.059	22.987	41.710	30.362	243.1	7:54:59.346								
40	1:34.755	22.804	42.093	29.858	242.5	7:56:34.101								
41	1:35.156	23.197	41.690	30.269	228.5	7:58:09.257								
42	2:04.382 B	24.068	48.704	51.610	189.0	8:00:13.639								



PASSIONE FERRARI CLUB CHALLENGE



CLUB CHALLENGE SPIELBERG Overall

Sector Analysis

— Invalidated Lap

■ Personal Best

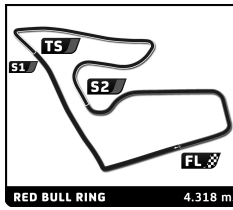
■ Session Best

B Crossing the pit lane

Lap	Time	Sector 1	Sector 2	Sector 3	T.Spd	Elapsed	Lap	Time	Sector 1	Sector 2	Sector 3	T.Spd	Elapsed
15	Csaba SIPKA						ITA						
	Ferrari Budapest						296 Challenge						
1	48:21.717	...	56.831	36.119	151.1	48:21.717							
2	1:45.276	25.167	46.974	33.135	203.0	50:06.993							
3	1:41.865	24.149	45.370	32.346	220.1	51:48.858							
4	1:40.221	23.842	44.686	31.693	226.6	53:29.079							
5	1:39.405	23.548	44.617	31.240	234.6	55:08.484							
6	1:38.242	23.846	43.000	31.396	244.8	56:46.726							
7	1:38.299	23.406	43.862	31.031	240.9	58:25.025							
8	1:37.495	23.532	43.080	30.883	237.7	1:00:02.520							
9	1:37.515	23.694	42.559	31.262	245.3	1:01:40.035							
10	1:36.941	23.215	42.463	31.263	243.6	1:03:16.976							
11	1:38.179	23.557	43.060	31.562	248.2	1:04:55.155							
12	1:35.959	23.607	41.874	30.478	239.8	1:06:31.114							
13	2:24.527 B	29.883	1:00.531	54.113	140.5	1:08:55.641							
14	:36:06.450	...	43.814	30.860	205.3	2:45:02.091							
15	1:38.608	23.575	42.806	32.227	248.2	2:46:40.699							
16	1:35.625	22.859	42.896	29.870	247.6	2:48:16.324							
17	1:35.387	22.851	42.246	30.290	247.6	2:49:51.711							
18	1:35.637	22.929	42.971	29.737	249.9	2:51:27.348							
19	2:29.505 B	23.310	1:11.914	54.281	248.2	2:53:56.853							
20	:25:38.581	...	58.590	36.638	134.0	5:19:35.434							
21	1:47.258	28.104	47.939	31.215	190.7	5:21:22.692							
22	1:36.109	23.316	42.167	30.626	249.3	5:22:58.801							
23	1:38.500	22.977	42.504	33.019	250.5	5:24:37.301							
24	1:34.651	22.392	42.092	30.167	251.7	5:26:11.952							
25	1:39.194	24.768	44.486	29.940	206.1	5:27:51.146							
26	1:32.864	22.344	40.793	29.727	254.1	5:29:24.010							
27	1:33.208	22.390	41.633	29.185	252.9	5:30:57.218							
28	1:32.512	22.562	40.521	29.429	245.3	5:32:29.730							
29	1:32.780	22.365	40.751	29.664	254.1	5:34:02.510							
30	1:32.203	22.455	40.370	29.378	254.7	5:35:34.713							
31	2:04.261 B	22.841	50.348	51.072	215.2	5:37:38.974							
32	:35:32.224	...	51.584	33.043	157.8	7:13:11.198							
33	1:40.161	24.342	44.370	31.449	219.2	7:14:51.359							
34	1:36.317	23.040	42.057	31.220	249.9	7:16:27.676							
35	1:35.211	23.709	41.546	29.956	234.6	7:18:02.887							
36	1:34.507	22.594	42.402	29.511	234.6	7:19:37.394							
37	1:32.936	22.504	41.060	29.372	251.7	7:21:10.330							
38	1:33.216	22.447	41.039	29.730	248.2	7:22:43.546							
39	1:32.103	22.456	40.570	29.077	252.9	7:24:15.649							
40	1:32.301	22.534	40.658	29.109	252.3	7:25:47.950							
41	1:57.589	23.062	52.054	42.473	249.9	7:27:45.539							
42	1:33.813	22.650	41.612	29.551	250.5	7:29:19.352							
43	1:33.609	22.771	41.155	29.683	249.9	7:30:52.961							
44	1:33.995	23.206	41.203	29.586	249.9	7:32:26.956							
45	1:33.103	22.366	41.123	29.614	252.3	7:34:00.059							
46	2:14.316 B	25.838	57.126	51.352	156.6	7:36:14.375							



PASSIONE FERRARI CLUB CHALLENGE



CLUB CHALLENGE SPIELBERG Overall

Sector Analysis

— Invalidated Lap

■ Personal Best

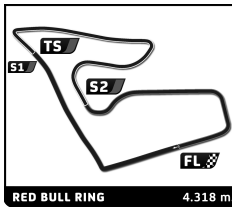
■ Session Best

B Crossing the pit lane

Lap	Time	Sector 1	Sector 2	Sector 3	T.Spd	Elapsed	Lap	Time	Sector 1	Sector 2	Sector 3	T.Spd	Elapsed
16	Erol MERGEN ITA FMA 296 Challenge						56	2:18.763 B	28.598	50.227	59.938	167.9	7:08:32.060
1	24:08.601	...	47.631	35.182	193.4	1:24:08.601	57	:02:24.319	...	53.946	34.227	111.6	8:10:56.379
2	1:41.683	23.653	44.744	33.286	221.4	1:25:50.284	58	1:44.487	26.293	45.237	32.957	212.6	8:12:40.866
3	1:45.538	24.236	47.517	33.785	207.7	1:27:35.822	59	1:39.589	24.006	43.934	31.649	222.8	8:14:20.455
4	1:44.953	24.883	47.656	32.414	225.6	1:29:20.775	60	1:36.230	23.403	42.201	30.626	234.0	8:15:56.685
5	1:40.982	23.931	44.759	32.292	236.6	1:31:01.757	61	1:36.349	23.333	42.131	30.885	243.1	8:17:33.034
6	1:40.607	24.112	44.292	32.203	244.8	1:32:42.364	62	1:37.309	23.348	43.184	30.777	238.2	8:19:10.343
7	1:52.362 B	23.916	45.502	42.944	244.8	1:34:34.726	63	1:35.767	23.485	41.989	30.293	243.1	8:20:46.110
8	5:34.887	4:14.120	47.174	33.593	219.2	1:40:09.613	64	1:36.285	23.078	42.168	31.039	248.2	8:22:22.395
9	1:40.568	23.810	45.075	31.683	243.1	1:41:50.181	65	1:34.386	22.955	41.480	29.951	248.2	8:23:56.781
10	1:39.235	23.526	44.187	31.522	239.3	1:43:29.416	66	1:34.018	22.925	41.224	29.869	249.9	8:25:30.799
11	1:40.858	25.482	43.567	31.809	222.8	1:45:10.274	67	1:53.021 B	23.881	43.241	45.899	204.5	8:27:23.820
12	1:39.029	23.680	43.791	31.558	241.4	1:46:49.303							
13	1:38.770	23.219	44.192	31.359	235.6	1:48:28.073							
14	1:37.832	23.478	42.975	31.379	244.8	1:50:05.905							
15	1:50.931 B	23.283	44.732	42.916	221.4	1:51:56.836							
16	2:56.119	1:38.526	43.234	34.359	242.5	1:54:52.955							
17	1:38.733	23.451	44.102	31.180	243.6	1:56:31.688							
18	1:41.072	25.001	44.647	31.424	205.3	1:58:12.760							
19	1:37.626	23.525	43.040	31.061	249.3	1:59:50.386							
20	1:41.118	23.220	43.578	34.320	242.0	2:01:31.504							
21	1:37.785	23.219	43.259	31.307	245.3	2:03:09.289							
22	2:02.393 B	26.649	49.902	45.842	220.5	2:05:11.682							
23	:27:55.087 B	...	1:06.543	58.162	115.8	4:33:06.769							
24	5:39.425	4:13.553	49.754	36.118	175.1	4:38:46.194							
25	1:44.927	24.434	46.462	34.031	203.7	4:40:31.121							
26	1:43.717	24.098	44.413	35.206	223.3	4:42:14.838							
27	1:43.979	25.141	45.562	33.276	234.6	4:43:58.817							
28	1:40.848	23.423	45.460	31.965	228.5	4:45:39.665							
29	1:38.351	23.327	43.673	31.351	239.3	4:47:18.016							
30	1:36.335	23.252	42.423	30.660	240.9	4:48:54.351							
31	1:43.540	23.065	46.194	34.281	231.5	4:50:37.891							
32	1:57.863 B	26.004	47.397	44.462	197.0	4:52:35.754							
33	4:15.810	2:55.047	48.381	32.382	220.1	4:56:51.564							
34	1:40.329	23.768	44.254	32.307	238.7	4:58:31.893							
35	1:37.388	23.379	42.952	31.057	247.6	5:00:09.281							
36	1:37.030	23.179	42.015	31.836	251.1	5:01:46.311							
37	1:39.403	24.053	43.039	32.311	228.1	5:03:25.714							
38	1:37.733	23.333	42.919	31.481	229.0	5:05:03.447							
39	1:54.386 B	25.375	44.221	44.790	217.8	5:06:57.833							
40	:06:53.467	...	48.084	33.830	184.1	6:13:51.300							
41	1:45.042	24.057	48.226	32.759	209.7	6:15:36.342							
42	1:38.205	23.412	43.331	31.462	243.1	6:17:14.547							
43	1:35.575	23.236	41.997	30.342	248.7	6:18:50.122							
44	1:38.192	23.642	43.691	30.859	191.0	6:20:28.314							
45	1:36.958	23.081	42.850	31.027	248.7	6:22:05.272							
46	1:35.079	23.100	41.753	30.226	250.5	6:23:40.351							
47	1:38.027	22.962	42.439	32.626	222.8	6:25:18.378							
48	1:38.900	24.227	42.986	31.687	242.0	6:26:57.278							
49	1:50.118 B	23.028	42.772	44.318	245.9	6:28:47.396							
50	29:21.011	...	48.595	35.607	153.5	6:58:08.407							
51	1:40.683	24.333	44.934	31.416	220.1	6:59:49.090							
52	1:34.973	23.044	41.707	30.222	249.3	7:01:24.063							
53	1:36.231	22.794	42.596	30.841	248.7	7:03:00.294							
54	1:36.868	23.618	42.701	30.549	211.8	7:04:37.162							
55	1:36.135	23.314	42.372	30.449	237.7	7:06:13.297							



PASSIONE FERRARI CLUB CHALLENGE



CLUB CHALLENGE SPIELBERG Overall

Sector Analysis

— Invalidated Lap

■ Personal Best

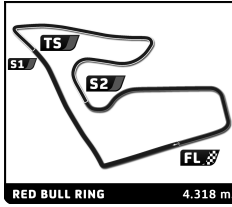
■ Session Best

B Crossing the pit lane

Lap	Time	Sector 1	Sector 2	Sector 3	T.Spd	Elapsed	Lap	Time	Sector 1	Sector 2	Sector 3	T.Spd	Elapsed
020	Rubin VAN DIEMEN						ITA						
	FMA	296 Challenge											
1	12:32.633	...	1:04.174	42.259	115.1	12:32.633							
2	1:51.852	27.760	50.170	33.922	181.0	14:24.485							
3	1:40.925	23.591	43.929	33.405	237.2	16:05.410							
4	1:37.078	23.179	42.678	31.221	240.9	17:42.488							
5	1:40.280	25.731	42.766	31.783	230.5	19:22.768							
6	1:38.368	24.110	43.268	30.990	229.0	21:01.136							
7	1:48.109 B	23.618	43.155	41.336	241.4	22:49.245							
8	3:12.446	1:58.887	42.441	31.118	216.9	26:01.691							
9	1:35.129	23.395	41.748	29.986	245.9	27:36.820							
10	1:34.002	22.952	41.362	29.688	248.7	29:10.822							
11	1:45.235 B	22.741	41.674	40.820	247.6	30:56.057							
12	:31:35.574	...	53.778	35.385	171.7	2:02:31.631							
13	1:40.790	24.660	45.010	31.120	202.6	2:04:12.421							
14	1:35.108	23.208	42.178	29.722	243.1	2:05:47.529							
15	1:34.029	22.771	41.596	29.662	245.3	2:07:21.558							
16	1:32.649	22.940	40.865	28.844	248.2	2:08:54.207							
17	1:32.191	22.806	40.663	28.722	245.9	2:10:26.398							
18	1:47.015 B	23.958	44.255	38.802	200.3	2:12:13.413							
19	3:05.278	1:52.530	42.371	30.377	226.1	2:15:18.691							
20	1:33.269	23.021	40.849	29.399	250.5	2:16:51.960							
21	1:32.209	22.596	40.891	28.722	249.9	2:18:24.169							
22	1:33.256	22.655	41.469	29.132	239.3	2:19:57.425							
23	1:31.540	22.449	40.429	28.662	250.5	2:21:28.965							
24	1:45.903 B	22.910	42.245	40.748	216.9	2:23:14.868							
25	:49:08.142	...	53.659	34.866	151.9	5:12:23.010							
26	1:45.289	24.727	45.879	34.683	204.5	5:14:08.299							
27	1:36.926	24.368	42.505	30.053	248.2	5:15:45.225							
28	1:34.577	23.091	41.941	29.545	249.3	5:17:19.802							
29	1:33.752	22.898	41.732	29.122	245.3	5:18:53.554							
30	1:34.898	22.786	41.796	30.316	251.7	5:20:28.452							
31	1:45.245 B	22.749	46.518	35.978	223.8	5:22:13.697							



PASSIONE FERRARI CLUB CHALLENGE



CLUB CHALLENGE SPIELBERG Overall

Sector Analysis

— Invalidated Lap

■ Personal Best

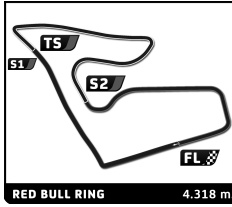
■ Session Best

B Crossing the pit lane

Lap	Time	Sector 1	Sector 2	Sector 3	T.Spd	Elapsed	Lap	Time	Sector 1	Sector 2	Sector 3	T.Spd	Elapsed
20	Just VAN DIEMEN						ITA						
	FMA	296 Challenge											
1	36:37.062	...	46.256	34.634	187.3	36:37.062							
2	1:40.894	23.795	44.496	32.603	233.0	38:17.956							
3	1:40.711	23.502	44.358	32.851	239.8	39:58.667							
4	1:39.241	24.040	43.420	31.781	220.5	41:37.908							
5	1:40.323	24.302	44.225	31.796	184.1	43:18.231							
6	1:40.008	23.962	43.850	32.196	227.1	44:58.239							
7	1:41.328	23.262	43.966	34.100	236.1	46:39.567							
8	1:42.170	23.438	44.247	34.485	227.1	48:21.737							
9	1:38.736	23.619	43.606	31.511	229.0	50:00.473							
10	1:55.868 B	23.477	43.440	48.951	239.8	51:56.341							
11	2:35.561	1:19.553	44.124	31.884	208.1	54:31.902							
12	1:38.584	23.269	43.267	32.048	246.4	56:10.486							
13	1:38.832	23.890	43.599	31.343	185.7	57:49.318							
14	1:37.968	23.896	43.236	30.836	197.3	59:27.286							
15	1:37.566	23.545	42.778	31.243	206.1	1:01:04.852							
16	1:39.753	25.213	43.105	31.435	194.5	1:02:44.605							
17	1:37.838	23.274	43.234	31.330	219.6	1:04:22.443							
18	1:37.529	23.571	42.606	31.352	215.6	1:05:59.972							
19	1:36.206	23.257	42.492	30.457	210.1	1:07:36.178							
20	1:37.269	23.197	42.668	31.404	220.5	1:09:13.447							
21	1:55.180 B	25.229	42.576	47.375	214.8	1:11:08.627							
22	1:55.752	...	44.273	30.988	186.7	2:27:06.379							
23	1:36.337	24.581	41.369	30.387	232.0	2:28:42.716							
24	1:34.637	22.974	41.626	30.037	219.2	2:30:17.353							
25	1:34.547	22.916	41.201	30.430	220.1	2:31:51.900							
26	1:34.140	22.916	41.416	29.808	232.0	2:33:26.040							
27	1:38.242	23.922	41.653	32.667	219.6	2:35:04.282							
28	1:35.673	23.848	41.648	30.177	224.2	2:36:39.955							
29	1:35.625	23.148	41.717	30.760	230.0	2:38:15.580							
30	2:02.761 B	27.002	46.282	49.477	193.8	2:40:18.341							
31	3:13.134	1:55.232	45.983	31.919	213.1	2:43:31.475							
32	1:36.661	23.263	42.424	30.974	214.8	2:45:08.136							
33	1:52.698 B	23.582	42.520	46.596	229.5	2:47:00.834							



PASSIONE FERRARI CLUB CHALLENGE



CLUB CHALLENGE SPIELBERG Overall

Sector Analysis

— Invalidated Lap

■ Personal Best

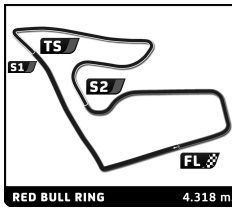
■ Session Best

B Crossing the pit lane

Lap	Time	Sector 1	Sector 2	Sector 3	T.Spd	Elapsed	Lap	Time	Sector 1	Sector 2	Sector 3	T.Spd	Elapsed	
21	Kevin WIJNHOVEN FMA 488 Challenge Evo						ITA	56	1:41.756	24.656	44.501	32.599	232.0	8:26:08.844
1	:09:08.014	...	1:17.885	55.999	127.2	1:09:08.014	57	1:43.247	24.848	45.298	33.101	209.7	8:27:52.091	
2	2:20.834	35.163	1:02.040	43.631	152.8	1:11:28.848	58	1:41.716	24.485	44.943	32.288	233.5	8:29:33.807	
3	2:04.676	30.666	55.992	38.018	135.6	1:13:33.524	59	1:41.469	24.529	44.980	31.960	227.6	8:31:15.276	
4	1:57.653	27.004	55.001	35.648	184.4	1:15:31.177	60	1:41.884	24.315	45.268	32.301	213.9	8:32:57.160	
5	2:00.089B	25.830	48.425	45.834	208.1	1:17:31.266	61	1:49.738	24.367	49.724	35.647	231.5	8:34:46.898	
6	4:36.875	3:11.407	49.518	35.950	170.3	1:22:08.141	62	1:40.116	24.363	44.386	31.367	233.0	8:36:27.014	
7	1:47.368	26.170	47.496	33.702	223.3	1:23:55.509	63	2:13.409B	31.249	53.735	48.425	136.8	8:38:40.423	
8	1:50.694	28.059	47.370	35.265	207.3	1:25:46.203								
9	1:48.553	25.835	49.091	33.627	208.1	1:27:34.756								
10	1:51.991	27.561	50.638	33.792	199.2	1:29:26.747								
11	1:45.270	25.041	46.603	33.626	222.8	1:31:12.017								
12	1:41.779	24.557	44.668	32.554	232.5	1:32:53.796								
13	1:41.631	24.401	44.959	32.271	233.0	1:34:35.427								
14	1:43.129	24.652	45.473	33.004	223.3	1:36:18.556								
15	1:41.751	24.597	44.748	32.406	227.6	1:38:00.307								
16	1:56.635B	25.303	50.659	40.673	163.3	1:39:56.942								
17	7:32.476	6:09.674	48.983	33.819	181.6	1:47:29.418								
18	1:42.701	24.834	45.084	32.783	225.2	1:49:12.119								
19	1:45.855	24.830	46.135	34.890	225.6	1:50:57.974								
20	1:44.978	24.858	47.629	32.491	225.2	1:52:42.952								
21	1:46.567	24.425	49.378	32.764	216.9	1:54:29.519								
22	1:42.372	24.738	45.096	32.538	232.0	1:56:11.891								
23	1:43.028	24.602	46.123	32.303	203.3	1:57:54.919								
24	1:42.912	24.319	46.155	32.438	233.0	1:59:37.831								
25	1:48.576	24.463	51.146	32.967	187.0	2:01:26.407								
26	1:41.185	24.308	44.701	32.176	230.5	2:03:07.592								
27	1:53.216	25.019	51.473	36.724	221.9	2:05:00.808								
28	1:45.290	25.892	45.922	33.476	204.1	2:06:46.098								
29	1:44.144	26.043	45.356	32.745	203.7	2:08:30.242								
30	1:51.396B	24.739	46.931	39.726	231.0	2:10:21.638								
31	:06:07.634	...	1:01.514	39.064	138.4	4:16:29.272								
32	1:53.283	27.272	50.478	35.533	170.3	4:18:22.555								
33	1:55.907	26.416	52.836	36.655	171.7	4:20:18.462								
34	1:56.029B	24.847	47.285	43.897	219.6	4:22:14.491								
35	9:51.235B	7:41.101	1:00.601	1:09.533	164.0	4:32:05.726								
36	:16:34.798	...	56.100	36.683	152.1	6:48:40.524								
37	1:56.238	27.463	50.882	37.893	192.0	6:50:36.762								
38	1:55.498	25.522	54.185	35.791	205.7	6:52:32.260								
39	1:45.820	26.306	46.276	33.238	219.6	6:54:18.080								
40	1:44.365	24.659	47.232	32.474	225.2	6:56:02.445								
41	1:43.056	24.553	45.925	32.578	206.1	6:57:45.501								
42	1:45.652	24.984	47.018	33.650	212.6	6:59:31.153								
43	1:41.238	24.191	44.673	32.374	230.0	7:01:12.391								
44	1:46.739	25.599	48.570	32.570	220.5	7:02:59.130								
45	1:42.935	24.407	45.864	32.664	216.9	7:04:42.065								
46	1:40.627	24.241	44.417	31.969	236.1	7:06:22.692								
47	1:47.039	24.472	45.560	37.007	234.0	7:08:09.731								
48	1:36.513B	59.810	...	7:09:46.244								
49	:01:38.703	...	1:03.075	40.804	120.0	8:11:24.947								
50	1:51.021	25.551	50.037	35.433	221.0	8:13:15.968								
51	1:45.373	25.750	46.260	33.363	213.5	8:15:01.341								
52	1:57.360	24.590	55.804	36.966	204.1	8:16:58.701								
53	1:47.289	27.009	47.042	33.238	194.5	8:18:45.990								
54	1:53.848B	24.525	45.786	43.537	225.6	8:20:39.838								
55	3:47.250	2:18.703	53.753	34.794	166.1	8:24:27.088								



PASSIONE FERRARI CLUB CHALLENGE



CLUB CHALLENGE SPIELBERG Overall

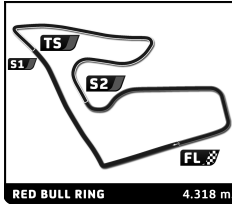
Sector Analysis

— Invalidated Lap ■ Personal Best ■ Session Best B Crossing the pit lane

Lap	Time	Sector 1	Sector 2	Sector 3	T.Spd	Elapsed	Lap	Time	Sector 1	Sector 2	Sector 3	T.Spd	Elapsed
022	Ellison SAMARAS ITA												
	Emil Frey Sportivo						488 Challenge Evo						
1	:59:38.067	...	1:27.234	55.616	105.0	1:59:38.067							
2	2:45.734	41.740	1:12.126	51.868	122.7	2:02:23.801							
3	2:39.577	38.151	1:08.121	53.305	127.3	2:05:03.378							
4	2:38.497	39.371	1:08.349	50.777	137.1	2:07:41.875							
5	2:30.284	34.826	1:07.234	48.224	116.9	2:10:12.159							
6	2:53.269B	37.739	1:06.395	1:09.135	130.6	2:13:05.428							
7	:43:39.665	...	1:10.236	50.989	113.3	4:56:45.093							
8	2:28.308	35.532	1:04.687	48.089	138.5	4:59:13.401							
9	2:25.319	41.017	59.402	44.900	135.4	5:01:38.720							
10	2:25.048	35.969	1:01.236	47.843	144.1	5:04:03.768							
11	2:17.344	33.309	59.998	44.037	148.5	5:06:21.112							
12	2:37.550B	33.290	1:00.728	1:03.532	148.1	5:08:58.662							
13	:47:23.912	...	1:05.101	44.056	112.8	6:56:22.574							
14	2:17.803	30.818	1:00.477	46.508	155.9	6:58:40.377							
15	2:18.813	33.517	1:01.942	43.354	152.4	7:00:59.190							
16	2:20.162	30.542	1:04.845	44.775	159.4	7:03:19.352							
17	2:13.023	30.711	58.171	44.141	157.8	7:05:32.375							
18	2:31.926B	31.471	56.659	1:03.796	164.0	7:08:04.301							



PASSIONE FERRARI CLUB CHALLENGE



CLUB CHALLENGE SPIELBERG Overall

Sector Analysis

— Invalidated Lap

■ Personal Best

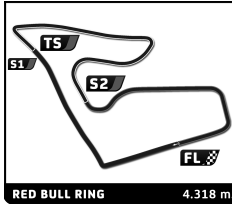
■ Session Best

B Crossing the pit lane

Lap	Time	Sector 1	Sector 2	Sector 3	T.Spd	Elapsed	Lap	Time	Sector 1	Sector 2	Sector 3	T.Spd	Elapsed
22	DEALERSHIP EMIL FREY						ITA						
	Emil Frey Sportivo						488 Challenge Evo						
1	:16:49.527	...	56.922	43.497	136.4	4:16:49.527							
2	2:07.511	31.468	54.245	41.798	155.2	4:18:57.038							
3	2:01.223	28.014	55.121	38.088	175.6	4:20:58.261							
4	2:01.202	27.399	54.667	39.136	167.4	4:22:59.463							
5	2:01.711	27.503	52.391	41.817	186.0	4:25:01.174							
6	2:00.893	26.707	55.854	38.332	178.9	4:27:02.067							
7	1:58.422	26.933	52.388	39.101	170.0	4:29:00.489							
8	2:17.944 B	26.382	50.823	1:00.739	178.6	4:31:18.433							
9	7:16.657	5:49.157	51.266	36.234	178.6	4:38:35.090							
10	1:49.540	25.294	49.874	34.372	194.5	4:40:24.630							
11	1:49.910	24.870	48.191	36.849	216.5	4:42:14.540							
12	2:00.532	32.213	51.599	36.720	184.7	4:44:15.072							
13	2:03.616	30.977	51.177	41.462	192.7	4:46:18.688							
14	1:53.414	25.558	50.714	37.142	196.6	4:48:12.102							
15	2:06.676 B	24.928	50.002	51.746	207.3	4:50:18.778							
16	:26:01.231	...	52.612	37.276	153.0	6:16:20.009							
17	1:53.300	27.219	48.585	37.496	181.3	6:18:13.309							
18	1:54.731	27.497	49.704	37.530	172.2	6:20:08.040							
19	1:57.980	27.609	51.478	38.893	186.0	6:22:06.020							
20	1:51.105	26.086	48.976	36.043	194.8	6:23:57.125							
21	1:48.883	25.818	48.043	35.022	170.0	6:25:46.008							
22	1:48.249	25.508	48.577	34.164	165.1	6:27:34.257							
23	2:31.913 B	24.885	1:01.563	1:05.465	200.3	6:30:06.170							
24	9:41.985	8:16.233	51.305	34.447	138.9	6:39:48.155							
25	1:45.367	24.690	46.416	34.261	210.5	6:41:33.522							
26	1:48.761	24.797	47.586	36.378	224.2	6:43:22.283							
27	1:45.590	24.895	47.138	33.557	205.3	6:45:07.873							
28	1:42.620	24.411	45.196	33.013	220.5	6:46:50.493							
29	1:51.682	27.978	47.441	36.263	199.9	6:48:42.175							
30	2:14.296 B	28.312	51.925	54.059	155.2	6:50:56.471							



PASSIONE FERRARI CLUB CHALLENGE



CLUB CHALLENGE SPIELBERG Overall

Sector Analysis

— Invalidated Lap

■ Personal Best

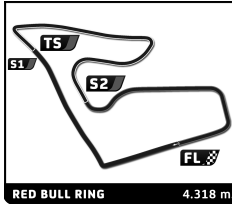
■ Session Best

B Crossing the pit lane

Lap	Time	Sector 1	Sector 2	Sector 3	T.Spd	Elapsed	Lap	Time	Sector 1	Sector 2	Sector 3	T.Spd	Elapsed
25	Agnes RODRIGUEZ ITA						56	1:40.462	23.043	45.716	31.703	242.0	8:51:16.556
	Ponderosa 296 Challenge						57	1:40.743	23.179	46.103	31.461	252.3	8:52:57.299
1	:21:25.604	...	46.351	35.100	211.0	1:21:25.604	58	1:38.574	23.882	43.579	31.113	235.6	8:54:35.873
2	1:40.482	24.011	43.945	32.526	224.2	1:23:06.086	59	1:44.294	23.599	47.727	32.968	207.3	8:56:20.167
3	1:43.768	25.703	46.059	32.006	157.8	1:24:49.854							
4	1:36.795	23.460	42.999	30.336	248.7	1:26:26.649							
5	1:44.269	24.274	45.208	34.787	211.0	1:28:10.918							
6	1:45.545	24.979	49.664	30.902	206.1	1:29:56.463							
7	1:38.836	23.549	44.023	31.264	237.7	1:31:35.299							
8	1:47.878	26.066	46.432	35.380	151.3	1:33:23.177							
9	1:36.314	22.792	42.575	30.947	249.9	1:34:59.491							
10	1:37.078	23.391	43.495	30.192	250.5	1:36:36.569							
11	1:36.998	23.189	43.291	30.518	249.9	1:38:13.567							
12	1:36.697	22.971	42.970	30.756	246.4	1:39:50.264							
13	1:38.865	23.951	44.524	30.390	229.5	1:41:29.129							
14	1:35.249	23.044	42.489	29.716	249.9	1:43:04.378							
15	1:38.284	23.104	45.364	29.816	206.5	1:44:42.662							
16	1:36.179	22.934	41.169	32.076	249.3	1:46:18.841							
17	1:34.391	23.798	41.122	29.471	251.1	1:47:53.232							
18	1:33.969	22.938	41.301	29.730	242.5	1:49:27.201							
19	1:37.437	23.998	43.459	29.980	221.0	1:51:04.638							
20	2:13.142 B	27.514	51.676	53.952	159.4	1:53:17.780							
21	:28:20.638	...	43.033	30.310	234.0	4:21:38.418							
22	1:58.169	35.098	50.902	32.169	102.2	4:23:36.587							
23	1:39.763	23.669	42.666	33.428	243.6	4:25:16.350							
24	1:39.330	22.958	43.301	33.071	250.5	4:26:55.680							
25	1:34.822	23.122	42.030	29.670	250.5	4:28:30.502							
26	7:06.712 B	22.854	41.923	6:01.935	249.9	4:35:37.214							
27	:44:09.013	...	44.667	31.438	232.5	6:19:46.227							
28	1:40.083	24.951	43.783	31.349	165.3	6:21:26.310							
29	1:37.360	23.198	43.397	30.765	251.7	6:23:03.670							
30	1:39.992	22.854	45.103	32.035	250.5	6:24:43.662							
31	1:39.204	23.736	43.073	32.395	237.2	6:26:22.866							
32	1:35.730	23.210	42.286	30.234	249.3	6:27:58.596							
33	2:32.323 B	24.113	1:09.967	58.243	190.0	6:30:30.919							
34	8:38.323	7:22.079	44.720	31.524	210.5	6:39:09.242							
35	1:43.314	22.942	47.018	33.354	238.2	6:40:52.556							
36	1:36.193	23.013	43.052	30.128	248.7	6:42:28.749							
37	1:36.080	22.882	42.018	31.180	248.2	6:44:04.829							
38	2:03.269	26.944	1:03.981	32.344	142.2	6:46:08.098							
39	1:35.370	22.968	42.066	30.336	249.3	6:47:43.468							
40	1:37.300	23.583	42.907	30.810	241.4	6:49:20.768							
41	1:40.627	23.222	45.927	31.478	246.4	6:51:01.395							
42	1:41.475	23.376	45.202	32.897	246.4	6:52:42.870							
43	2:02.186 B	23.691	45.960	52.535	233.5	6:54:45.056							
44	:28:43.993	...	46.160	32.209	183.1	8:23:29.049							
45	1:37.823	23.095	43.630	31.098	249.3	8:25:06.872							
46	1:40.219	23.716	44.682	31.821	243.6	8:26:47.091							
47	1:38.947	23.531	44.594	30.822	231.5	8:28:26.038							
48	1:39.109	23.303	44.382	31.424	244.2	8:30:05.147							
49	1:41.963	23.195	45.342	33.426	246.4	8:31:47.110							
50	1:47.517	28.877	46.548	32.092	184.7	8:33:34.627							
51	1:36.927	23.529	43.028	30.370	251.1	8:35:11.554							
52	2:19.096 B	27.995	54.546	56.555	138.5	8:37:30.650							
53	8:49.622	7:31.801	45.733	32.088	224.7	8:46:20.272							
54	1:37.891	23.210	42.494	32.187	251.1	8:47:58.163							
55	1:37.931	23.136	43.991	30.804	251.1	8:49:36.094							



PASSIONE FERRARI CLUB CHALLENGE



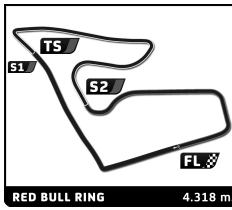
CLUB CHALLENGE SPIELBERG Overall

Sector Analysis

_ Invalidated Lap							■ Personal Best							■ Session Best							B Crossing the pit lane																																		
Lap	Time	Sector 1	Sector 2	Sector 3	T.Spd	Elapsed	Lap	Time	Sector 1	Sector 2	Sector 3	T.Spd	Elapsed	Lap	Time	Sector 1	Sector 2	Sector 3	T.Spd	Elapsed	Lap	Time	Sector 1	Sector 2	Sector 3	T.Spd	Elapsed																												
029	Thierry DE VOS					ITA	56	1:36.006	24.045	42.007	29.954	232.0	5:55:13.822	57	1:53.621 B	22.648	46.073	44.900	239.3	5:57:07.443	58	2:57.076	1:38.812	47.302	30.962	190.3	6:00:04.519	59	1:35.844	23.319	42.083	30.442	236.1	6:01:40.363	60	1:33.449	22.792	41.150	29.507	240.4	6:03:13.812	61	1:32.615	22.537	40.952	29.126	242.5	6:04:46.427	62	1:58.309 B	24.008	50.102	44.199	177.1	6:06:44.736
1	12:31.431	...	1:04.131	42.094	114.8	12:31.431																																																	
2	1:55.558	28.102	50.314	37.142	180.1	14:26.989																																																	
3	1:49.899	28.067	47.631	34.201	193.8	16:16.888																																																	
4	1:42.597	24.123	45.420	33.054	217.4	17:59.485																																																	
5	1:43.964	24.383	46.912	32.669	212.6	19:43.449																																																	
6	1:40.481	24.258	44.333	31.890	221.9	21:23.930																																																	
7	1:40.176	23.899	44.586	31.691	223.8	23:04.106																																																	
8	1:39.290	23.785	43.921	31.584	226.6	24:43.396																																																	
9	1:59.848 B	23.676	48.460	47.712	239.3	26:43.244																																																	
10	5:17.666	3:57.223	46.829	33.614	174.8	32:00.910																																																	
11	1:39.841	24.108	44.255	31.478	216.9	33:40.751																																																	
12	1:37.591	23.353	43.070	31.168	235.6	35:18.342																																																	
13	1:39.862	25.043	43.904	30.915	204.1	36:58.204																																																	
14	1:38.538	23.535	43.324	31.679	221.0	38:36.742																																																	
15	1:37.106	23.310	42.986	30.810	231.5	40:13.848																																																	
16	1:36.951	23.335	42.536	31.080	237.2	41:50.799																																																	
17	1:36.965	23.294	42.437	31.234	227.1	43:27.764																																																	
18	1:36.721	23.543	42.657	30.521	232.0	45:04.485																																																	
19	1:36.241	23.175	42.677	30.389	235.6	46:40.726																																																	
20	1:39.215	23.301	43.735	32.179	229.5	48:19.941																																																	
21	1:35.456	23.225	42.330	29.901	235.6	49:55.397																																																	
22	1:35.609	23.055	42.090	30.464	232.0	51:31.006																																																	
23	1:36.130	23.146	42.373	30.611	233.0	53:07.136																																																	
24	1:36.463	23.161	42.959	30.343	231.5	54:43.599																																																	
25	1:37.021	23.539	42.691	30.791	229.5	56:20.620																																																	
26	1:36.125	23.209	42.290	30.626	234.6	57:56.745																																																	
27	1:36.054	23.348	42.309	30.397	233.0	59:32.799																																																	
28	1:37.650	23.176	43.632	30.842	236.6	1:01:10.449																																																	
29	1:40.326	23.202	43.035	34.089	231.0	1:02:50.775																																																	
30	1:39.380	24.059	43.883	31.438	225.2	1:04:30.155																																																	
31	1:46.727	23.699	49.913	33.115	226.1	1:06:16.882																																																	
32	1:37.386	23.629	43.125	30.632	223.3	1:07:54.268																																																	
33	1:37.042	23.486	43.109	30.447	226.1	1:09:31.310																																																	
34	2:07.600 B	23.736	53.373	50.491	220.5	1:11:38.910																																																	
35	:00:33.394	...	56.359	36.458	148.1	5:12:12.304																																																	
36	1:45.322	26.587	46.442	32.293	201.0	5:13:57.626																																																	
37	1:39.112	24.001	44.012	31.099	224.7	5:15:36.738																																																	
38	1:38.429	23.486	43.894	31.049	227.6	5:17:15.167																																																	
39	1:40.569	25.446	44.147	30.976	221.0	5:18:55.736																																																	
40	1:38.668	23.275	44.035	31.358	232.0	5:20:34.404																																																	
41	1:37.372	23.277	43.267	30.828	232.5	5:22:11.776																																																	
42	1:49.481 B	23.319	43.087	43.075	231.0	5:24:01.257																																																	
43	4:49.645	3:14.381	1:00.222	35.042	148.3	5:28:50.902																																																	
44	1:45.381	26.710	46.366	32.305	181.3	5:30:36.283																																																	
45	1:38.432	23.641	43.226	31.565	226.1	5:32:14.715																																																	
46	1:35.266	23.066	42.044	30.156	239.3	5:33:49.981																																																	
47	1:33.755	22.666	40.963	30.126	238.7	5:35:23.736																																																	
48	1:39.082	26.647	42.321	30.114	198.4	5:37:02.818																																																	
49	1:37.199	23.082	41.908	32.209	237.2	5:38:40.017																																																	
50	1:48.580 B	23.201	41.923	43.456	237.2	5:40:28.597																																																	
51	6:04.117 B	4:40.348	44.832	38.937	188.6	5:46:32.714																																																	
52	2:23.133	1:10.843	42.671	29.619	207.7	5:48:55.847																																																	
53	1:33.370	22.655	40.845	29.870	239.8	5:50:29.217																																																	
54	1:33.075	22.459	41.097	29.519	240.4	5:52:02.292																																																	
55	1:35.524	22.593	42.379	30.552	218.7	5:53:37.816																																																	



PASSIONE FERRARI CLUB CHALLENGE



CLUB CHALLENGE SPIELBERG Overall

Sector Analysis

— Invalidated Lap

■ Personal Best

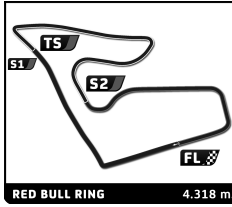
■ Session Best

B Crossing the pit lane

Lap	Time	Sector 1	Sector 2	Sector 3	T.Spd	Elapsed	Lap	Time	Sector 1	Sector 2	Sector 3	T.Spd	Elapsed	
29	Annelore DE BUCK						ITA							
	Monza NV						296 Challenge							
1	1:15:25.866	...	1:02.073	41.503	144.5	2:15:25.866								
2	1:50.370	27.395	47.918	35.057	182.8	2:17:16.236								
3	1:43.807	25.444	45.109	33.254	208.5	2:19:00.043								
4	1:41.656	24.114	45.393	32.149	214.3	2:20:41.699								
5	1:42.613	24.207	45.619	32.787	225.6	2:22:24.312								
6	1:40.215	24.020	44.405	31.790	226.6	2:24:04.527								
7	1:40.530	23.675	45.306	31.549	223.8	2:25:45.057								
8	1:39.861	24.304	43.950	31.607	226.1	2:27:24.918								
9	1:37.666	23.326	43.124	31.216	237.2	2:29:02.584								
10	1:37.405	23.372	43.143	30.890	229.5	2:30:39.989								
11	1:37.328	23.398	42.867	31.063	237.2	2:32:17.317								
12	1:39.410	23.677	43.700	32.033	226.6	2:33:56.727								
13	1:53.490 B	23.436	47.524	42.530	229.0	2:35:50.217								
14	4:03.416	2:46.155	45.215	32.046	197.7	2:39:53.633								
15	1:46.505	23.278	48.950	34.277	232.0	2:41:40.138								
16	1:44.315	25.770	43.902	34.643	218.3	2:43:24.453								
17	1:40.319	23.561	44.036	32.722	220.5	2:45:04.772								
18	1:38.192	23.429	43.083	31.680	238.2	2:46:42.964								
19	1:39.564	23.418	44.797	31.349	229.0	2:48:22.528								
20	1:37.235	23.615	42.612	31.008	221.9	2:49:59.763								
21	1:37.851	23.636	43.289	30.926	220.5	2:51:37.614								
22	1:36.634	23.240	42.758	30.636	233.5	2:53:14.248								
23	1:36.946	23.283	43.129	30.534	237.2	2:54:51.194								
24	1:37.436	23.216	42.801	31.419	234.0	2:56:28.630								
25	2:09.618 B	28.113	48.432	53.073	176.8	2:58:38.248								
26	1:14:24.685	...	52.341	35.493	154.6	7:13:02.933								
27	1:41.974	24.478	44.738	32.758	217.4	7:14:44.907								
28	1:40.659	24.049	44.086	32.524	198.1	7:16:25.566								
29	1:40.282	23.850	42.914	33.518	228.1	7:18:05.848								
30	1:38.394	23.401	43.289	31.704	232.5	7:19:44.242								
31	1:41.508	24.124	44.447	32.937	216.5	7:21:25.750								
32	1:39.532	23.802	43.738	31.992	222.8	7:23:05.282								
33	1:37.306	23.516	42.207	31.583	229.0	7:24:42.588								
34	1:36.481	23.456	42.538	30.487	235.1	7:26:19.069								
35	1:35.490	23.150	41.951	30.389	238.2	7:27:54.559								
36	1:40.438	23.314	42.999	34.125	237.2	7:29:34.997								
37	1:35.542	22.999	42.405	30.138	242.0	7:31:10.539								
38	1:34.965	23.016	41.870	30.079	234.0	7:32:45.504								
39	1:34.653	23.461	41.242	29.950	236.6	7:34:20.157								
40	1:34.906	23.089	41.359	30.458	244.2	7:35:55.063								
41	1:34.590	23.303	41.686	29.601	239.8	7:37:29.653								
42	1:34.185	23.084	41.385	29.716	239.8	7:39:03.838								
43	1:39.078	23.256	42.736	33.086	232.0	7:40:42.916								
44	1:35.199	23.274	41.812	30.113	236.6	7:42:18.115								
45	1:35.698	23.189	42.457	30.052	228.1	7:43:53.813								
46	1:37.709	23.352	44.148	30.209	190.7	7:45:31.522								
47	1:38.609	26.102	42.072	30.435	214.3	7:47:10.131								
48	1:34.610	22.915	41.872	29.823	229.5	7:48:44.741								
49	1:34.960	23.233	41.812	29.915	238.2	7:50:19.701								
50	1:33.846	23.039	41.492	29.315	234.0	7:51:53.547								
51	1:46.933 B	24.078	44.016	38.839	205.7	7:53:40.480								



PASSIONE FERRARI CLUB CHALLENGE



CLUB CHALLENGE SPIELBERG Overall

Sector Analysis

— Invalidated Lap

■ Personal Best

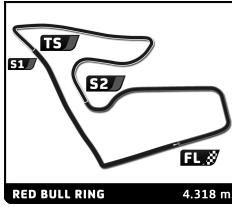
■ Session Best

B Crossing the pit lane

Lap	Time	Sector 1	Sector 2	Sector 3	T.Spd	Elapsed	Lap	Time	Sector 1	Sector 2	Sector 3	T.Spd	Elapsed	
41	Matthias BEERBAUM Thomas Sportwagen 488 Challenge Evo						ITA	56	1:46.988 B	23.157	44.255	39.576	240.4	7:03:53.595
1	:03:20.121	...	54.259	39.557	151.5	1:03:20.121	57	:13:04.464	...	56.356	39.261	167.6	8:16:58.059	
2	1:51.027	26.109	48.896	36.022	185.7	1:05:11.148	58	1:45.630	26.858	45.731	33.041	202.6	8:18:43.689	
3	1:59.311 B	25.524	48.289	45.498	204.1	1:07:10.459	59	1:40.810	24.361	43.887	32.562	224.7	8:20:24.499	
4	3:32.238	2:11.470	45.933	34.835	202.6	1:10:42.697	60	1:39.858	24.017	43.368	32.473	239.3	8:22:04.357	
5	1:43.376	24.539	45.650	33.187	209.3	1:12:26.073	61	1:38.732	24.071	42.947	31.714	235.6	8:23:43.089	
6	1:52.466 B	24.588	45.174	42.704	223.3	1:14:18.539	62	1:39.145	23.904	43.274	31.967	238.7	8:25:22.234	
7	3:54.232	2:36.308	44.882	33.042	220.1	1:18:12.771	63	1:44.973	24.352	48.015	32.606	194.5	8:27:07.207	
8	1:41.788	24.446	44.618	32.724	222.4	1:19:54.559	64	1:41.354	24.199	44.398	32.757	234.6	8:28:48.561	
9	1:40.657	24.096	44.469	32.092	223.3	1:21:35.216	65	1:39.878	24.066	43.621	32.191	239.8	8:30:28.439	
10	1:40.767	24.646	44.072	32.049	223.3	1:23:15.983	66	2:03.789 B	27.903	51.426	44.460	154.6	8:32:32.228	
11	1:39.365	24.222	43.634	31.509	229.5	1:24:55.348								
12	1:39.363	24.079	43.856	31.428	225.2	1:26:34.711								
13	1:40.620	24.553	44.270	31.797	218.3	1:28:15.331								
14	1:39.617	23.806	43.489	32.322	230.0	1:29:54.948								
15	1:39.006	23.883	43.673	31.450	233.0	1:31:33.954								
16	1:41.095	24.297	44.836	31.962	213.9	1:33:15.049								
17	1:57.923 B	24.883	48.006	45.034	205.3	1:35:12.972								
18	14:35.431	...	52.728	37.737	167.4	1:49:48.403								
19	1:49.475	26.744	48.360	34.371	203.7	1:51:37.878								
20	1:43.397	25.759	44.835	32.803	193.4	1:53:21.275								
21	1:40.185	24.163	43.820	32.202	218.3	1:55:01.460								
22	1:39.056	24.025	43.367	31.664	232.5	1:56:40.516								
23	1:40.633	24.119	43.963	32.551	233.5	1:58:21.149								
24	1:39.168	24.210	43.302	31.656	233.0	2:00:00.317								
25	2:20.058 B	28.289	58.936	52.833	160.8	2:02:20.375								
26	:19:14.053	...	54.168	39.526	169.0	4:21:34.428								
27	1:55.602	27.063	52.103	36.436	195.9	4:23:30.030								
28	1:55.224 B	25.425	46.691	43.108	181.0	4:25:25.254								
29	6:06.513 B	4:22.735	44.806	58.972	204.5	4:31:31.767								
30	7:06.336	5:47.754	45.596	32.986	194.8	4:38:38.103								
31	1:41.166	24.238	44.494	32.434	224.7	4:40:19.269								
32	1:40.484	24.009	44.145	32.330	227.6	4:41:59.753								
33	1:41.511	24.288	44.121	33.102	216.1	4:43:41.264								
34	1:41.390	24.212	44.661	32.517	235.6	4:45:22.654								
35	1:39.895	24.038	43.870	31.987	240.4	4:47:02.549								
36	1:57.507 B	23.883	46.584	47.040	239.8	4:49:00.056								
37	10:59.876	9:38.845	48.607	32.424	192.7	4:59:59.932								
38	1:38.454	23.888	43.164	31.402	235.1	5:01:38.386								
39	1:38.210	23.928	42.612	31.670	240.9	5:03:16.596								
40	1:38.396	24.036	42.676	31.684	242.0	5:04:54.992								
41	1:38.844	24.046	43.158	31.640	241.4	5:06:33.836								
42	2:27.361 B	29.777	59.285	58.299	158.0	5:09:01.197								
43	:13:47.410	...	56.310	39.186	158.0	6:22:48.607								
44	1:54.866	27.446	51.736	35.684	170.9	6:24:43.473								
45	1:44.090	25.276	44.866	33.948	213.9	6:26:27.563								
46	2:06.934 B	24.373	55.907	46.654	211.0	6:28:34.497								
47	11:33.190	...	46.546	32.508	195.9	6:40:07.687								
48	1:42.104	24.161	45.671	32.272	223.3	6:41:49.791								
49	1:39.773	23.919	43.748	32.106	240.4	6:43:29.564								
50	2:06.566 B	29.441	54.201	42.924	143.0	6:45:36.130								
51	6:56.092	5:42.217	42.674	31.201	231.0	6:52:32.222								
52	1:35.109	23.759	41.553	29.797	237.2	6:54:07.331								
53	1:50.327 B	24.006	46.943	39.378	206.5	6:55:57.658								
54	4:33.583	3:22.235	41.580	29.768	235.1	7:00:31.241								
55	1:35.366	23.362	41.445	30.559	239.3	7:02:06.607								



PASSIONE FERRARI CLUB CHALLENGE



CLUB CHALLENGE SPIELBERG Overall

Sector Analysis

— Invalidated Lap

■ Personal Best

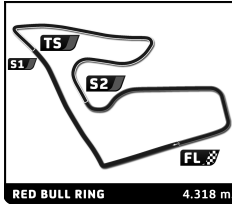
■ Session Best

B Crossing the pit lane

Lap	Time	Sector 1	Sector 2	Sector 3	T.Spd	Elapsed	Lap	Time	Sector 1	Sector 2	Sector 3	T.Spd	Elapsed
042	Rino CASTIGLIONE						ITA						
	INECO Reparto Corse Ram						296 Challenge						
1	46:53.087 B	...	47.208	49.951	182.2	46:53.087							
2	2:13.941	52.616	47.261	34.064	196.2	49:07.028							
3	1:41.875	24.170	45.293	32.412	226.1	50:48.903							
4	1:39.561	23.329	44.584	31.648	235.1	52:28.464							
5	1:39.557	23.325	44.560	31.672	236.6	54:08.021							
6	1:39.212	22.957	44.719	31.536	244.2	55:47.233							
7	1:38.775	23.338	43.320	32.117	232.0	57:26.008							
8	1:37.767	23.396	43.142	31.229	233.0	59:03.775							
9	1:39.141	23.366	44.183	31.592	233.5	1:00:42.916							
10	1:38.257	23.676	43.305	31.276	221.0	1:02:21.173							
11	1:37.365	23.218	42.978	31.169	236.6	1:03:58.538							
12	1:38.761	24.035	43.487	31.239	206.5	1:05:37.299							
13	1:56.477 B	23.708	43.989	48.780	226.6	1:07:33.776							
14	:39:45.124	...	45.293	32.236	207.7	2:47:18.900							
15	1:42.939	26.016	45.202	31.721	214.8	2:49:01.839							
16	1:36.862	23.094	42.840	30.928	243.6	2:50:38.701							
17	1:36.211	23.311	42.715	30.185	246.4	2:52:14.912							
18	1:36.496	23.137	43.177	30.182	249.3	2:53:51.408							
19	1:35.402	23.282	42.016	30.104	233.0	2:55:26.810							
20	1:57.412 B	23.617	43.083	50.712	242.5	2:57:24.222							
21	:14:52.197	...	58.492	36.797	154.6	5:12:16.419							
22	1:41.615	24.644	45.125	31.846	220.1	5:13:58.034							
23	1:39.333	24.171	44.490	30.672	216.9	5:15:37.367							
24	1:38.300	23.728	43.681	30.891	236.1	5:17:15.667							
25	1:37.076	24.003	42.885	30.188	235.6	5:18:52.743							
26	1:36.636	23.092	43.376	30.168	248.2	5:20:29.379							
27	1:35.459	23.121	42.193	30.145	243.6	5:22:04.838							
28	1:37.470	23.218	43.400	30.852	214.8	5:23:42.308							
29	1:41.274	23.817	43.131	34.326	238.2	5:25:23.582							
30	1:38.794	23.666	44.151	30.977	235.1	5:27:02.376							
31	1:51.647 B	23.211	46.035	42.401	232.5	5:28:54.023							
32	4:11.202	2:51.974	46.925	32.303	209.3	5:33:05.225							
33	1:41.632	23.323	42.513	35.796	245.9	5:34:46.857							
34	1:34.884	23.228	41.753	29.903	249.9	5:36:21.741							
35	1:36.410	23.051	43.090	30.269	248.2	5:37:58.151							
36	1:34.491	22.862	41.766	29.863	249.3	5:39:32.642							
37	1:34.631	23.022	41.735	29.874	249.3	5:41:07.273							
38	2:05.316	46.603	47.231	31.482	193.4	5:43:12.589							
39	1:50.107 B	23.436	43.114	43.557	249.3	5:45:02.696							
40	:27:10.025	...	54.654	35.156	147.5	7:12:12.721							
41	1:43.040	24.345	46.830	31.865	217.4	7:13:55.761							
42	1:36.942	23.278	43.419	30.245	215.6	7:15:32.703							
43	1:38.815	23.171	41.969	33.675	245.3	7:17:11.518							
44	1:38.095	25.168	42.835	30.092	211.4	7:18:49.613							
45	1:34.750	23.000	41.901	29.849	247.6	7:20:24.363							
46	1:35.402	23.118	42.263	30.021	245.9	7:21:59.765							
47	1:34.113	22.887	41.741	29.485	251.1	7:23:33.878							
48	1:35.298	22.611	41.923	30.764	251.1	7:25:09.176							
49	1:58.551 B	22.705	51.367	44.479	245.9	7:27:07.727							
50	3:03.361	1:46.185	45.062	32.114	217.8	7:30:11.088							
51	1:49.956 B	24.243	44.881	40.832	231.0	7:32:01.044							



PASSIONE FERRARI CLUB CHALLENGE



CLUB CHALLENGE SPIELBERG Overall

Sector Analysis

— Invalidated Lap

■ Personal Best

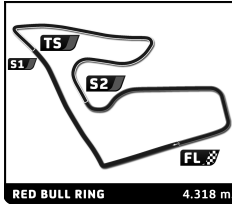
■ Session Best

B Crossing the pit lane

Lap	Time	Sector 1	Sector 2	Sector 3	T.Spd	Elapsed	Lap	Time	Sector 1	Sector 2	Sector 3	T.Spd	Elapsed
42	Paolo AGAZZONE ITA						56	1:31.259	22.312	40.484	28.463	252.9	7:55:04.625
INECO Reparto Corse Ram 296 Challenge						57	1:46.326 B	22.565	41.212	42.549	252.3	7:56:50.951	
1	13:17.662	...	1:12.135	41.651	109.8	13:17.662							
2	1:53.597	26.678	50.991	35.928	180.7	15:11.259							
3	1:40.750	24.875	44.495	31.380	220.1	16:52.009							
4	1:35.344	23.314	41.961	30.069	247.6	18:27.353							
5	1:35.617	23.225	42.047	30.345	248.7	20:02.970							
6	1:35.357	23.012	42.030	30.315	246.4	21:38.327							
7	1:35.796	23.025	42.269	30.502	235.6	23:14.123							
8	1:34.210	23.021	41.490	29.699	248.7	24:48.333							
9	1:51.665 B	25.035	42.677	43.953	244.2	26:39.998							
10	4:55.600	3:44.494	41.597	29.509	234.6	31:35.598							
11	1:34.748	23.078	41.646	30.024	246.4	33:10.346							
12	1:33.982	22.986	41.633	29.363	249.3	34:44.328							
13	1:46.046 B	22.902	41.529	41.615	245.3	36:30.374							
14	:28:29.421	...	55.704	36.637	150.0	2:04:59.795							
15	1:40.921	24.489	46.165	30.267	224.2	2:06:40.716							
16	1:37.652	22.993	41.672	32.987	249.3	2:08:18.368							
17	1:37.943	22.914	42.602	32.427	248.7	2:09:56.311							
18	1:34.504	23.004	41.649	29.851	248.7	2:11:30.815							
19	1:39.947	22.982	46.619	30.346	247.0	2:13:10.762							
20	1:34.454	22.817	42.107	29.530	249.3	2:14:45.216							
21	1:33.617	22.875	41.298	29.444	248.7	2:16:18.833							
22	1:33.933	23.082	41.465	29.386	248.7	2:17:52.766							
23	1:50.413 B	27.031	42.526	40.856	192.4	2:19:43.179							
24	3:29.751	2:17.877	41.873	30.001	233.0	2:23:12.930							
25	1:34.089	22.792	41.309	29.988	247.0	2:24:47.019							
26	1:34.702	23.101	41.981	29.620	248.7	2:26:21.721							
27	1:49.417 B	22.961	42.310	44.146	249.3	2:28:11.138							
28	5:32.211	4:08.588	50.142	33.481	169.2	2:33:43.349							
29	1:38.304	23.607	42.985	31.712	240.4	2:35:21.653							
30	1:33.266	22.748	41.264	29.254	248.7	2:36:54.919							
31	1:34.723	22.943	41.569	30.211	248.7	2:38:29.642							
32	1:33.681	22.901	41.783	28.997	247.6	2:40:03.323							
33	1:32.248	22.564	40.589	29.095	249.9	2:41:35.571							
34	1:47.339 B	22.850	41.300	43.189	248.7	2:43:22.910							
35	:09:54.931	...	43.685	30.294	190.0	5:53:17.841							
36	1:36.013	22.604	41.960	31.449	253.5	5:54:53.854							
37	1:36.886	23.689	43.762	29.435	192.0	5:56:30.740							
38	1:33.682	22.522	41.279	29.881	252.9	5:58:04.422							
39	1:32.335	22.553	40.365	29.417	254.7	5:59:36.757							
40	1:31.625	22.443	40.539	28.643	253.5	6:01:08.382							
41	1:31.502	22.726	40.084	28.692	254.7	6:02:39.884							
42	1:30.945	22.273	40.001	28.671	255.9	6:04:10.829							
43	1:50.020 B	22.450	41.168	46.402	254.7	6:06:00.849							
44	:30:35.457	...	41.924	29.126	231.0	7:36:36.306							
45	1:32.349	22.645	40.645	29.059	251.7	7:38:08.655							
46	1:32.725	22.665	40.941	29.119	251.7	7:39:41.380							
47	1:33.345	22.704	40.863	29.778	252.3	7:41:14.725							
48	1:32.982	22.816	41.275	28.891	251.1	7:42:47.707							
49	1:32.313	22.507	41.034	28.772	251.1	7:44:20.020							
50	1:33.810	22.690	41.436	29.684	252.9	7:45:53.830							
51	1:32.923	22.929	41.197	28.797	252.3	7:47:26.753							
52	1:31.830	22.421	40.533	28.876	252.3	7:48:58.583							
53	1:31.392	22.323	40.321	28.748	252.9	7:50:29.975							
54	1:31.770	22.355	40.660	28.755	252.9	7:52:01.745							
55	1:31.621	22.220	40.589	28.812	254.7	7:53:33.366							



PASSIONE FERRARI CLUB CHALLENGE



CLUB CHALLENGE SPIELBERG Overall

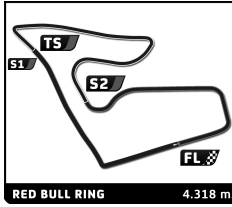
Sector Analysis

— Invalidated Lap ■ Personal Best ■ Session Best B Crossing the pit lane

Lap	Time	Sector 1	Sector 2	Sector 3	T.Spd	Elapsed	Lap	Time	Sector 1	Sector 2	Sector 3	T.Spd	Elapsed	
048	Maximilian JANKA						ITA							
	Emil Frey Sportivo						296 Challenge							
1	:32:36.562 B	...	1:04.473	1:05.330	188.6	4:32:36.562								
2	5:21.659	4:02.543	47.104	32.012	193.4	4:37:58.221								
3	1:37.668	23.706	43.201	30.761	240.9	4:39:35.889								
4	1:36.763	23.052	42.811	30.900	218.7	4:41:12.652								
5	1:35.930	22.712	42.381	30.837	249.3	4:42:48.582								
6	1:38.458	22.901	44.762	30.795	237.2	4:44:27.040								
7	1:44.642	23.480	45.618	35.544	219.2	4:46:11.682								
8	1:36.028	23.059	42.882	30.087	223.8	4:47:47.710								
9	1:34.827	23.048	41.981	29.798	252.9	4:49:22.537								
10	1:35.601	22.707	42.686	30.208	245.9	4:50:58.138								
11	1:39.705	22.721	43.407	33.577	248.2	4:52:37.843								
12	1:33.780	22.661	41.732	29.387	249.9	4:54:11.623								
13	1:32.853	22.313	41.277	29.263	245.3	4:55:44.476								
14	1:56.367 B	25.664	44.766	45.937	179.8	4:57:40.843								
15	:22:07.236	...	43.894	30.611	234.0	8:19:48.079								
16	1:36.722	22.798	42.720	31.204	244.8	8:21:24.801								
17	1:35.685	23.147	42.097	30.441	248.7	8:23:00.486								
18	1:35.404	23.532	41.782	30.090	249.3	8:24:35.890								
19	1:33.683	22.556	41.363	29.764	249.9	8:26:09.573								
20	1:51.096 B	23.251	43.883	43.962	230.0	8:28:00.669								
21	4:11.634	2:59.560	42.016	30.058	223.3	8:32:12.303								
22	1:33.643	22.744	41.407	29.492	249.9	8:33:45.946								
23	1:33.977	22.395	41.685	29.897	250.5	8:35:19.923								
24	1:45.078	22.497	46.525	36.056	245.9	8:37:05.001								
25	1:32.958	22.635	41.096	29.227	245.9	8:38:37.959								
26	1:38.416	22.353	40.913	35.150	249.9	8:40:16.375								
27	1:32.794	22.399	41.285	29.110	250.5	8:41:49.169								
28	1:40.246	22.426	41.359	36.461	250.5	8:43:29.415								
29	1:48.666	22.802	49.647	36.217	250.5	8:45:18.081								
30	1:32.501	22.667	40.722	29.112	245.9	8:46:50.582								
31	1:51.553 B	24.729	43.674	43.150	175.9	8:48:42.135								
32	4:10.422	2:58.959	41.779	29.684	236.6	8:52:52.557								
33	1:33.529	22.390	41.648	29.491	247.6	8:54:26.086								
34	1:38.958	22.891	43.797	32.270	213.1	8:56:05.044								



PASSIONE FERRARI CLUB CHALLENGE



CLUB CHALLENGE SPIELBERG Overall

Sector Analysis

— Invalidated Lap

■ Personal Best

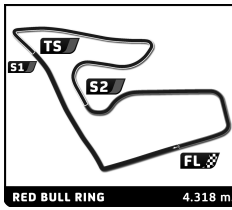
■ Session Best

■ Crossing the pit lane

Lap	Time	Sector 1	Sector 2	Sector 3	T.Spd	Elapsed	Lap	Time	Sector 1	Sector 2	Sector 3	T.Spd	Elapsed	
48	Thomas JANKA ITA													
	Emil Frey Sportivo						296 Challenge							
1	:50:00.632	...	49.002	31.308	173.3	1:50:00.632								
2	1:38.232	23.593	42.759	31.880	211.4	1:51:38.864								
3	1:40.986	26.612	43.661	30.713	216.5	1:53:19.850								
4	1:35.570	23.664	42.075	29.831	199.5	1:54:55.420								
5	1:36.620	23.745	42.329	30.546	230.0	1:56:32.040								
6	1:38.517	25.226	43.493	29.798	195.9	1:58:10.557								
7	1:35.268	23.286	42.395	29.587	233.0	1:59:45.825								
8	2:01.687 B	26.550	49.724	45.413	194.8	2:01:47.512								
9	:11:58.447	...	1:10.441	44.477	92.8	6:13:45.959								
10	1:46.164	25.823	47.592	32.749	184.1	6:15:32.123								
11	1:37.559	23.396	43.436	30.727	213.9	6:17:09.682								
12	1:36.066	23.350	42.679	30.037	217.4	6:18:45.748								
13	1:39.577	23.577	45.558	30.442	217.4	6:20:25.325								
14	1:37.518	23.387	42.055	32.076	223.8	6:22:02.843								
15	1:34.669	22.975	41.815	29.879	222.4	6:23:37.512								
16	1:48.742	23.766	52.596	32.380	171.4	6:25:26.254								
17	1:52.533 B	23.438	42.683	46.412	213.9	6:27:18.787								
18	22:56.627	...	46.730	29.882	173.9	6:50:15.414								
19	1:34.772	23.414	41.769	29.589	235.1	6:51:50.186								
20	1:37.721	23.399	43.585	30.737	226.1	6:53:27.907								
21	1:49.716	24.082	52.225	33.409	198.4	6:55:17.623								
22	1:35.534	23.107	42.312	30.115	229.0	6:56:53.157								
23	1:35.150	23.015	42.131	30.004	234.0	6:58:28.307								
24	1:43.992	23.079	42.765	38.148	245.9	7:00:12.299								
25	1:33.462	22.783	41.287	29.392	242.5	7:01:45.761								
26	2:15.447 B	36.964	52.891	45.592	186.0	7:04:01.208								



PASSIONE FERRARI CLUB CHALLENGE



CLUB CHALLENGE SPIELBERG Overall

Sector Analysis

— Invalidated Lap

■ Personal Best

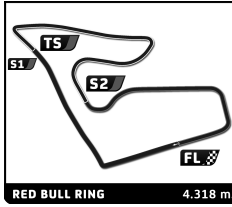
■ Session Best

B Crossing the pit lane

Lap	Time	Sector 1	Sector 2	Sector 3	T.Spd	Elapsed	Lap	Time	Sector 1	Sector 2	Sector 3	T.Spd	Elapsed	
58	Eirik LYNNE Formula Norge						ITA 296 Challenge	56	1:36.201	23.594	42.578	30.029	229.5	6:43:57.839
1	:19:07.115	...	1:15.932	48.794	106.4	1:19:07.115	57	1:36.291	23.505	42.987	29.799	230.0	6:45:34.130	
2	2:03.872	31.453	53.976	38.443	157.5	1:21:10.987	58	1:36.193	23.534	42.384	30.275	219.6	6:47:10.323	
3	1:52.774	25.581	49.750	37.443	180.4	1:23:03.761	59	1:38.556	23.283	42.345	32.928	226.1	6:48:48.879	
4	1:56.683	25.896	55.819	34.968	185.7	1:25:00.444	60	1:42.244	23.321	47.045	31.878	174.5	6:50:31.123	
5	1:45.439	25.017	46.744	33.678	188.3	1:26:45.883	61	1:35.595	23.480	42.183	29.932	227.6	6:52:06.718	
6	1:45.555	25.084	46.841	33.630	201.8	1:28:31.438	62	1:34.832	23.040	41.919	29.873	235.6	6:53:41.550	
7	1:45.488	25.064	46.461	33.963	191.0	1:30:16.926	63	2:23.440B	32.395	1:00.077	50.968	118.3	6:56:04.990	
8	1:43.702	26.283	45.262	32.157	186.3	1:32:00.628	64	:16:15.650	...	1:02.446	39.412	118.1	8:12:20.640	
9	1:42.762	26.103	44.966	31.693	195.9	1:33:43.390	65	1:45.546	25.875	47.831	31.840	178.9	8:14:06.186	
10	1:43.591	25.640	45.918	32.033	148.5	1:35:26.981	66	1:38.557	24.260	43.703	30.594	213.5	8:15:44.743	
11	1:40.735	23.797	43.714	33.224	208.1	1:37:07.716	67	1:38.483	23.847	43.693	30.943	219.2	8:17:23.226	
12	2:19.382B	31.633	56.131	51.618	130.0	1:39:27.098	68	1:37.485	23.531	43.427	30.527	228.1	8:19:00.711	
13	4:49.611	3:19.479	51.621	38.511	175.9	1:44:16.709	69	1:38.157	23.772	42.411	31.974	221.4	8:20:38.868	
14	1:42.815	24.729	44.851	33.235	194.5	1:45:59.524	70	1:36.561	23.511	42.817	30.233	226.1	8:22:15.429	
15	1:40.871	24.046	44.907	31.918	210.5	1:47:40.395	71	2:30.128B	34.460	1:00.019	55.649	141.9	8:24:45.557	
16	1:38.392	23.518	43.526	31.348	227.1	1:49:18.787								
17	1:39.609	23.402	43.074	33.133	231.0	1:50:58.396								
18	1:39.573	24.869	44.149	30.555	207.7	1:52:37.969								
19	1:42.010	24.202	45.984	31.824	200.7	1:54:19.979								
20	1:37.892	23.721	43.121	31.050	218.3	1:55:57.871								
21	1:36.792	22.991	42.817	30.984	235.1	1:57:34.663								
22	1:38.392	23.248	43.401	31.743	216.1	1:59:13.055								
23	1:46.494	24.305	44.519	37.670	212.6	2:00:59.549								
24	1:38.071	23.347	42.938	31.786	223.8	2:02:37.620								
25	2:23.197B	32.475	58.475	52.247	139.6	2:05:00.817								
26	:07:45.613	...	1:05.366	42.929	112.2	4:12:46.430								
27	1:54.330	29.870	49.917	34.543	142.2	4:14:40.760								
28	1:47.920	25.632	47.312	34.976	158.2	4:16:28.680								
29	1:43.334	24.948	45.610	32.776	177.7	4:18:12.014								
30	1:41.124	24.429	44.972	31.723	204.1	4:19:53.138								
31	1:41.661	23.866	44.679	33.116	221.4	4:21:34.799								
32	1:43.041	24.747	44.072	34.222	221.0	4:23:17.840								
33	1:40.780	23.555	43.617	33.608	216.5	4:24:58.620								
34	2:07.362B	23.411	47.257	56.694	230.0	4:27:05.982								
35	4:41.039B	2:43.931	50.722	1:06.386	166.3	4:31:47.021								
36	6:14.875	4:47.847	53.259	33.769	152.8	4:38:01.896								
37	1:41.629	24.185	44.655	32.789	210.5	4:39:43.525								
38	1:42.716	23.849	45.326	33.541	211.4	4:41:26.241								
39	1:39.379	23.978	44.153	31.248	213.9	4:43:05.620								
40	1:42.361	23.502	46.708	32.151	214.3	4:44:47.981								
41	1:46.140	25.253	48.022	32.865	210.1	4:46:34.121								
42	1:41.210	24.028	44.191	32.991	219.6	4:48:15.331								
43	1:47.148	23.979	49.098	34.071	209.7	4:50:02.479								
44	1:39.400	24.040	44.418	30.942	220.5	4:51:41.879								
45	2:23.295B	29.575	57.526	56.194	142.6	4:54:05.174								
46	:21:35.546	...	55.285	32.892	164.8	6:15:40.720								
47	1:36.850	23.833	42.631	30.386	181.0	6:17:17.570								
48	1:32.880	22.570	40.161	30.149	250.5	6:18:50.450								
49	1:31.499	22.971	40.456	28.072	247.0	6:20:21.949								
50	1:41.158B	22.235	40.452	38.471	252.3	6:22:03.107								
51	5:34.951	4:18.684	45.331	30.936	163.3	6:27:38.058								
52	2:35.191B	23.697	1:06.980	1:04.514	216.1	6:30:13.249								
53	8:54.117	7:36.696	45.845	31.576	159.6	6:39:07.366								
54	1:36.791	23.487	42.400	30.904	231.5	6:40:44.157								
55	1:37.481	23.594	42.974	30.913	221.9	6:42:21.638								



PASSIONE FERRARI CLUB CHALLENGE



CLUB CHALLENGE SPIELBERG Overall

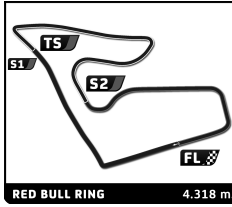
Sector Analysis

— Invalidated Lap ■ Personal Best ■ Session Best **B** Crossing the pit lane

Lap	Time	Sector 1	Sector 2	Sector 3	T.Spd	Elapsed	Lap	Time	Sector 1	Sector 2	Sector 3	T.Spd	Elapsed	
0061	Cedric WAUTERS ITA													
	Monza NV													
						488 Challenge Evo								
1	:13:53.790	...	58.281	38.541	133.2	1:13:53.790								
2	1:53.968	28.193	49.769	36.006	167.9	1:15:47.758								
3	1:58.487 B	25.262	48.008	45.217	182.2	1:17:46.245								



PASSIONE FERRARI CLUB CHALLENGE



CLUB CHALLENGE SPIELBERG Overall

Sector Analysis

— Invalidated Lap

■ Personal Best

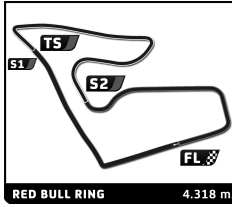
■ Session Best

B Crossing the pit lane

Lap	Time	Sector 1	Sector 2	Sector 3	T.Spd	Elapsed	Lap	Time	Sector 1	Sector 2	Sector 3	T.Spd	Elapsed
061	Jacques WYCKAERT ITA						56	1:42.628	25.128	45.444	32.056	207.3	7:03:49.348
	Monza NV 488 Challenge Evo						57	1:59.931 B	23.984	50.440	45.507	231.0	7:05:49.279
1	:25:55.075 B	...	55.448	50.183	173.6	1:25:55.075							
2	3:43.837	2:13.615	52.264	37.958	194.8	1:29:38.912							
3	1:52.632	26.438	50.727	35.467	223.3	1:31:31.544							
4	1:51.332	26.150	49.339	35.843	212.2	1:33:22.876							
5	1:51.332	27.074	49.998	34.260	213.1	1:35:14.208							
6	1:47.593	25.817	48.628	33.148	208.5	1:37:01.801							
7	1:45.003	25.392	46.619	32.992	226.1	1:38:46.804							
8	1:44.411	25.385	46.444	32.582	224.7	1:40:31.215							
9	1:46.732	26.425	47.158	33.149	159.9	1:42:17.947							
10	1:47.940	26.927	47.080	33.933	171.4	1:44:05.887							
11	1:58.016 B	26.345	49.260	42.411	166.6	1:46:03.903							
12	15:17.841	...	49.639	33.691	171.4	2:01:21.744							
13	1:45.535	25.357	46.428	33.750	216.1	2:03:07.279							
14	1:53.886	25.791	51.990	36.105	204.5	2:05:01.165							
15	1:48.229	27.143	46.601	34.485	204.5	2:06:49.394							
16	1:41.714	24.621	45.275	31.818	203.7	2:08:31.108							
17	1:44.574	24.741	47.234	32.599	207.7	2:10:15.682							
18	1:43.684	26.859	45.307	31.518	179.5	2:11:59.366							
19	1:41.115	25.444	44.366	31.305	227.1	2:13:40.481							
20	1:44.118	24.195	45.590	34.333	222.8	2:15:24.599							
21	1:55.788 B	26.225	46.925	42.638	191.3	2:17:20.387							
22	:04:52.770	...	50.362	34.022	188.3	4:22:13.157							
23	1:52.423	25.488	49.105	37.830	228.5	4:24:05.580							
24	1:48.450	26.380	48.722	33.348	213.9	4:25:54.030							
25	1:43.080	25.426	45.566	32.088	231.0	4:27:37.110							
26	1:43.347	24.752	46.110	32.485	220.5	4:29:20.457							
27	2:08.964 B	24.750	45.677	58.537	232.5	4:31:29.421							
28	7:19.894	5:57.550	48.071	34.273	156.8	4:38:49.315							
29	1:43.885	25.622	46.223	32.040	233.5	4:40:33.200							
30	1:42.590	25.376	44.743	32.471	236.1	4:42:15.790							
31	1:44.395	25.277	46.310	32.808	227.6	4:44:00.185							
32	1:45.585	25.528	48.098	31.959	191.7	4:45:45.770							
33	1:41.534	24.185	45.160	32.189	231.5	4:47:27.304							
34	1:42.961	24.180	45.075	33.706	236.6	4:49:10.265							
35	2:05.119 B	29.303	52.732	43.084	149.8	4:51:15.384							
36	:22:33.538	...	53.709	34.006	166.9	6:13:48.922							
37	1:48.568	25.560	49.300	33.708	194.5	6:15:37.490							
38	1:48.209	26.259	48.995	32.955	208.1	6:17:25.699							
39	1:41.504	24.470	45.623	31.411	239.3	6:19:07.203							
40	1:44.744	24.459	46.822	33.463	230.0	6:20:51.947							
41	1:44.578	24.791	47.353	32.434	229.5	6:22:36.525							
42	1:42.558	24.687	45.378	32.493	233.5	6:24:19.083							
43	1:40.211	24.431	44.638	31.142	228.1	6:25:59.294							
44	1:59.252 B	24.885	47.851	46.516	197.7	6:27:58.546							
45	14:48.755	...	49.762	34.326	195.5	6:42:47.301							
46	1:42.984	24.722	46.275	31.987	237.2	6:44:30.285							
47	1:40.348	24.097	44.856	31.395	234.0	6:46:10.633							
48	1:38.265	24.203	43.315	30.747	229.5	6:47:48.898							
49	1:39.473	24.039	44.285	31.149	234.6	6:49:28.371							
50	1:43.880	24.587	44.524	34.769	231.5	6:51:12.251							
51	1:38.442	24.000	43.591	30.851	238.7	6:52:50.693							
52	1:50.214	27.303	48.009	34.902	165.1	6:54:40.907							
53	1:50.810 B	24.298	45.162	41.350	230.0	6:56:31.717							
54	3:51.460	2:34.148	45.271	32.041	205.3	7:00:23.177							
55	1:43.543	23.734	47.197	32.612	226.1	7:02:06.720							



PASSIONE FERRARI CLUB CHALLENGE



CLUB CHALLENGE SPIELBERG Overall

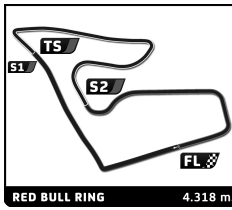
Sector Analysis

— Invalidated Lap ■ Personal Best ■ Session Best B Crossing the pit lane

Lap	Time	Sector 1	Sector 2	Sector 3	T.Spd	Elapsed	Lap	Time	Sector 1	Sector 2	Sector 3	T.Spd	Elapsed
064	Zeljko DRMIC ITA												
	Scuderia Gohm						296 Challenge						
1	1:13:47.450	...	1:02.821	37.729	139.4	1:13:47.450							
2	1:51.314	26.206	49.498	35.610	164.5	1:15:38.764							
3	1:42.679	24.601	45.778	32.300	214.3	1:17:21.443							
4	1:39.523	23.665	43.521	32.337	233.0	1:19:00.966							
5	1:40.216	23.639	44.707	31.870	230.5	1:20:41.182							
6	1:37.842	23.461	43.924	30.457	234.6	1:22:19.024							
7	1:36.729	23.750	42.935	30.044	236.1	1:23:55.753							
8	1:54.392 B	26.513	43.312	44.567	228.1	1:25:50.145							
9	24:06.524	...	54.893	35.492	155.9	1:49:56.669							
10	1:41.353	24.658	44.684	32.011	218.3	1:51:38.022							
11	1:37.178	25.204	42.623	29.351	227.1	1:53:15.200							
12	1:35.644	24.588	41.425	29.631	243.1	1:54:50.844							
13	1:33.054	22.669	41.473	28.912	249.3	1:56:23.898							
14	1:33.239	22.964	41.323	28.952	247.6	1:57:57.137							
15	1:34.427	23.740	41.371	29.316	246.4	1:59:31.564							
16	1:36.688	24.640	42.907	29.141	198.4	2:01:08.252							
17	1:33.127	22.741	40.989	29.397	249.3	2:02:41.379							
18	1:35.970	23.630	41.584	30.756	245.3	2:04:17.349							
19	1:46.671 B	22.706	41.190	42.775	249.3	2:06:04.020							
20	10:50.297	...	54.078	34.223	135.4	4:16:54.317							
21	1:36.762	23.882	42.843	30.037	208.1	4:18:31.079							
22	1:33.969	22.936	42.082	28.951	249.9	4:20:05.048							
23	1:33.813	22.971	41.680	29.162	247.6	4:21:38.861							
24	1:36.861	23.505	42.458	30.898	204.9	4:23:15.722							
25	1:36.001	22.943	41.699	31.359	240.9	4:24:51.723							
26	1:37.828	23.649	44.303	29.876	242.5	4:26:29.551							
27	1:33.326	22.899	41.704	28.723	247.6	4:28:02.877							
28	1:32.343	22.556	41.042	28.745	250.5	4:29:35.220							
29	2:14.795 B	23.299	46.637	1:04.859	192.0	4:31:50.015							
30	5:56.641	4:44.805	42.277	29.559	191.7	4:37:46.656							
31	1:32.035	22.240	40.692	29.103	251.7	4:39:18.691							
32	1:32.122	22.209	41.480	28.433	242.5	4:40:50.813							
33	1:34.014	23.148	42.230	28.636	234.6	4:42:24.827							
34	1:39.604	22.230	41.440	35.934	251.1	4:44:04.431							
35	1:39.271	22.612	42.184	34.475	237.2	4:45:43.702							
36	1:38.549	23.093	40.965	34.491	243.6	4:47:22.251							
37	1:32.284	22.630	40.491	29.163	252.3	4:48:54.535							
38	2:04.294 B	23.371	1:00.866	40.057	228.5	4:50:58.829							
39	3:42.386	2:28.149	42.209	32.028	211.4	4:54:41.215							
40	1:58.666	36.789	50.291	31.586	117.5	4:56:39.881							
41	1:48.458 B	22.895	41.548	44.015	218.3	4:58:28.339							



PASSIONE FERRARI CLUB CHALLENGE



CLUB CHALLENGE SPIELBERG Overall

Sector Analysis

— Invalidated Lap

■ Personal Best

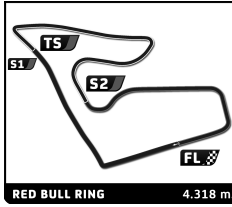
■ Session Best

■ Crossing the pit lane

Lap	Time	Sector 1	Sector 2	Sector 3	T.Spd	Elapsed	Lap	Time	Sector 1	Sector 2	Sector 3	T.Spd	Elapsed	
64	Andreas BRUSTMAN ITA													
	Scuderia Gohm						296 Challenge							
1	:43:54.456	...	57.405	38.498	163.3	8:43:54.456								
2	1:49.797	25.515	51.331	32.951	199.9	8:45:44.253								
3	1:39.903	24.071	44.741	31.091	208.9	8:47:24.156								
4	1:38.676	24.020	43.582	31.074	236.1	8:49:02.832								
5	1:38.721	23.773	44.485	30.463	240.9	8:50:41.553								
6	1:36.395	23.071	43.019	30.305	248.7	8:52:17.948								
7	1:36.284	23.186	42.616	30.482	243.6	8:53:54.232								
8	1:35.863	23.034	42.920	29.909	234.6	8:55:30.095								



PASSIONE FERRARI CLUB CHALLENGE



CLUB CHALLENGE SPIELBERG Overall

Sector Analysis

— Invalidated Lap

■ Personal Best

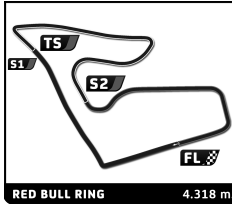
■ Session Best

B Crossing the pit lane

Lap	Time	Sector 1	Sector 2	Sector 3	T.Spd	Elapsed	Lap	Time	Sector 1	Sector 2	Sector 3	T.Spd	Elapsed	
065	Filip ENGELEN ITA													
	Monza NV 296 Challenge													
1	29:29.483	...	49.292	32.411	183.8	29:29.483								
2	1:36.201	23.077	42.280	30.844	245.9	31:05.684								
3	1:35.961	22.880	41.734	31.347	249.3	32:41.645								
4	1:34.610	23.123	41.559	29.928	250.5	34:16.255								
5	1:36.505	22.764	41.398	32.343	250.5	35:52.760								
6	1:35.207	23.397	41.440	30.370	247.6	37:27.967								
7	1:36.525	23.038	41.580	31.907	249.3	39:04.492								
8	1:53.180B	24.672	44.441	44.067	214.3	40:57.672								
9	:57:33.687	...	46.792	30.208	192.0	2:38:31.359								
10	1:37.069	24.702	42.648	29.719	198.4	2:40:08.428								
11	1:33.176	22.477	40.857	29.842	251.7	2:41:41.604								
12	1:36.655	22.952	41.711	31.992	251.1	2:43:18.259								
13	1:46.618B	23.651	42.832	40.135	248.7	2:45:04.877								
14	:27:32.509	...	56.611	35.348	140.5	5:12:37.386								
15	1:45.172	24.199	47.437	33.536	213.5	5:14:22.558								
16	1:38.278	23.459	44.323	30.496	237.2	5:16:00.836								
17	1:35.329	23.108	42.132	30.089	247.6	5:17:36.165								
18	1:38.566	23.969	43.874	30.723	208.5	5:19:14.731								
19	1:34.821	23.053	41.993	29.775	250.5	5:20:49.552								
20	1:34.432	23.036	41.682	29.714	251.1	5:22:23.984								
21	1:34.498	22.875	41.341	30.282	251.7	5:23:58.482								
22	1:51.101	24.638	42.779	43.684	210.1	5:25:49.583								
23	1:34.391	23.034	41.681	29.676	251.7	5:27:23.974								
24	1:34.153	22.957	41.535	29.661	251.1	5:28:58.127								
25	2:06.851B	23.989	45.281	57.581	221.4	5:31:04.978								
26	:43:11.254	...	49.114	32.573	180.7	7:14:16.232								
27	1:38.762	24.950	43.585	30.227	228.5	7:15:54.994								
28	1:45.771	27.043	45.453	33.275	191.0	7:17:40.765								
29	1:34.825	23.282	41.895	29.648	249.3	7:19:15.590								
30	1:34.185	23.251	41.520	29.414	249.3	7:20:49.775								
31	1:33.378	22.939	40.975	29.464	249.3	7:22:23.153								
32	1:44.379	24.310	47.242	32.827	175.6	7:24:07.532								
33	1:35.134	23.092	42.521	29.521	248.7	7:25:42.666								
34	1:32.155	22.599	40.696	28.860	249.3	7:27:14.821								
35	1:40.718	22.765	46.971	30.982	248.7	7:28:55.539								
36	1:43.813	23.278	48.163	32.372	213.1	7:30:39.352								
37	1:41.041	24.732	45.588	30.721	203.0	7:32:20.393								
38	1:32.587	22.605	41.096	28.886	249.3	7:33:52.980								
39	1:42.252	23.292	46.755	32.205	239.3	7:35:35.232								
40	1:32.356	22.870	40.660	28.826	249.3	7:37:07.588								
41	1:34.607	22.478	42.255	29.874	250.5	7:38:42.195								
42	1:32.146	22.701	40.566	28.879	249.3	7:40:14.341								
43	1:55.918B	22.898	40.763	52.257	249.3	7:42:10.259								



PASSIONE FERRARI CLUB CHALLENGE



CLUB CHALLENGE SPIELBERG Overall

Sector Analysis

— Invalidated Lap

■ Personal Best

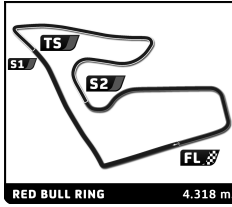
■ Session Best

B Crossing the pit lane

Lap	Time	Sector 1	Sector 2	Sector 3	T.Spd	Elapsed	Lap	Time	Sector 1	Sector 2	Sector 3	T.Spd	Elapsed	
65	Arne ENGELEN ITA													
	Monza NV						296 Challenge							
1	12:10.840	...	52.795	36.877	185.4	12:10.840								
2	1:43.271	25.127	45.998	32.146	194.8	13:54.111								
3	1:36.201	23.124	42.828	30.249	245.9	15:30.312								
4	1:34.300	22.791	41.635	29.874	247.0	17:04.612								
5	1:33.096	22.937	40.953	29.206	247.0	18:37.708								
6	1:40.071	26.434	42.695	30.942	180.7	20:17.779								
7	1:48.482 B	22.736	41.542	44.204	247.6	22:06.261								
8	27:35.345	...	44.422	30.173	186.7	49:41.606								
9	1:34.844	22.881	41.713	30.250	246.4	51:16.450								
10	1:33.134	22.702	41.179	29.253	247.0	52:49.584								
11	1:33.842	22.797	41.345	29.700	247.6	54:23.426								
12	1:48.875 B	22.786	42.456	43.633	249.3	56:12.301								
13	3:09.865	1:55.194	43.233	31.438	195.9	59:22.166								
14	1:35.915	24.311	41.886	29.718	224.7	1:00:58.081								
15	1:33.514	22.622	41.483	29.409	250.5	1:02:31.595								
16	1:32.909	23.052	40.947	28.910	249.9	1:04:04.504								
17	1:34.212	22.302	41.361	30.549	251.7	1:05:38.716								
18	1:58.320 B	25.959	43.512	48.849	208.9	1:07:37.036								
19	59:28.834	...	48.145	31.779	186.7	2:07:05.870								
20	1:38.747	24.204	43.515	31.028	172.0	2:08:44.617								
21	1:36.392	23.105	41.901	31.386	250.5	2:10:21.009								
22	1:38.500	23.570	43.982	30.948	244.8	2:11:59.509								
23	1:34.337	22.755	41.836	29.746	250.5	2:13:33.846								
24	1:41.086	25.374	44.397	31.315	233.0	2:15:14.932								
25	1:36.475	23.017	42.578	30.880	228.5	2:16:51.407								
26	1:35.333	22.506	43.594	29.233	251.7	2:18:26.740								
27	1:34.602	22.546	42.376	29.680	241.4	2:20:01.342								
28	1:34.573	22.628	41.792	30.153	248.7	2:21:35.915								
29	1:33.690	22.739	41.543	29.408	250.5	2:23:09.605								
30	1:52.417 B	24.649	47.203	40.565	230.0	2:25:02.022								
31	:15:47.434	...	52.650	41.526	178.9	5:40:49.456								
32	1:40.218	24.170	44.206	31.842	231.5	5:42:29.674								
33	1:44.343 B	22.804	41.731	39.808	249.3	5:44:14.017								
34	2:34.772	1:12.442	52.856	29.474	129.2	5:46:48.789								
35	1:37.033	26.229	41.998	28.806	172.2	5:48:25.822								
36	1:34.640	22.537	42.113	29.990	251.7	5:50:00.462								
37	1:31.658	22.587	40.077	28.994	251.7	5:51:32.120								
38	1:31.804	22.413	40.674	28.717	250.5	5:53:03.924								
39	1:31.537	22.299	40.599	28.639	225.2	5:54:35.461								
40	1:30.834	22.253	40.284	28.297	251.1	5:56:06.295								
41	1:52.928 B	26.329	44.657	41.942	197.7	5:57:59.223								



PASSIONE FERRARI CLUB CHALLENGE



CLUB CHALLENGE SPIELBERG Overall

Sector Analysis

— Invalidated Lap

■ Personal Best

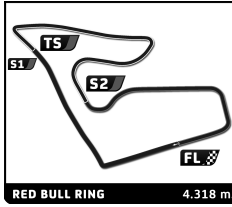
■ Session Best

B Crossing the pit lane

Lap	Time	Sector 1	Sector 2	Sector 3	T.Spd	Elapsed	Lap	Time	Sector 1	Sector 2	Sector 3	T.Spd	Elapsed	
67	Guy Arthur LAMBERT						ITA							
	SFGE	296 Challenge												
1	16:08.673	...	56.779	37.321	153.9	16:08.673								
2	1:54.205	26.868	51.233	36.104	198.1	18:02.878								
3	1:45.401	27.587	46.321	31.493	193.8	19:48.279								
4	1:39.465	24.218	44.391	30.856	197.0	21:27.744								
5	1:38.636	23.986	43.922	30.728	242.0	23:06.380								
6	1:37.714	23.509	43.138	31.067	234.0	24:44.094								
7	1:42.820	25.172	44.744	32.904	198.8	26:26.914								
8	1:38.943	23.699	43.757	31.487	238.7	28:05.857								
9	1:37.585	23.609	43.028	30.948	237.7	29:43.442								
10	1:54.686B	23.655	43.859	47.172	235.1	31:38.128								
11	14:51.743	...	46.448	31.914	168.4	46:29.871								
12	1:38.133	23.821	43.429	30.883	223.3	48:08.004								
13	1:35.674	23.194	42.300	30.180	232.5	49:43.678								
14	1:34.767	23.312	41.716	29.739	232.0	51:18.445								
15	1:52.617B	25.949	43.791	42.877	186.0	53:11.062								
16	:17:50.097	...	47.316	32.230	178.6	2:11:01.159								
17	1:37.882	23.602	43.036	31.244	237.7	2:12:39.041								
18	1:35.844	23.008	42.647	30.189	245.9	2:14:14.885								
19	1:36.825	23.113	42.809	30.903	228.5	2:15:51.710								
20	1:39.679	23.230	44.382	32.067	224.7	2:17:31.389								
21	1:37.949	23.268	43.290	31.391	233.0	2:19:09.338								
22	1:37.708	23.533	42.830	31.345	229.0	2:20:47.046								
23	1:38.115	23.035	43.900	31.180	228.5	2:22:25.161								
24	1:43.241	24.989	45.851	32.401	201.8	2:24:08.402								
25	1:56.497B	23.350	43.264	49.883	232.0	2:26:04.899								
26	6:37.059	5:19.136	46.223	31.700	197.7	2:32:41.958								
27	1:38.132	23.776	42.907	31.449	228.5	2:34:20.090								
28	1:34.293	23.038	41.572	29.683	239.8	2:35:54.383								
29	2:00.025B	24.132	47.192	48.701	192.7	2:37:54.408								
30	:45:38.083	...	52.953	37.294	143.2	5:23:32.491								
31	1:43.553	25.434	45.755	32.364	203.7	5:25:16.044								
32	1:37.254	23.308	42.729	31.217	237.2	5:26:53.298								
33	1:41.944	24.371	45.554	32.019	189.3	5:28:35.242								
34	1:39.423	24.826	43.307	31.290	211.0	5:30:14.665								
35	1:36.587	23.037	42.719	30.831	233.5	5:31:51.252								
36	1:36.405	23.324	41.970	31.111	236.6	5:33:27.657								
37	1:36.170	23.488	42.294	30.388	228.5	5:35:03.827								
38	1:55.055B	23.433	42.946	48.676	231.0	5:36:58.882								
39	6:23.009	5:07.574	43.687	31.748	194.5	5:43:21.891								
40	1:35.635	22.990	41.914	30.731	240.9	5:44:57.526								
41	1:35.492	22.990	42.134	30.368	237.7	5:46:33.018								
42	1:34.675	23.046	41.456	30.173	243.6	5:48:07.693								
43	1:53.923B	23.753	44.157	46.013	220.1	5:50:01.616								
44	:25:43.079	...	52.481	35.044	147.5	7:15:44.695								
45	1:56.126	32.650	49.809	33.667	134.2	7:17:40.821								
46	1:42.707	25.569	45.322	31.816	216.5	7:19:23.528								
47	1:37.618	24.122	42.273	31.223	232.5	7:21:01.146								
48	1:35.694	23.383	41.741	30.570	235.6	7:22:36.840								
49	1:38.208	23.058	42.531	32.619	250.5	7:24:15.048								
50	1:37.743	24.311	42.054	31.378	237.7	7:25:52.791								
51	1:36.549	23.447	42.894	30.208	241.4	7:27:29.340								
52	1:37.102	22.824	42.661	31.617	247.6	7:29:06.442								
53	1:34.194	22.839	41.613	29.742	248.7	7:30:40.636								
54	1:53.610B	25.873	44.944	42.793	180.1	7:32:34.246								



PASSIONE FERRARI CLUB CHALLENGE



CLUB CHALLENGE SPIELBERG Overall

Sector Analysis

— Invalidated Lap

■ Personal Best

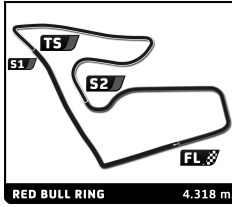
■ Session Best

B Crossing the pit lane

Lap	Time	Sector 1	Sector 2	Sector 3	T.Spd	Elapsed	Lap	Time	Sector 1	Sector 2	Sector 3	T.Spd	Elapsed
68	Guido ZERBE ITA						56	4:57.104	3:43.672	42.345	31.087	218.3	7:50:23.507
	Riller 296 Challenge						57	1:35.969	23.320	41.894	30.755	247.0	7:51:59.476
1	34:36.858	...	48.397	32.593	151.1	34:36.858	58	1:35.663	23.010	42.544	30.109	243.6	7:53:35.139
2	1:42.928	24.262	45.575	33.091	234.0	36:19.786	59	1:35.069	23.291	41.701	30.077	242.0	7:55:10.208
3	1:42.140	24.211	44.992	32.937	239.8	38:01.926	60	1:34.858	23.024	41.717	30.117	243.6	7:56:45.066
4	1:41.318	23.807	45.455	32.056	236.6	39:43.244	61	1:34.599	23.048	41.821	29.730	243.6	7:58:19.665
5	1:41.294	24.547	44.716	32.031	245.9	41:24.538	62	1:34.124	22.805	41.525	29.794	245.3	7:59:53.789
6	1:49.596B	23.703	44.700	41.193	244.8	43:14.134	63	1:34.186	22.903	41.694	29.589	245.3	8:01:27.975
7	8:02.254	6:40.626	47.548	34.080	193.1	51:16.388	64	2:26.538B	33.949	59.633	52.956	113.3	8:03:54.513
8	1:42.125	25.109	44.453	32.563	229.5	52:58.513							
9	1:44.633	25.341	47.077	32.215	147.7	54:43.146							
10	1:41.119	25.061	44.512	31.546	234.0	56:24.265							
11	1:51.894B	23.972	44.540	43.382	244.2	58:16.159							
12	:22:04.586	...	45.225	32.794	204.5	2:20:20.745							
13	1:41.995	24.235	45.711	32.049	238.2	2:22:02.740							
14	1:42.446	23.875	43.329	35.242	247.0	2:23:45.186							
15	1:38.425	23.233	43.859	31.333	247.0	2:25:23.611							
16	1:37.258	23.467	42.873	30.918	247.0	2:27:00.869							
17	1:36.464	23.239	42.609	30.616	247.0	2:28:37.333							
18	1:36.493	23.310	42.385	30.798	243.1	2:30:13.826							
19	1:48.747B	23.089	42.575	43.083	247.0	2:32:02.573							
20	6:01.422	4:45.242	44.985	31.195	204.9	2:38:03.995							
21	1:36.346	23.253	42.132	30.961	247.0	2:39:40.341							
22	1:36.003	23.043	42.374	30.586	243.1	2:41:16.344							
23	1:36.930	23.849	42.678	30.403	243.1	2:42:53.274							
24	1:35.517	23.200	42.093	30.224	247.0	2:44:28.791							
25	1:35.632	23.044	42.468	30.120	243.1	2:46:04.423							
26	1:52.516	28.016	51.069	33.431	158.9	2:47:56.939							
27	1:35.741	23.391	42.000	30.350	240.9	2:49:32.680							
28	1:36.535	23.178	42.566	30.791	244.2	2:51:09.215							
29	1:57.537B	23.505	45.948	48.084	247.0	2:53:06.752							
30	:31:34.264	...	53.644	37.682	202.2	5:24:41.016							
31	1:36.924	23.360	42.993	30.571	236.6	5:26:17.940							
32	1:38.394	23.471	44.315	30.608	219.6	5:27:56.334							
33	1:36.279	23.107	42.833	30.339	246.4	5:29:32.613							
34	1:38.073	23.150	42.730	32.193	248.2	5:31:10.686							
35	1:36.859	22.994	43.137	30.728	242.5	5:32:47.545							
36	1:36.456	23.111	42.501	30.844	245.9	5:34:24.001							
37	1:35.833	23.419	42.238	30.176	238.2	5:35:59.834							
38	1:49.028B	23.071	44.655	41.302	239.3	5:37:48.862							
39	2:34.916	1:19.471	45.101	30.344	158.5	5:40:23.778							
40	1:35.510	23.062	42.022	30.426	248.2	5:41:59.288							
41	1:37.013	23.900	42.595	30.518	234.6	5:43:36.301							
42	1:48.696B	23.301	43.537	41.858	229.0	5:45:24.997							
43	5:02.050	3:45.070	45.309	31.671	201.0	5:50:27.047							
44	1:36.596	23.071	42.474	31.051	241.4	5:52:03.643							
45	1:35.968	23.060	42.821	30.087	228.5	5:53:39.611							
46	1:35.423	22.825	42.507	30.091	232.5	5:55:15.034							
47	1:35.790	23.110	42.520	30.160	242.5	5:56:50.824							
48	1:35.020	23.034	41.765	30.221	249.9	5:58:25.844							
49	1:36.304	22.932	42.662	30.710	232.0	6:00:02.148							
50	2:15.410B	30.621	57.202	47.587	132.9	6:02:17.558							
51	:36:31.937	...	45.330	31.855	214.8	7:38:49.495							
52	1:36.020	23.177	42.814	30.029	231.5	7:40:25.515							
53	1:37.564	23.212	41.469	32.883	249.3	7:42:03.079							
54	1:34.801	22.904	41.778	30.119	249.9	7:43:37.880							
55	1:48.523B	23.361	43.037	42.125	245.3	7:45:26.403							



PASSIONE FERRARI CLUB CHALLENGE



CLUB CHALLENGE SPIELBERG Overall

Sector Analysis

— Invalidated Lap

■ Personal Best

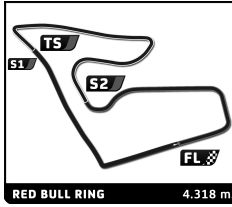
■ Session Best

B Crossing the pit lane

Lap	Time	Sector 1	Sector 2	Sector 3	T.Spd	Elapsed	Lap	Time	Sector 1	Sector 2	Sector 3	T.Spd	Elapsed
069	Jan POLLARIS						ITA						
	FMA	488 Challenge Evo											
1	1:15:48.062	...	57.058	39.034	134.2	1:15:48.062							
2	1:56.090	27.321	52.454	36.315	176.8	1:17:44.152							
3	1:47.998	25.582	46.513	35.903	203.3	1:19:32.150							
4	1:45.087	25.461	46.571	33.055	199.9	1:21:17.237							
5	1:42.888	24.809	45.206	32.873	220.5	1:23:00.125							
6	1:42.031	24.316	45.136	32.579	228.5	1:24:42.156							
7	1:41.091	24.846	43.609	32.636	230.5	1:26:23.247							
8	1:46.878	26.723	45.224	34.931	203.7	1:28:10.125							
9	1:54.535 B	25.086	44.597	44.852	199.5	1:30:04.660							
10	:42:32.465	...	59.790	38.203	114.8	4:12:37.125							
11	1:47.972	26.402	46.399	35.171	198.8	4:14:25.097							
12	1:53.473	25.847	54.014	33.612	151.9	4:16:18.570							
13	1:41.910	24.170	45.419	32.321	210.5	4:18:00.480							
14	1:45.847	23.883	48.131	33.833	226.6	4:19:46.327							
15	1:41.923	24.575	44.476	32.872	230.0	4:21:28.250							
16	1:40.762	24.117	44.302	32.343	242.0	4:23:09.012							
17	1:40.582	24.047	44.853	31.682	221.0	4:24:49.594							
18	2:06.508	24.141	1:02.206	40.161	234.6	4:26:56.102							
19	1:43.545	25.333	45.559	32.653	214.3	4:28:39.647							
20	1:41.396	24.254	44.626	32.516	236.6	4:30:21.043							
21	2:34.544 B	29.799	54.588	1:10.157	143.0	4:32:55.587							
22	8:11.559	6:48.733	48.710	34.116	205.7	4:41:07.146							
23	1:41.264	24.806	44.463	31.995	221.0	4:42:48.410							
24	1:42.648	25.039	45.219	32.390	229.5	4:44:31.058							
25	1:43.179	24.202	45.615	33.362	201.4	4:46:14.237							
26	1:39.952	23.935	43.810	32.207	229.0	4:47:54.189							
27	1:53.624 B	23.989	43.794	45.841	233.0	4:49:47.813							
28	:34:52.797	...	48.756	33.078	175.9	6:24:40.610							
29	1:41.900	24.193	44.471	33.236	233.5	6:26:22.510							



PASSIONE FERRARI CLUB CHALLENGE



CLUB CHALLENGE SPIELBERG Overall

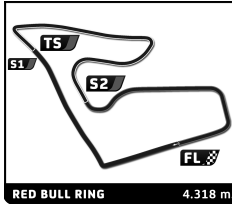
Sector Analysis

— Invalidated Lap ■ Personal Best ■ Session Best B Crossing the pit lane

Lap	Time	Sector 1	Sector 2	Sector 3	T.Spd	Elapsed	Lap	Time	Sector 1	Sector 2	Sector 3	T.Spd	Elapsed
69	Stijn ROMMENS						ITA						
	FMA	488 Challenge Evo											
1	:42:24.651	...	47.266	35.711	180.1	1:42:24.651							
2	1:51.244	25.764	48.388	37.092	186.3	1:44:15.895							
3	1:42.568	24.801	44.897	32.870	222.8	1:45:58.463							
4	1:43.037	24.333	45.002	33.702	229.0	1:47:41.500							
5	1:40.665	24.299	44.464	31.902	215.2	1:49:22.165							
6	1:41.943	24.370	43.895	33.678	208.1	1:51:04.108							
7	1:40.508	24.659	43.867	31.982	221.4	1:52:44.616							
8	1:42.689	24.493	46.467	31.729	207.7	1:54:27.305							
9	1:41.234	24.300	43.241	33.693	233.0	1:56:08.539							
10	1:40.472	24.160	43.781	32.531	232.0	1:57:49.011							
11	1:41.772	24.559	44.262	32.951	217.8	1:59:30.783							
12	1:56.422 B	24.633	45.462	46.327	218.7	2:01:27.205							
13	:52:24.493	...	44.487	32.523	209.3	4:53:51.698							
14	1:40.444	23.827	44.093	32.524	236.6	4:55:32.142							
15	1:40.172	24.414	43.823	31.935	220.1	4:57:12.314							
16	1:41.993	24.215	44.568	33.210	230.5	4:58:54.307							
17	1:39.925	24.322	43.630	31.973	219.6	5:00:34.232							
18	1:39.785	24.231	43.621	31.933	225.6	5:02:14.017							
19	1:39.676	24.319	43.488	31.869	214.3	5:03:53.693							
20	1:39.136	23.849	43.428	31.859	229.0	5:05:32.829							
21	1:52.889 B	24.222	44.183	44.484	224.2	5:07:25.718							



PASSIONE FERRARI CLUB CHALLENGE



CLUB CHALLENGE SPIELBERG Overall

Sector Analysis

— Invalidated Lap

■ Personal Best

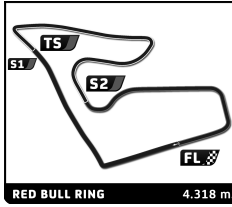
■ Session Best

B Crossing the pit lane

Lap	Time	Sector 1	Sector 2	Sector 3	T.Spd	Elapsed	Lap	Time	Sector 1	Sector 2	Sector 3	T.Spd	Elapsed
0071	Thijmen LIST						ITA						
	Monza NV						488 Challenge Evo						
1	23:52.924	...	48.788	32.624	170.0	4:23:52.924							
2	1:40.850	24.214	43.388	33.248	231.0	4:25:33.774							
3	1:40.719	25.076	44.245	31.398	234.6	4:27:14.493							
4	1:42.908	24.457	44.212	34.239	233.0	4:28:57.401							
5	1:39.670	24.421	43.868	31.381	235.6	4:30:37.071							
6	2:35.438B	30.207	1:04.059	1:01.172	139.3	4:33:12.509							
7	5:00.981	3:40.397	47.208	33.376	183.1	4:38:13.490							
8	1:40.131	24.382	44.193	31.556	235.6	4:39:53.621							
9	1:39.822	23.953	43.637	32.232	235.1	4:41:33.443							
10	1:39.596	24.183	43.598	31.815	234.0	4:43:13.039							
11	1:39.849	24.137	43.552	32.160	233.0	4:44:52.888							
12	2:07.431B	27.069	52.252	48.110	174.8	4:47:00.319							
13	26:25.628	...	1:04.285	42.389	113.9	6:13:25.947							
14	2:06.322	34.336	57.175	34.811	107.8	6:15:32.269							
15	1:45.464	25.347	48.081	32.036	198.4	6:17:17.733							
16	1:40.426	24.080	44.763	31.583	231.5	6:18:58.159							
17	2:04.023B	26.551	53.121	44.351	178.3	6:21:02.182							
18	3:42.872	2:26.110	44.962	31.800	194.8	6:24:45.054							
19	1:40.284	24.662	44.361	31.261	221.0	6:26:25.338							
20	1:38.681	24.020	43.844	30.817	226.6	6:28:04.019							
21	2:29.338B	26.327	1:03.527	59.484	148.8	6:30:33.357							
22	8:41.767	7:22.385	45.001	34.381	194.5	6:39:15.124							
23	1:37.984	24.016	43.191	30.777	234.6	6:40:53.108							
24	1:36.556	23.698	42.604	30.254	236.6	6:42:29.664							
25	1:35.925	23.541	42.163	30.221	238.7	6:44:05.589							
26	1:58.448B	26.826	49.056	42.566	180.1	6:46:04.037							
27	49:48.086	...	57.502	36.915	138.0	8:35:52.123							
28	1:42.815	25.659	45.956	31.200	207.3	8:37:34.938							
29	1:52.453	34.571	45.948	31.934	189.0	8:39:27.391							
30	1:37.574	24.241	42.654	30.679	235.1	8:41:04.965							
31	1:36.838	23.907	42.908	30.023	235.1	8:42:41.803							
32	1:36.383	23.952	42.446	29.985	236.1	8:44:18.186							
33	1:57.708B	23.707	47.377	46.624	236.1	8:46:15.894							
34	4:49.234	3:32.219	45.704	31.311	193.1	8:51:05.128							
35	1:36.737	23.965	42.821	29.951	235.1	8:52:41.865							
36	1:36.157	23.842	42.409	29.906	236.6	8:54:18.022							
37	2:17.968B	30.175	57.997	49.796	143.0	8:56:35.990							



PASSIONE FERRARI CLUB CHALLENGE



CLUB CHALLENGE SPIELBERG Overall

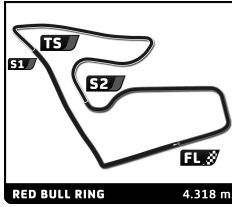
Sector Analysis

— Invalidated Lap ■ Personal Best ■ Session Best B Crossing the pit lane

Lap	Time	Sector 1	Sector 2	Sector 3	T.Spd	Elapsed	Lap	Time	Sector 1	Sector 2	Sector 3	T.Spd	Elapsed
071	Robin LIST ITA												
	Monza NV						488 Challenge Evo						
1	:36:40.113	...	48.500	33.704	191.3	1:36:40.113							
2	1:45.152	25.166	46.532	33.454	225.6	1:38:25.265							
3	1:46.595	24.936	46.992	34.667	221.9	1:40:11.860							
4	1:42.998	24.841	45.835	32.322	224.7	1:41:54.858							
5	1:41.051	24.687	44.647	31.717	226.6	1:43:35.909							
6	1:41.616	24.573	44.779	32.264	232.5	1:45:17.525							
7	1:58.398 B	25.042	44.671	48.685	228.5	1:47:15.923							
8	:05:56.146	...	49.544	32.776	165.3	4:53:12.069							
9	1:41.879	25.013	45.041	31.825	234.0	4:54:53.948							
10	1:44.320	24.321	45.896	34.103	224.2	4:56:38.268							
11	1:40.607	24.147	44.834	31.626	233.0	4:58:18.875							
12	1:41.757	23.997	45.193	32.567	232.5	5:00:00.632							
13	1:39.138	24.182	44.041	30.915	231.5	5:01:39.770							
14	1:38.044	23.940	43.457	30.647	235.6	5:03:17.814							
15	2:06.085 B	26.015	50.543	49.527	182.5	5:05:23.899							
16	:48:11.821	...	55.903	34.303	161.6	6:53:35.720							
17	1:43.524	26.471	45.819	31.234	224.2	6:55:19.244							
18	1:41.509	24.240	46.056	31.213	235.6	6:57:00.753							
19	1:37.160	23.784	42.936	30.440	232.5	6:58:37.913							
20	1:55.317 B	24.024	43.994	47.299	236.6	7:00:33.230							
21	:06:52.610	...	58.678	38.676	153.5	8:07:25.840							
22	1:41.513	26.175	44.502	30.836	231.0	8:09:07.353							
23	2:29.501 B	48.967	53.538	46.996	169.0	8:11:36.854							
24	12:42.484	...	50.781	32.008	164.5	8:24:19.338							
25	1:41.440	25.170	45.031	31.239	228.5	8:26:00.778							
26	1:43.043	24.450	44.916	33.677	232.5	8:27:43.821							
27	1:55.515 B	24.694	46.662	44.159	212.6	8:29:39.336							



PASSIONE FERRARI CLUB CHALLENGE



CLUB CHALLENGE SPIELBERG Overall

Sector Analysis

— Invalidated Lap

■ Personal Best

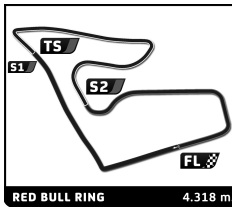
■ Session Best

B Crossing the pit lane

Lap	Time	Sector 1	Sector 2	Sector 3	T.Spd	Elapsed	Lap	Time	Sector 1	Sector 2	Sector 3	T.Spd	Elapsed	
073	Leonardo FACCIOLI													
	INECO Reparto Corse Ram						296 Challenge							
1	27:24.036	...	50.399	34.156	169.0	27:24.036								
2	1:40.839	25.650	44.226	30.963	203.3	29:04.875								
3	1:35.914	23.347	42.107	30.460	243.6	30:40.789								
4	1:36.464	22.938	41.603	31.923	247.6	32:17.253								
5	1:48.968B	23.151	43.254	42.563	243.6	34:06.221								
6	3:15.063	1:57.204	45.558	32.301	216.5	37:21.284								
7	1:42.512	23.485	43.381	35.646	238.2	39:03.796								
8	1:36.917	23.266	43.015	30.636	231.5	40:40.713								
9	1:36.779	22.992	42.794	30.993	243.6	42:17.492								
10	1:50.700B	23.323	43.716	43.661	240.4	44:08.192								
11	:20:57.781	...	57.360	42.640	156.4	2:05:05.973								
12	1:48.366	29.912	45.382	33.072	202.6	2:06:54.339								
13	1:41.340	23.630	45.530	32.180	201.0	2:08:35.679								
14	1:40.768	23.637	45.357	31.774	239.3	2:10:16.447								
15	1:39.658	25.626	42.929	31.103	219.6	2:11:56.105								
16	1:37.459	23.129	42.564	31.766	248.2	2:13:33.564								
17	1:40.890	24.863	44.639	31.388	230.5	2:15:14.454								
18	1:38.122	22.959	42.466	32.697	248.2	2:16:52.576								
19	1:37.858	24.114	42.386	31.358	244.2	2:18:30.434								
20	1:48.617B	23.085	43.531	42.001	249.3	2:20:19.051								
21	4:58.529	3:42.021	45.896	30.612	210.5	2:25:17.580								
22	1:36.481	24.290	42.074	30.117	237.2	2:26:54.061								
23	1:35.861	23.166	42.761	29.934	229.5	2:28:29.922								
24	1:33.260	22.481	41.214	29.565	252.3	2:30:03.182								
25	1:34.266	22.348	41.326	30.592	253.5	2:31:37.448								
26	1:43.317B	22.691	41.819	38.807	252.9	2:33:20.765								
27	:39:00.997	...	56.365	39.242	139.4	5:12:21.762								
28	1:53.108	28.289	50.152	34.667	191.0	5:14:14.870								
29	1:37.790	23.888	43.172	30.730	220.5	5:15:52.660								
30	1:33.406	22.690	41.363	29.353	249.9	5:17:26.066								
31	1:32.793	22.510	40.740	29.543	253.5	5:18:58.859								
32	1:37.553	22.634	42.176	32.743	254.1	5:20:36.412								
33	1:41.051	22.645	42.520	35.886	249.3	5:22:17.463								
34	1:34.041	22.511	41.781	29.749	252.9	5:23:51.504								
35	1:33.505	22.709	40.432	30.364	254.1	5:25:25.009								
36	1:34.957	23.106	42.441	29.410	230.0	5:26:59.966								
37	1:50.045B	23.178	45.177	41.690	197.0	5:28:50.011								
38	:43:20.836	...	54.719	34.535	163.5	7:12:10.847								
39	1:43.354	25.030	47.424	30.900	188.6	7:13:54.201								
40	1:34.890	22.666	41.964	30.260	239.8	7:15:29.091								
41	1:35.782	23.265	42.604	29.913	239.8	7:17:04.873								
42	1:32.971	22.876	40.759	29.336	250.5	7:18:37.844								
43	1:33.458	22.636	41.087	29.735	251.7	7:20:11.302								
44	1:35.535	23.442	42.776	29.317	223.8	7:21:46.837								
45	1:32.194	22.500	40.739	28.955	251.7	7:23:19.031								
46	1:31.759	22.334	40.491	28.934	252.9	7:24:50.790								
47	1:33.504	22.535	40.652	30.317	252.3	7:26:24.294								
48	1:33.036	22.487	40.914	29.635	252.3	7:27:57.330								
49	1:35.028	22.716	41.749	30.563	253.5	7:29:32.358								
50	1:32.901	22.430	41.365	29.106	250.5	7:31:05.259								
51	1:35.663	22.293	41.914	31.456	252.9	7:32:40.922								
52	1:32.180	22.356	40.568	29.256	252.9	7:34:13.102								
53	1:46.050B	22.814	44.690	38.546	219.2	7:35:59.152								
54	4:52.175B	3:25.491	43.149	43.535	197.0	7:40:51.327								



PASSIONE FERRARI CLUB CHALLENGE



CLUB CHALLENGE SPIELBERG Overall

Sector Analysis

— Invalidated Lap

■ Personal Best

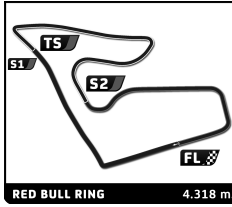
■ Session Best

B Crossing the pit lane

Lap	Time	Sector 1	Sector 2	Sector 3	T.Spd	Elapsed	Lap	Time	Sector 1	Sector 2	Sector 3	T.Spd	Elapsed
73	Denis FACCIOLI ITA												
	INECO Reparto Corse Ram						296 Challenge						
1	50:27.008	...	48.064	33.806	183.5	50:27.008							
2	1:48.621	23.961	51.629	33.031	228.5	52:15.629							
3	1:38.626	24.046	42.736	31.844	221.9	53:54.255							
4	1:36.761	23.658	41.854	31.249	237.2	55:31.016							
5	1:44.445B	23.325	42.210	38.910	225.6	57:15.461							
6	5:06.306	3:52.904	42.514	30.888	187.6	1:02:21.767							
7	1:38.286	23.623	44.333	30.330	249.9	1:04:00.053							
8	1:37.750	23.738	42.804	31.208	197.0	1:05:37.803							
9	1:41.714	23.870	45.455	32.389	217.4	1:07:19.517							
10	1:34.687	22.950	41.418	30.319	245.9	1:08:54.204							
11	1:34.565	22.914	41.990	29.661	224.7	1:10:28.769							
12	1:35.306	23.057	42.312	29.937	234.6	1:12:04.075							
13	1:36.658	22.918	42.227	31.513	245.9	1:13:40.733							
14	1:49.556B	25.192	45.914	38.450	189.6	1:15:30.289							
15	:24:40.027	...	47.579	32.295	185.7	2:40:10.316							
16	1:35.882	23.238	41.827	30.817	247.0	2:41:46.198							
17	1:36.018	23.457	41.565	30.996	247.0	2:43:22.216							
18	1:34.933	23.133	41.627	30.173	247.0	2:44:57.149							
19	1:59.417B	22.872	48.171	48.374	245.9	2:46:56.566							
20	:48:54.282	...	46.215	30.690	186.3	5:35:50.848							
21	1:35.953	23.417	42.112	30.424	242.0	5:37:26.801							
22	1:34.556	23.051	41.499	30.006	233.0	5:39:01.357							
23	1:35.045	23.802	41.841	29.402	222.8	5:40:36.402							
24	1:45.772B	23.476	41.576	40.720	234.0	5:42:22.174							
25	7:52.083	6:39.089	43.130	29.864	205.7	5:50:14.257							
26	1:34.607	23.393	41.878	29.336	239.3	5:51:48.864							
27	1:32.461	22.790	40.531	29.140	251.1	5:53:21.325							
28	1:33.168	22.804	40.480	29.884	245.3	5:54:54.493							
29	1:33.378	23.263	41.149	28.966	211.4	5:56:27.871							
30	1:35.253	22.938	43.194	29.121	247.6	5:58:03.124							
31	1:33.960	22.741	40.268	30.951	245.3	5:59:37.084							
32	1:36.664	23.624	42.359	30.681	238.7	6:01:13.748							
33	1:32.529	22.815	40.612	29.102	246.4	6:02:46.277							
34	1:31.522	22.393	40.140	28.989	247.6	6:04:17.799							
35	1:31.598	22.484	40.320	28.794	252.9	6:05:49.397							
36	1:51.124B	25.067	43.841	42.216	194.5	6:07:40.521							
37	:35:21.423	...	41.963	30.034	223.8	7:43:01.944							
38	2:43.733B	37.140	1:13.784	52.809	105.6	7:45:45.677							



PASSIONE FERRARI CLUB CHALLENGE



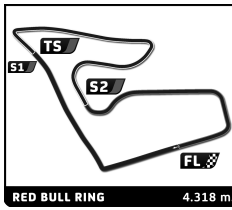
CLUB CHALLENGE SPIELBERG Overall

Sector Analysis

_ Invalidated Lap							■ Personal Best							■ Session Best							■ Crossing the pit lane																																																																																																																																																																																																																																														
Lap	Time	Sector 1	Sector 2	Sector 3	T.Spd	Elapsed	Lap	Time	Sector 1	Sector 2	Sector 3	T.Spd	Elapsed	Lap	Time	Sector 1	Sector 2	Sector 3	T.Spd	Elapsed	Lap	Time	Sector 1	Sector 2	Sector 3	T.Spd	Elapsed																																																																																																																																																																																																																																								
78	Dirk SOMERS						ITA	56	1:39.333	24.065	43.215	32.053	242.0	5:33:45.660	57	1:37.127	23.446	42.499	31.182	247.0	5:35:22.787	58	1:37.381	23.305	42.880	31.196	248.2	5:37:00.168	59	1:36.953	23.274	42.439	31.240	248.7	5:38:37.121	60	1:36.308	23.152	42.378	30.778	249.3	5:40:13.429	61	1:36.878	23.170	42.790	30.918	247.0	5:41:50.307	62	1:36.929	23.183	42.552	31.194	245.9	5:43:27.236	63	1:36.321	23.070	42.423	30.828	245.3	5:45:03.557	64	1:54.955 B	24.171	44.601	46.183	208.9	5:46:58.512	65	6:16.468	4:57.916	46.355	32.197	161.8	5:53:14.980	66	1:38.446	23.760	43.179	31.507	247.0	5:54:53.426	67	1:40.223	23.271	45.112	31.840	244.8	5:56:33.649	68	1:39.242	23.507	44.182	31.553	247.6	5:58:12.891	69	1:36.960	23.474	42.659	30.827	246.4	5:59:49.851	70	1:36.096	23.170	42.165	30.761	248.2	6:01:25.947	71	1:35.691	23.092	42.169	30.430	248.2	6:03:01.638	72	1:37.883	23.141	42.709	32.033	248.7	6:04:39.521	73	1:56.482 B	23.347	42.873	50.262	247.6	6:06:36.003	74	:06:16.346	...	52.673	38.908	155.7	7:12:52.349	75	1:50.623	26.802	48.865	34.956	182.2	7:14:42.972	76	1:47.483	25.830	46.699	34.954	158.2	7:16:30.455	77	1:40.855	24.068	44.718	32.069	207.3	7:18:11.310	78	1:42.195	24.252	45.197	32.746	213.1	7:19:53.505	79	1:38.522	23.586	43.383	31.553	242.0	7:21:32.027	80	1:37.678	23.309	43.331	31.038	247.0	7:23:09.705	81	1:36.879	23.185	42.476	31.218	248.2	7:24:46.584	82	1:37.552	23.242	43.016	31.294	243.6	7:26:24.136	83	1:38.880	24.317	43.197	31.366	226.6	7:28:03.016	84	2:06.001 B	23.142	46.538	56.321	245.3	7:30:09.017	85	5:13.154	3:40.222	54.706	38.226	155.9	7:35:22.171	86	1:43.184	24.994	45.395	32.795	207.3	7:37:05.355	87	1:41.497	23.582	45.454	32.461	226.1	7:38:46.852	88	1:41.558	25.021	44.270	32.267	215.2	7:40:28.410	89	1:47.463	23.726	43.295	40.442	227.1	7:42:15.873	90	1:51.419	24.074	50.345	37.000	205.7	7:44:07.292	91	2:02.658 B	24.630	48.382	49.646	191.0	7:46:09.950



PASSIONE FERRARI CLUB CHALLENGE



CLUB CHALLENGE SPIELBERG Overall

Sector Analysis

— Invalidated Lap

■ Personal Best

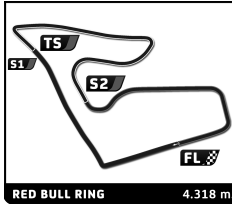
■ Session Best

■ Crossing the pit lane

Lap	Time	Sector 1	Sector 2	Sector 3	T.Sp	Elapsed	Lap	Time	Sector 1	Sector 2	Sector 3	T.Sp	Elapsed	
82	Eirik SKEID Formula Norge 296 Challenge						ITA	56	1:31.363	22.260	40.503	28.600	253.5	5:42:18.220
1	12:39.130	...	59.246	42.882	136.6	12:39.130	57	1:29.971	22.158	39.663	28.150	254.1	5:43:48.191	
2	1:53.848	26.752	52.110	34.986	172.8	14:32.978	58	1:32.029	22.232	39.658	30.139	252.9	5:45:20.220	
3	1:47.386	24.768	48.757	33.861	201.4	16:20.364	59	1:30.561	22.027	40.035	28.499	254.1	5:46:50.781	
4	1:42.836	24.072	46.316	32.448	209.3	18:03.200	60	1:30.491	22.120	39.973	28.398	255.3	5:48:21.272	
5	1:40.917	25.154	43.647	32.116	245.3	19:44.117	61	1:35.690	22.270	42.526	30.894	251.7	5:49:56.962	
6	1:55.714	B 24.186	44.599	46.929	199.5	21:39.831	62	2:09.165	B 31.856	51.650	45.659	171.1	5:52:06.127	
7	5:16.239	4:00.575	45.118	30.546	189.6	26:56.070	63	2:35:56.487	...	57.152	37.408	126.7	7:16:02.614	
8	1:36.010	23.424	42.556	30.030	244.2	28:32.080	64	1:54.378	32.048	48.991	33.339	160.4	7:17:56.992	
9	1:36.794	23.252	42.303	31.239	249.3	30:08.874	65	1:46.362	27.367	47.154	31.841	172.5	7:19:43.354	
10	1:34.884	23.063	42.270	29.551	245.9	31:43.758	66	1:36.510	23.968	42.441	30.101	247.0	7:21:19.864	
11	1:35.552	23.302	42.302	29.948	247.6	33:19.310	67	1:33.927	23.198	41.205	29.524	251.1	7:22:53.791	
12	1:36.955	23.002	42.327	31.626	249.9	34:56.265	68	1:33.598	22.493	41.416	29.689	251.1	7:24:27.389	
13	1:38.107	23.070	43.517	31.520	247.0	36:34.372	69	1:32.516	22.267	41.039	29.210	252.3	7:25:59.905	
14	1:34.679	22.970	41.959	29.750	247.0	38:09.051	70	1:32.426	22.205	41.020	29.201	251.7	7:27:32.331	
15	1:34.373	22.953	41.555	29.865	251.7	39:43.424	71	1:32.744	22.319	40.842	29.583	252.9	7:29:05.075	
16	1:33.176	22.579	41.333	29.264	251.7	41:16.600	72	1:32.332	22.198	40.403	29.731	252.9	7:30:37.407	
17	1:36.978	22.708	43.212	31.058	241.4	42:53.578	73	1:31.545	22.820	40.265	28.460	251.1	7:32:08.952	
18	1:32.834	22.662	40.879	29.293	251.7	44:26.412	74	1:31.599	22.343	40.510	28.746	252.9	7:33:40.551	
19	1:33.195	22.742	41.124	29.329	251.7	45:59.607	75	1:31.715	22.502	40.511	28.702	252.3	7:35:12.266	
20	1:32.980	22.522	41.125	29.333	251.7	47:32.587	76	1:30.864	22.319	40.111	28.434	252.9	7:36:43.130	
21	1:36.645	22.652	42.280	31.713	243.1	49:09.232	77	1:31.471	22.178	40.755	28.538	254.1	7:38:14.601	
22	1:36.979	22.883	43.859	30.237	205.7	50:46.211	78	1:31.298	22.232	40.529	28.537	254.1	7:39:45.899	
23	1:33.733	22.608	41.671	29.454	252.3	52:19.944	79	1:36.256	22.254	40.071	33.931	253.5	7:41:22.155	
24	1:34.174	22.554	41.393	30.227	252.9	53:54.118	80	2:00.419	B 25.948	44.828	49.643	188.0	7:43:22.574	
25	1:52.348	B 22.667	41.530	48.151	252.9	55:46.466	81	6:13.117	5:01.855	41.899	29.363	242.5	7:49:35.691	
26	2:10:00.622	...	44.409	30.939	203.3	2:16:47.088	82	1:31.922	22.394	40.783	28.745	251.7	7:51:07.613	
27	1:34.928	22.747	41.780	30.401	249.9	2:18:22.016	83	1:31.550	22.306	40.683	28.561	252.9	7:52:39.163	
28	1:38.151	23.997	41.583	32.571	238.2	2:20:00.167	84	1:31.102	22.190	40.260	28.652	252.9	7:54:10.265	
29	1:33.272	22.471	40.895	29.906	253.5	2:21:33.439	85	1:33.185	22.535	40.647	30.003	251.7	7:55:43.450	
30	1:33.270	22.628	41.426	29.216	252.3	2:23:06.709	86	1:31.379	22.256	40.445	28.678	253.5	7:57:14.829	
31	1:33.015	22.678	41.204	29.133	253.5	2:24:39.724	87	1:34.722	22.310	42.063	30.349	252.9	7:58:49.551	
32	1:32.407	22.507	40.708	29.192	252.3	2:26:12.131	88	1:31.861	22.560	40.684	28.617	251.7	8:00:21.412	
33	1:31.924	22.287	40.738	28.899	252.9	2:27:44.055	89	2:03.278	B 24.681	51.335	47.262	166.3	8:02:24.690	
34	1:35.163	22.809	41.025	31.329	253.5	2:29:19.218								
35	1:33.386	22.700	41.516	29.170	252.9	2:30:52.604								
36	1:32.759	22.535	41.251	28.973	253.5	2:32:25.363								
37	2:00.918	B 22.668	50.535	47.715	254.1	2:34:26.281								
38	5:32.794	4:18.782	43.104	30.908	214.3	2:39:59.075								
39	1:34.050	22.666	41.829	29.555	254.1	2:41:33.125								
40	1:32.368	22.573	40.829	28.966	253.5	2:43:05.493								
41	1:38.060	22.574	43.377	32.109	253.5	2:44:43.553								
42	2:10.459	B 27.627	54.482	48.350	145.5	2:46:54.012								
43	3:32:17.605	...	44.939	29.216	170.9	5:19:11.617								
44	1:31.798	22.296	40.667	28.835	254.1	5:20:43.415								
45	1:32.458	22.469	40.862	29.127	243.6	5:22:15.873								
46	1:32.975	22.279	40.566	30.130	255.3	5:23:48.848								
47	1:32.469	22.236	39.982	30.251	254.1	5:25:21.317								
48	1:34.883	22.228	42.741	29.914	255.3	5:26:56.200								
49	1:36.181	22.431	42.524	31.226	201.8	5:28:32.381								
50	1:33.939	22.480	40.585	30.874	252.9	5:30:06.320								
51	1:32.317	22.456	40.939	28.922	254.1	5:31:38.637								
52	1:30.982	22.285	40.354	28.343	254.1	5:33:09.619								
53	1:31.573	22.245	40.194	29.134	255.3	5:34:41.192								
54	1:49.185	B 22.227	45.291	41.667	254.7	5:36:30.377								
55	4:16.480	3:02.867	42.723	30.890	192.0	5:40:46.857								



PASSIONE FERRARI CLUB CHALLENGE



CLUB CHALLENGE SPIELBERG Overall

Sector Analysis

— Invalidated Lap

■ Personal Best

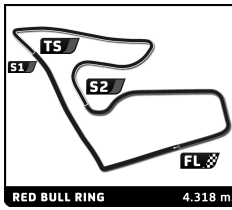
■ Session Best

B Crossing the pit lane

Lap	Time	Sector 1	Sector 2	Sector 3	T.Spd	Elapsed	Lap	Time	Sector 1	Sector 2	Sector 3	T.Spd	Elapsed	
84	Lionel KAUFMANN Kessel Auto						ITA 296 Challenge	56	1:39.436	24.370	44.225	30.841	237.7	7:01:16.145
1	:37:53.954	...	57.036	35.799	159.4	1:37:53.954	57	1:37.763	23.161	44.401	30.201	231.5	7:02:53.908	
2	1:50.366	25.911	48.953	35.502	198.1	1:39:44.320	58	1:35.527	23.145	42.539	29.843	243.6	7:04:29.435	
3	1:54.157	28.639	51.608	33.910	209.7	1:41:38.477	59	1:36.730	23.188	43.271	30.271	227.6	7:06:06.165	
4	1:44.978	25.458	46.899	32.621	187.3	1:43:23.455	60	2:21.479 B	24.489	1:00.714	56.276	173.1	7:08:27.644	
5	1:43.567	24.457	45.982	33.128	214.3	1:45:07.022								
6	1:45.102	24.269	47.826	33.007	220.5	1:46:52.124								
7	1:43.669	24.652	46.141	32.876	210.5	1:48:35.793								
8	1:42.233	24.304	45.531	32.398	226.6	1:50:18.026								
9	1:40.573	24.102	44.537	31.934	231.0	1:51:58.599								
10	1:41.230	24.182	44.682	32.366	225.6	1:53:39.829								
11	1:42.205	24.198	45.196	32.811	192.4	1:55:22.034								
12	1:42.639	25.972	44.897	31.770	217.4	1:57:04.673								
13	1:42.046	23.935	46.420	31.691	231.0	1:58:46.719								
14	1:40.721	24.197	45.238	31.286	213.9	2:00:27.440								
15	2:03.864 B	24.092	45.162	54.610	221.4	2:02:31.304								
16	:11:57.266	...	1:05.114	47.004	136.6	4:14:28.570								
17	2:06.645	36.588	53.770	36.287	158.2	4:16:35.215								
18	1:47.665	25.509	47.106	35.050	190.0	4:18:22.880								
19	1:48.566	26.563	48.887	33.116	165.8	4:20:11.446								
20	1:44.476	24.319	47.305	32.852	210.1	4:21:55.922								
21	1:47.136	26.152	47.985	32.999	130.6	4:23:43.058								
22	1:43.920	25.161	46.350	32.409	178.3	4:25:26.978								
23	1:41.706	24.155	45.525	32.026	222.8	4:27:08.684								
24	1:41.610	24.098	45.610	31.902	217.4	4:28:50.294								
25	1:40.022	23.865	44.466	31.691	235.1	4:30:30.316								
26	2:39.812 B	33.473	1:06.498	59.841	112.8	4:33:10.128								
27	7:40.423	6:18.128	46.361	35.934	206.1	4:40:50.551								
28	2:01.935	35.689	51.804	34.442	184.7	4:42:52.486								
29	1:42.314	25.202	44.654	32.458	233.5	4:44:34.800								
30	1:41.698	23.619	44.031	34.048	244.2	4:46:16.498								
31	1:38.818	23.608	44.037	31.173	236.1	4:47:55.316								
32	1:41.358	25.518	43.450	32.390	224.7	4:49:36.674								
33	1:37.405	23.634	43.336	30.435	235.6	4:51:14.079								
34	1:36.645	23.357	42.944	30.344	240.4	4:52:50.724								
35	1:38.376	23.312	44.403	30.661	197.3	4:54:29.100								
36	1:39.625	23.336	45.759	30.530	235.6	4:56:08.725								
37	2:03.362 B	23.467	49.317	50.578	215.2	4:58:12.087								
38	:15:00.342	...	1:09.234	46.829	101.4	6:13:12.429								
39	1:55.584	31.521	50.503	33.560	161.6	6:15:08.013								
40	1:40.336	24.211	44.169	31.956	236.6	6:16:48.349								
41	1:38.722	24.108	43.747	30.867	235.6	6:18:27.071								
42	1:41.378	23.611	43.555	34.212	243.6	6:20:08.449								
43	1:52.954 B	23.998	43.399	45.557	230.0	6:22:01.403								
44	5:23.649	4:07.587	45.011	31.051	160.1	6:27:25.052								
45	2:06.932 B	23.523	49.034	54.375	242.5	6:29:31.984								
46	10:59.777	9:35.333	51.298	33.146	170.3	6:40:31.761								
47	1:38.081	23.546	43.598	30.937	239.8	6:42:09.842								
48	1:41.210	23.425	47.134	30.651	242.0	6:43:51.052								
49	1:37.466	23.490	43.035	30.941	233.0	6:45:28.518								
50	1:35.327	23.065	42.320	29.942	246.4	6:47:03.845								
51	1:38.139	23.299	42.345	32.495	231.5	6:48:41.984								
52	1:40.696	24.264	42.564	33.868	231.5	6:50:22.680								
53	1:35.524	22.936	42.279	30.309	245.9	6:51:58.204								
54	1:57.356 B	22.956	42.708	51.692	248.2	6:53:55.560								
55	5:41.149	4:07.699	57.061	36.389	154.8	6:59:36.709								



PASSIONE FERRARI CLUB CHALLENGE



CLUB CHALLENGE SPIELBERG Overall

Sector Analysis

— Invalidated Lap

■ Personal Best

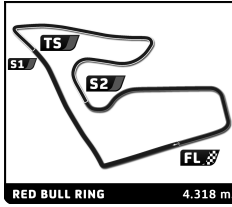
■ Session Best

B Crossing the pit lane

Lap	Time	Sector 1	Sector 2	Sector 3	T.Spd	Elapsed	Lap	Time	Sector 1	Sector 2	Sector 3	T.Spd	Elapsed
0095	Sanne VAN DER DUSSEN						ITA						
	Munsterhuis	488 Challenge Evo											
1	:37:31.751	...	53.195	36.826	171.7	2:37:31.751							
2	1:44.407	25.375	46.627	32.405	214.3	2:39:16.158							
3	1:43.978	24.982	45.487	33.509	222.8	2:41:00.136							
4	1:40.414	24.365	43.638	32.411	233.0	2:42:40.550							
5	1:40.773	24.247	44.405	32.121	224.2	2:44:21.323							
6	1:39.992	24.605	43.549	31.838	238.2	2:46:01.315							
7	1:41.478	24.184	43.909	33.385	233.0	2:47:42.793							
8	1:38.590	23.887	43.511	31.192	238.2	2:49:21.383							
9	1:39.728	24.370	43.563	31.795	237.2	2:51:01.111							
10	1:59.845 B	24.541	50.313	44.991	220.5	2:53:00.956							
11	:31:04.191	...	57.061	38.370	170.3	4:24:05.147							
12	1:48.553	26.240	48.440	33.873	208.9	4:25:53.700							
13	1:42.752	24.584	45.561	32.607	239.8	4:27:36.452							
14	1:40.313	24.386	44.292	31.635	236.6	4:29:16.765							
15	2:10.338 B	24.443	44.964	1:00.931	222.4	4:31:27.103							
16	:41:56.426	...	53.495	37.889	160.4	7:13:23.529							
17	1:52.799	28.892	50.242	33.665	185.4	7:15:16.328							
18	1:54.930	30.317	49.427	35.186	206.5	7:17:11.258							
19	1:42.546	25.877	45.318	31.351	189.3	7:18:53.804							
20	1:41.814	24.384	45.001	32.429	236.6	7:20:35.618							
21	1:36.907	24.028	42.762	30.117	237.7	7:22:12.525							
22	2:16.419 B	23.349	42.982	1:10.088	239.3	7:24:28.944							



PASSIONE FERRARI CLUB CHALLENGE



CLUB CHALLENGE SPIELBERG Overall

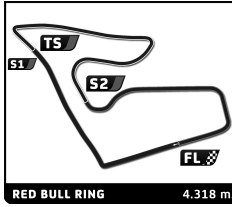
Sector Analysis

— Invalidated Lap ■ Personal Best ■ Session Best B Crossing the pit lane

Lap	Time	Sector 1	Sector 2	Sector 3	T.Spd	Elapsed	Lap	Time	Sector 1	Sector 2	Sector 3	T.Spd	Elapsed	
095	Noen VAN DER DUSSEN						ITA							
	Munsterhuis						488 Challenge Evo							
1	:09:33.732	...	1:00.129	34.338	111.6	2:09:33.732								
2	1:41.882	25.375	45.026	31.481	219.6	2:11:15.614								
3	1:40.180	24.854	43.668	31.658	198.1	2:12:55.794								
4	1:37.923	23.875	43.239	30.809	223.3	2:14:33.717								
5	1:37.339	23.647	43.125	30.567	201.8	2:16:11.056								
6	1:37.592	23.737	43.156	30.699	212.6	2:17:48.648								
7	1:38.062	23.447	41.840	32.775	235.6	2:19:26.710								
8	1:36.071	23.607	42.235	30.229	227.6	2:21:02.781								
9	1:37.914	23.434	43.602	30.878	236.1	2:22:40.695								
10	1:49.161 B	23.680	42.326	43.155	236.6	2:24:29.856								
11	:20:57.317	...	48.976	42.319	161.1	5:45:27.173								
12	1:34.507	23.223	41.499	29.785	240.9	5:47:01.680								
13	1:33.479	22.895	40.969	29.615	242.0	5:48:35.159								
14	1:41.517	22.851	42.993	35.673	239.8	5:50:16.676								
15	1:44.198	23.267	48.214	32.717	236.6	5:52:00.874								
16	1:45.478	23.381	49.418	32.679	184.7	5:53:46.352								
17	1:44.353	23.108	42.277	38.968	242.5	5:55:30.705								
18	1:59.517 B	23.014	44.165	52.338	243.1	5:57:30.222								
19	:46:46.509	...	48.442	33.243	154.1	7:44:16.731								
20	1:40.530	23.922	44.872	31.736	234.0	7:45:57.261								
21	1:39.665	25.326	43.405	30.934	224.2	7:47:36.926								
22	1:36.188	23.769	41.998	30.421	238.7	7:49:13.114								
23	1:36.202	23.471	42.221	30.510	236.1	7:50:49.316								
24	1:35.756	23.576	42.026	30.154	235.6	7:52:25.072								
25	1:35.220	23.335	41.681	30.204	234.6	7:54:00.292								
26	1:45.419	23.399	44.225	37.795	232.5	7:55:45.711								
27	1:34.890	23.368	41.538	29.984	238.7	7:57:20.601								
28	1:37.940	23.283	41.583	33.074	238.2	7:58:58.541								
29	1:59.013 B	23.335	47.213	48.465	237.2	8:00:57.554								



PASSIONE FERRARI CLUB CHALLENGE



CLUB CHALLENGE SPIELBERG Overall

Sector Analysis

— Invalidated Lap

■ Personal Best

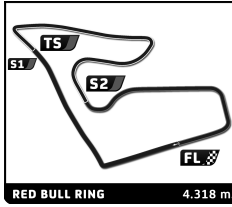
■ Session Best

B Crossing the pit lane

Lap	Time	Sector 1	Sector 2	Sector 3	T.Spd	Elapsed	Lap	Time	Sector 1	Sector 2	Sector 3	T.Spd	Elapsed	
95	Andre VAN DER DUSSEN ITA													
	Munsterhuis						488 Challenge Evo							
1	45:25.545	...	49.269	33.538	161.1	45:25.545								
2	1:43.247	25.713	46.177	31.357	204.1	47:08.792								
3	1:41.368	24.578	45.505	31.285	205.7	48:50.160								
4	1:40.970	25.144	45.458	30.368	202.2	50:31.130								
5	1:39.797	24.104	45.561	30.132	198.1	52:10.927								
6	1:38.600	24.356	44.023	30.221	188.3	53:49.527								
7	1:39.933	23.991	42.987	32.955	202.6	55:29.460								
8	1:39.554	24.047	44.912	30.595	197.3	57:09.014								
9	1:37.465	24.181	43.030	30.254	213.9	58:46.479								
10	1:38.304	23.886	43.544	30.874	214.8	1:00:24.783								
11	1:36.580	23.788	42.542	30.250	221.9	1:02:01.363								
12	1:36.512	23.646	42.841	30.025	216.5	1:03:37.875								
13	1:36.495	23.871	42.416	30.208	229.5	1:05:14.370								
14	1:42.102	24.576	46.179	31.347	204.9	1:06:56.472								
15	1:38.837	24.219	42.263	32.355	226.1	1:08:35.309								
16	1:37.343	24.282	42.618	30.443	226.6	1:10:12.652								
17	2:15.673B	28.653	57.730	49.290	143.0	1:12:28.325								
18	:02:56.418	...	51.456	35.364	147.1	5:15:24.743								
19	1:41.392	25.770	44.573	31.049	204.5	5:17:06.135								
20	1:37.941	24.304	42.568	31.069	227.1	5:18:44.076								
21	2:07.965B	25.337	54.489	48.139	170.6	5:20:52.041								
22	5:59.241	4:26.895	57.978	34.368	163.5	5:26:51.282								
23	1:45.302	25.538	48.118	31.646	161.3	5:28:36.584								
24	1:49.248	24.899	53.461	30.888	194.8	5:30:25.832								
25	2:00.430	28.295	55.636	36.499	160.8	5:32:26.262								
26	1:33.610	23.283	41.095	29.232	240.4	5:33:59.872								
27	1:36.663	23.323	41.476	31.864	240.4	5:35:36.535								
28	1:35.221	23.161	41.851	30.209	242.0	5:37:11.756								
29	2:09.982B	28.380	54.803	46.799	169.2	5:39:21.738								
30	:49:12.014	...	45.851	31.792	187.0	7:28:33.752								
31	1:37.413	24.049	43.033	30.331	230.0	7:30:11.165								
32	1:36.070	23.512	42.100	30.458	237.7	7:31:47.235								
33	1:35.391	23.337	41.768	30.286	238.7	7:33:22.626								
34	1:36.733	23.989	42.383	30.361	214.3	7:34:59.359								
35	1:36.106	23.529	42.476	30.101	235.1	7:36:35.465								
36	1:37.693	24.567	42.803	30.323	215.6	7:38:13.158								
37	1:50.250B	24.810	42.497	42.943	203.0	7:40:03.408								



PASSIONE FERRARI CLUB CHALLENGE



CLUB CHALLENGE SPIELBERG Overall

Sector Analysis

— Invalidated Lap

■ Personal Best

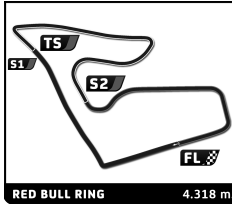
■ Session Best

B Crossing the pit lane

Lap	Time	Sector 1	Sector 2	Sector 3	T.Spd	Elapsed	Lap	Time	Sector 1	Sector 2	Sector 3	T.Spd	Elapsed
193	Josef DARVAS ITA						56	1:35.866	23.020	42.326	30.520	237.2	8:25:51.282
	Scuderia Praha 296 Challenge						57	2:03.795 B	24.250	51.452	48.093	164.8	8:27:55.077
1	:28:33.846	...	55.011	41.604	169.2	1:28:33.846	58	5:24.034	4:06.310	45.637	32.087	178.0	8:33:19.111
2	1:52.419	26.101	50.709	35.609	189.6	1:30:26.265	59	1:36.094	23.226	42.348	30.520	244.8	8:34:55.205
3	1:49.010	24.900	48.901	35.209	201.0	1:32:15.275	60	1:37.558	22.915	44.254	30.389	234.6	8:36:32.763
4	1:48.719	24.650	46.210	37.859	206.5	1:34:03.994	61	1:36.034	22.956	41.339	31.739	245.3	8:38:08.797
5	1:44.096	24.206	45.715	34.175	216.1	1:35:48.090	62	1:35.936	23.193	42.149	30.594	248.2	8:39:44.733
6	1:45.968	26.498	45.814	33.656	217.4	1:37:34.058	63	■ 1:33.771	22.745	■ 41.033	■ 29.993	247.6	8:41:18.504
7	1:44.316	24.731	45.966	33.619	213.9	1:39:18.374	64	1:36.560	22.758	42.438	31.364	248.2	8:42:55.064
8	1:56.147 B	24.335	45.656	46.156	220.5	1:41:14.521	65	1:41.144	22.870	43.982	34.292	248.7	8:44:36.208
9	7:27.034	6:05.168	47.170	34.696	194.8	1:48:41.555	66	2:04.790 B	■ 22.703	52.461	49.626	240.9	8:46:40.998
10	1:44.594	24.337	47.010	33.247	169.8	1:50:26.149							
11	1:41.517	23.764	44.780	32.973	218.3	1:52:07.666							
12	1:56.588 B	23.952	44.609	48.027	219.6	1:54:04.254							
13	:31:59.095	...	48.388	35.159	187.6	4:26:03.349							
14	1:44.192	24.380	46.127	33.685	226.6	4:27:47.541							
15	1:44.233	23.946	46.445	33.842	225.6	4:29:31.774							
16	2:21.768 B	25.756	52.062	1:03.950	182.8	4:31:53.542							
17	7:32.240	6:07.019	50.189	35.032	172.5	4:39:25.782							
18	1:49.184	25.396	48.523	35.265	206.5	4:41:14.966							
19	1:41.756	23.948	44.962	32.846	229.5	4:42:56.722							
20	1:46.244	25.961	46.449	33.834	173.6	4:44:42.966							
21	1:42.222	23.969	45.216	33.037	220.1	4:46:25.188							
22	1:43.829	23.727	47.101	33.001	223.8	4:48:09.017							
23	1:39.758	23.910	43.778	32.070	219.6	4:49:48.775							
24	1:48.883	23.648	43.883	41.352	224.7	4:51:37.658							
25	1:56.940	30.387	52.613	33.940	143.6	4:53:34.598							
26	1:39.236	23.612	43.525	32.099	232.5	4:55:13.834							
27	2:11.062 B	29.880	54.249	46.933	142.6	4:57:24.896							
28	:17:22.438	...	1:03.498	43.267	136.8	6:14:47.334							
29	1:53.007	29.840	48.457	34.710	187.3	6:16:40.341							
30	1:42.573	23.987	44.805	33.781	228.1	6:18:22.914							
31	1:39.465	23.414	43.987	32.064	233.5	6:20:02.379							
32	1:39.553	23.434	43.997	32.122	211.0	6:21:41.932							
33	1:43.465	23.780	47.282	32.403	183.5	6:23:25.397							
34	1:39.751	23.194	44.078	32.479	232.0	6:25:05.148							
35	1:37.181	22.921	42.780	31.480	243.6	6:26:42.329							
36	2:01.418 B	23.266	54.600	43.552	237.2	6:28:43.747							
37	13:39.967	...	52.356	38.941	202.2	6:42:23.714							
38	1:40.308	23.941	44.059	32.308	224.2	6:44:04.022							
39	1:39.024	23.442	43.760	31.822	221.9	6:45:43.046							
40	1:39.241	23.227	43.652	32.362	232.0	6:47:22.287							
41	1:37.481	23.293	42.714	31.474	237.7	6:48:59.768							
42	1:39.809	23.584	43.143	33.082	216.5	6:50:39.577							
43	1:43.365	24.122	48.011	31.232	210.5	6:52:22.942							
44	1:38.078	23.814	43.143	31.121	206.5	6:54:01.020							
45	1:38.360	23.401	44.333	30.626	240.9	6:55:39.380							
46	1:51.074	23.315	47.901	39.858	226.6	6:57:30.454							
47	2:09.436 B	31.891	51.421	46.124	153.7	6:59:39.890							
48	:12:56.680	...	1:00.295	40.610	111.2	8:12:36.570							
49	1:52.919	26.672	52.791	33.456	187.6	8:14:29.489							
50	1:39.987	23.599	44.528	31.860	223.3	8:16:09.476							
51	1:37.929	23.718	43.222	30.989	223.8	8:17:47.405							
52	1:37.957	23.463	43.389	31.105	239.3	8:19:25.362							
53	1:36.095	23.180	42.634	30.281	239.3	8:21:01.457							
54	1:35.341	23.152	41.970	30.219	243.6	8:22:36.798							
55	1:38.618	22.937	44.904	30.777	213.1	8:24:15.416							



PASSIONE FERRARI CLUB CHALLENGE



CLUB CHALLENGE SPIELBERG Overall

Sector Analysis

— Invalidated Lap

■ Personal Best

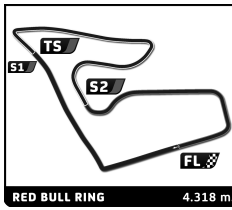
■ Session Best

B Crossing the pit lane

Lap	Time	Sector 1	Sector 2	Sector 3	T.Spd	Elapsed	Lap	Time	Sector 1	Sector 2	Sector 3	T.Spd	Elapsed	
333	Jonas BOSTRÖM						ITA							
	Autoropa						296 Challenge							
1	26:41.174	...	48.397	34.784	168.2	26:41.174								
2	1:44.011	24.590	45.684	33.737	211.4	28:25.185								
3	1:43.466	24.583	46.435	32.448	204.1	30:08.651								
4	1:42.010	24.846	44.195	32.969	243.1	31:50.661								
5	1:41.501	23.841	44.925	32.735	224.7	33:32.162								
6	1:41.377	24.014	44.837	32.526	236.6	35:13.539								
7	1:40.550	23.767	44.096	32.687	233.5	36:54.089								
8	1:42.342	25.640	44.722	31.980	181.0	38:36.431								
9	1:40.130	24.521	43.964	31.645	236.1	40:16.561								
10	2:07.991 B	24.636	47.815	55.540	197.3	42:24.552								
11	:31:32.877	...	50.396	36.317	157.8	2:13:57.429								
12	1:48.185	26.149	48.530	33.506	179.2	2:15:45.614								
13	1:47.639	24.356	48.993	34.290	203.7	2:17:33.253								
14	1:40.345	23.978	44.294	32.073	232.0	2:19:13.598								
15	1:39.468	23.610	44.117	31.741	220.1	2:20:53.066								
16	1:37.783	23.677	42.712	31.394	244.8	2:22:30.849								
17	1:38.243	23.730	43.065	31.448	244.2	2:24:09.092								
18	1:39.998	24.169	42.992	32.837	228.5	2:25:49.090								
19	1:42.120	23.208	45.871	33.041	222.8	2:27:31.210								
20	1:36.692	23.316	42.840	30.536	238.2	2:29:07.902								
21	1:36.475	23.293	42.761	30.421	246.4	2:30:44.377								
22	1:36.702	23.601	42.467	30.634	239.3	2:32:21.079								
23	2:19.556 B	23.395	55.709	1:00.452	242.0	2:34:40.635								
24	:03:41.550	...	55.460	37.116	159.6	5:38:22.185								
25	1:48.254	26.822	48.416	33.016	177.7	5:40:10.439								
26	1:37.992	23.613	43.276	31.103	225.2	5:41:48.431								
27	1:37.136	23.401	42.569	31.166	245.3	5:43:25.567								
28	1:35.894	23.218	42.147	30.529	242.0	5:45:01.461								
29	1:37.666	23.583	43.648	30.435	239.8	5:46:39.127								
30	1:35.669	23.236	42.026	30.407	243.6	5:48:14.796								
31	2:14.681	23.377	1:13.329	37.975	245.3	5:50:29.477								
32	1:40.203	24.712	44.141	31.350	213.5	5:52:09.680								
33	1:39.593	23.383	44.458	31.752	228.1	5:53:49.273								
34	1:37.111	23.330	43.041	30.740	238.2	5:55:26.384								
35	2:01.213 B	24.575	45.328	51.310	207.7	5:57:27.597								



PASSIONE FERRARI CLUB CHALLENGE



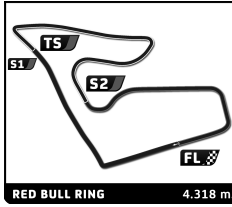
CLUB CHALLENGE SPIELBERG Overall

Sector Analysis

_ Invalidated Lap							■ Personal Best							■ Session Best							B Crossing the pit lane							
Lap	Time	Sector 1	Sector 2	Sector 3	T.Spd	Elapsed	Lap	Time	Sector 1	Sector 2	Sector 3	T.Spd	Elapsed	Lap	Time	Sector 1	Sector 2	Sector 3	T.Spd	Elapsed	Lap	Time	Sector 1	Sector 2	Sector 3	T.Spd	Elapsed	
0580	Aslak LIE						ITA	56	1:39.049	23.852	44.166	31.031	218.3	7:19:15.194														
	Autoropa						296 Challenge	57	1:37.597	24.469	42.783	30.345	231.5	7:20:52.791														
1	35:52.806	...	47.052	34.001	195.2	35:52.806	58	1:37.265	24.840	42.165	30.260	216.9	7:22:30.056															
2	1:41.490	24.767	44.660	32.063	220.5	37:34.296	59	1:38.891	23.608	42.254	33.029	225.2	7:24:08.947															
3	1:40.299	24.201	44.304	31.794	215.2	39:14.595	60	1:34.826	23.224	42.195	29.407	240.9	7:25:43.773															
4	1:39.103	23.888	43.848	31.367	232.5	40:53.698	61	1:33.416	22.790	40.703	29.923	248.2	7:27:17.189															
5	1:39.951	23.955	43.402	32.594	230.5	42:33.649	62	2:11.638B	27.198	54.455	49.985	162.3	7:29:28.827															
6	1:38.921	24.139	43.522	31.260	211.0	44:12.570																						
7	1:38.591	24.118	43.199	31.274	217.4	45:51.161																						
8	1:38.846	23.764	43.496	31.586	222.8	47:30.007																						
9	1:41.149	23.769	45.848	31.532	199.2	49:11.156																						
10	2:00.214	29.581	53.268	37.365	144.1	51:11.370																						
11	2:19.692B	31.598	57.282	50.812	106.0	53:31.062																						
12	5:02.604	3:42.700	48.458	31.446	208.9	58:33.666																						
13	1:38.506	23.582	43.365	31.559	217.8	1:00:12.172																						
14	1:38.367	23.763	43.769	30.835	201.4	1:01:50.539																						
15	1:37.467	23.481	43.246	30.740	211.4	1:03:28.006																						
16	1:40.767	23.672	44.510	32.585	202.6	1:05:08.773																						
17	1:37.854	23.669	43.327	30.858	214.3	1:06:46.627																						
18	1:40.135	23.555	45.364	31.216	213.5	1:08:26.762																						
19	1:39.672	23.630	44.515	31.527	214.3	1:10:06.434																						
20	2:19.611B	29.743	1:01.624	48.244	148.5	1:12:26.045																						
21	:01:06.818	...	1:07.495	44.245	77.2	2:13:32.863																						
22	1:49.346	27.978	46.877	34.491	193.8	2:15:22.209																						
23	1:43.696	24.060	44.647	34.989	212.6	2:17:05.905																						
24	1:39.554	24.347	44.076	31.131	206.1	2:18:45.459																						
25	1:37.152	23.836	42.149	31.167	218.3	2:20:22.611																						
26	1:37.161	23.291	42.527	31.343	241.4	2:21:59.772																						
27	1:38.285	23.793	43.130	31.362	230.5	2:23:38.057																						
28	1:37.490	23.607	43.024	30.859	216.5	2:25:15.547																						
29	1:37.126	23.687	42.815	30.624	233.5	2:26:52.673																						
30	1:38.737	23.453	44.924	30.360	214.8	2:28:31.410																						
31	1:35.382	23.456	41.765	30.161	221.9	2:30:06.792																						
32	1:35.364	23.660	41.704	30.000	231.0	2:31:42.156																						
33	1:34.963	23.065	41.931	29.967	225.6	2:33:17.119																						
34	2:20.365B	28.693	56.835	54.837	149.6	2:35:37.484																						
35	:36:52.189	...	1:00.578	38.533	159.4	5:12:29.673																						
36	1:50.683	28.933	48.208	33.542	181.6	5:14:20.356																						
37	1:42.594	24.584	46.672	31.338	186.3	5:16:02.950																						
38	1:38.358	24.657	43.039	30.662	203.7	5:17:41.308																						
39	1:38.195	23.751	43.380	31.064	200.7	5:19:19.503																						
40	1:38.612	24.313	42.826	31.473	205.7	5:20:58.115																						
41	1:37.846	24.218	42.962	30.666	209.7	5:22:35.961																						
42	1:38.274	23.427	44.157	30.690	217.4	5:24:14.235																						
43	1:42.048	23.691	43.651	34.706	204.1	5:25:56.283																						
44	1:37.134	24.171	42.294	30.669	205.3	5:27:33.417																						
45	1:39.293	23.487	44.528	31.278	216.1	5:29:12.710																						
46	1:39.996	23.697	43.003	33.296	201.0	5:30:52.706																						
47	1:37.806	23.550	42.799	31.457	229.0	5:32:30.512																						
48	1:36.245	23.599	41.798	30.848	220.1	5:34:06.757																						
49	1:36.332	23.373	42.356	30.603	224.7	5:35:43.089																						
50	1:37.227	23.606	42.584	31.037	217.8	5:37:20.316																						
51	1:36.883	23.395	42.752	30.736	229.5	5:38:57.199																						
52	2:08.000B	27.876	52.354	47.770	164.0	5:41:05.199																						
53	:32:58.976	...	55.527	36.998	162.3	7:14:04.175																						
54	1:46.393	25.347	48.286	32.760	172.8	7:15:50.568																						
55	1:45.577	27.608	46.511	31.458	137.1	7:17:36.145																						



PASSIONE FERRARI CLUB CHALLENGE



CLUB CHALLENGE SPIELBERG Overall

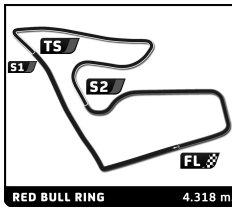
Sector Analysis

— Invalidated Lap ■ Personal Best ■ Session Best B Crossing the pit lane

Lap	Time	Sector 1	Sector 2	Sector 3	T.Spd	Elapsed	Lap	Time	Sector 1	Sector 2	Sector 3	T.Spd	Elapsed
580	Niklas ABRAHAMSEN						ITA						
	Autoropa						296 Challenge						
1	12:25.700	...	54.193	34.559	168.2	12:25.700							
2	1:38.078	24.189	43.683	30.206	229.0	14:03.778							
3	1:34.979	23.399	42.072	29.508	241.4	15:38.757							
4	1:33.740	22.962	41.425	29.353	244.2	17:12.497							
5	1:33.629	22.805	41.437	29.387	242.5	18:46.126							
6	1:33.065	22.789	41.196	29.080	248.2	20:19.191							
7	1:33.074	22.654	41.124	29.296	249.9	21:52.265							
8	1:32.499	22.660	40.908	28.931	248.2	23:24.764							
9	1:32.288	22.740	40.728	28.820	248.2	24:57.052							
10	1:52.144 B	22.983	48.131	41.030	210.5	26:49.196							
11	1:15:33.794	...	54.913	35.288	136.6	2:42:22.990							
12	1:34.222	24.669	41.260	28.293	248.2	2:43:57.212							
13	1:29.280	21.975	39.551	27.754	254.7	2:45:26.492							
14	1:28.767	21.810	39.301	27.656	255.3	2:46:55.259							
15	1:30.132	21.847	39.440	28.845	254.7	2:48:25.391							
16	1:58.860 B	23.307	53.055	42.498	195.5	2:50:24.251							
17	:59:13.096	...	47.730	30.494	218.7	5:49:37.347							
18	1:32.766	22.514	41.592	28.660	242.5	5:51:10.113							
19	1:29.523	22.161	39.661	27.701	255.3	5:52:39.636							
20	1:28.697	21.886	39.103	27.708	256.5	5:54:08.333							
21	1:28.952	21.949	39.392	27.611	255.9	5:55:37.285							
22	1:31.165	22.074	39.291	29.800	256.5	5:57:08.450							
23	1:52.058 B	25.081	47.511	39.466	181.0	5:59:00.508							
24	:39:00.478	...	42.926	29.245	213.5	7:38:00.986							
25	1:32.189	22.553	41.215	28.421	250.5	7:39:33.175							
26	1:30.286	22.274	40.012	28.000	252.9	7:41:03.461							
27	1:29.588	22.190	39.650	27.748	253.5	7:42:33.049							
28	1:29.661	22.130	39.585	27.946	252.3	7:44:02.710							
29	1:29.675	22.021	39.627	28.027	252.9	7:45:32.385							
30	1:31.725	24.420	39.506	27.799	252.9	7:47:04.110							
31	1:29.438	22.143	39.472	27.823	253.5	7:48:33.548							
32	1:30.012	22.119	39.791	28.102	254.7	7:50:03.560							
33	1:29.966	22.183	39.806	27.977	254.7	7:51:33.526							
34	1:30.872	22.175	39.929	28.768	254.7	7:53:04.398							
35	1:29.871	22.064	39.695	28.112	254.1	7:54:34.269							
36	1:30.398	22.125	40.219	28.054	252.3	7:56:04.667							
37	1:31.163	22.137	39.714	29.312	252.3	7:57:35.830							
38	2:00.703 B	27.255	52.428	41.020	153.7	7:59:36.533							



PASSIONE FERRARI CLUB CHALLENGE



CLUB CHALLENGE SPIELBERG Overall

Sector Analysis

— Invalidated Lap

■ Personal Best

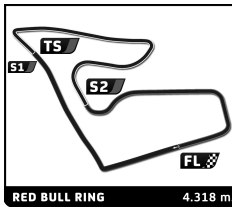
■ Session Best

■ Crossing the pit lane

Lap	Time	Sector 1	Sector 2	Sector 3	T.Spd	Elapsed	Lap	Time	Sector 1	Sector 2	Sector 3	T.Spd	Elapsed	
0680	Vida RAMNEBRINK						ITA							
	Autoropa						296 Challenge							
1	:32:34.309	B	...	1:25.703	1:04.963	64.3	4:32:34.309							
2	6:48.862	4:51.626	1:06.782	50.454	115.3	4:39:23.171								
3	2:30.029	36.461	1:08.275	45.293	102.9	4:41:53.200								
4	2:21.183	30.316	58.053	52.814	129.0	4:44:14.383								
5	2:27.489	37.155	1:06.883	43.451	112.6	4:46:41.872								
6	2:03.574	29.365	54.779	39.430	150.0	4:48:45.446								
7	2:03.770	29.966	56.446	37.358	182.8	4:50:49.216								
8	1:58.222	25.089	52.696	40.437	193.4	4:52:47.438								
9	1:55.712	24.955	53.335	37.422	169.5	4:54:43.150								
10	2:23.149	37.466	1:03.784	41.899	102.3	4:57:06.299								
11	1:50.642	24.376	48.652	37.614	201.0	4:58:56.941								
12	1:46.087	25.940	46.840	33.307	181.0	5:00:43.028								
13	2:18.339	B	28.106	57.116	53.117	151.3	5:03:01.367							



PASSIONE FERRARI CLUB CHALLENGE



CLUB CHALLENGE SPIELBERG Overall

Sector Analysis

— Invalidated Lap

■ Personal Best

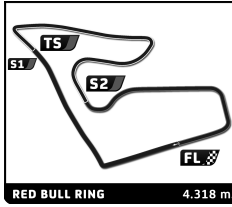
■ Session Best

■ Crossing the pit lane

Lap	Time	Sector 1	Sector 2	Sector 3	T.Spd	Elapsed	Lap	Time	Sector 1	Sector 2	Sector 3	T.Spd	Elapsed
680	Henrik WOLLENSEN ITA												
	Autoropa						296 Challenge						
1	:51:54.782	...	52.567	34.078	159.2	1:51:54.782							
2	1:44.057	24.088	46.472	33.497	213.5	1:53:38.839							
3	1:48.052	24.586	49.854	33.612	208.1	1:55:26.891							
4	1:48.155	27.035	47.842	33.278	167.6	1:57:15.046							
5	1:47.528	24.798	47.858	34.872	207.3	1:59:02.574							
6	1:47.503	24.892	47.022	35.589	205.7	2:00:50.077							
7	1:50.600	24.594	46.647	39.359	196.6	2:02:40.677							
8	1:43.827	26.093	45.531	32.203	197.3	2:04:24.504							
9	1:43.482	24.297	44.506	34.679	215.2	2:06:07.986							
10	1:44.424	25.809	44.477	34.138	208.5	2:07:52.410							
11	1:44.777	24.885	46.014	33.878	174.8	2:09:37.187							
12	2:29.454 B	26.254	59.716	1:03.484	164.5	2:12:06.641							
13	:11:53.394	...	48.695	34.039	157.3	6:24:00.035							
14	1:47.276	24.483	47.500	35.293	192.0	6:25:47.311							
15	1:48.154	25.194	48.390	34.570	172.5	6:27:35.465							
16	2:22.148 B	24.947	52.789	1:04.412	211.0	6:29:57.613							
17	9:57.194	8:33.622	48.657	34.915	178.0	6:39:54.807							
18	1:42.614	23.839	46.128	32.647	218.3	6:41:37.421							
19	1:42.209	24.005	45.161	33.043	211.0	6:43:19.630							
20	1:41.236	24.163	44.289	32.784	201.8	6:45:00.866							
21	1:40.132	23.767	44.065	32.300	227.6	6:46:40.998							
22	1:44.668	24.156	47.413	33.099	211.0	6:48:25.666							
23	1:38.426	23.909	43.338	31.179	211.8	6:50:04.092							
24	1:39.641	23.281	43.926	32.434	235.6	6:51:43.733							
25	1:42.930	23.662	46.619	32.649	178.3	6:53:26.663							
26	1:37.382	23.317	42.846	31.219	227.1	6:55:04.045							
27	2:17.736 B	23.628	54.152	59.956	235.6	6:57:21.781							



PASSIONE FERRARI CLUB CHALLENGE



CLUB CHALLENGE SPIELBERG Overall

Sector Analysis

— Invalidated Lap

■ Personal Best

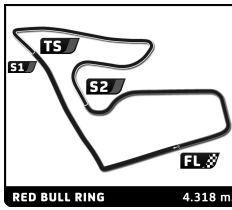
■ Session Best

B Crossing the pit lane

Lap	Time	Sector 1	Sector 2	Sector 3	T.Spd	Elapsed	Lap	Time	Sector 1	Sector 2	Sector 3	T.Spd	Elapsed	
0830	Edern HURSTEL ITA													
	Charles Pozzi 296 Challenge													
1	:35:07.926	...	54.443	34.577	190.7	1:35:07.926								
2	1:45.114	25.359	46.046	33.709	224.7	1:36:53.040								
3	1:41.837	23.982	44.939	32.916	223.8	1:38:34.877								
4	1:42.335	23.687	45.691	32.957	230.0	1:40:17.212								
5	2:06.157 B	23.998	45.959	56.200	220.1	1:42:23.369								
6	4:03.189	2:44.608	46.034	32.547	207.7	1:46:26.558								
7	1:42.150	24.013	45.693	32.444	234.0	1:48:08.708								
8	1:39.995	23.499	44.493	32.003	243.6	1:49:48.703								
9	1:39.527	23.418	44.733	31.376	245.9	1:51:28.230								
10	1:38.625	23.374	43.544	31.707	232.0	1:53:06.855								
11	1:39.524	24.091	43.879	31.554	233.0	1:54:46.379								
12	2:09.674 B	23.854	52.113	53.707	233.0	1:56:56.053								
13	3:44.451	2:24.700	47.612	32.139	222.8	2:00:40.504								
14	2:24.852 B	23.537	52.068	1:09.247	225.2	2:03:05.356								
15	:10:30.623	...	1:04.404	43.290	129.8	4:13:35.979								
16	1:40.325	25.814	43.843	30.668	203.3	4:15:16.304								
17	1:36.190	23.072	42.257	30.861	237.7	4:16:52.494								
18	2:06.835 B	26.248	42.954	57.633	205.3	4:18:59.329								
19	9:16.867	7:45.262	57.061	34.544	179.5	4:28:16.196								
20	1:43.440	24.176	45.700	33.564	220.5	4:29:59.636								
21	2:45.318 B	31.146	1:06.990	1:07.182	156.1	4:32:44.954								
22	4:44.219	3:27.134	45.238	31.847	211.8	4:37:29.173								
23	1:40.690	23.999	44.336	32.355	235.6	4:39:09.863								
24	1:38.429	23.376	42.876	32.177	239.3	4:40:48.292								
25	1:40.688	23.490	45.773	31.425	210.1	4:42:28.980								
26	2:42.064 B	52.625	52.103	57.336	173.6	4:45:11.044								
27	6:46.996	5:22.206	49.542	35.248	179.2	4:51:58.040								
28	1:46.393	25.956	47.051	33.386	223.3	4:53:44.433								
29	1:41.977	24.409	45.490	32.078	235.1	4:55:26.410								
30	1:42.021	23.561	46.482	31.978	234.0	4:57:08.431								
31	1:45.165	23.578	47.680	33.907	233.0	4:58:53.596								
32	1:45.165	26.838	46.066	32.261	206.1	5:00:38.761								
33	1:38.885	23.230	43.919	31.736	235.6	5:02:17.646								
34	1:43.812	24.247	44.453	35.112	230.0	5:04:01.458								
35	2:19.220 B	23.700	44.461	1:11.059	235.1	5:06:20.678								
36	:18:28.597	...	59.700	34.796	178.6	6:24:49.275								
37	1:49.513	24.312	51.381	33.820	233.5	6:26:38.788								
38	1:52.284	24.602	51.413	36.269	221.4	6:28:31.072								
39	3:22.108 B	54.685	1:18.393	1:09.030	85.5	6:31:53.180								
40	8:04.024	6:27.264	58.268	38.492	115.0	6:39:57.204								
41	1:45.819	26.378	46.905	32.536	216.1	6:41:43.023								
42	1:43.316	24.909	45.625	32.782	198.8	6:43:26.339								
43	1:42.122	23.841	46.049	32.232	229.5	6:45:08.461								
44	1:42.645	24.565	44.949	33.131	212.6	6:46:51.106								
45	1:40.177	24.823	44.359	30.995	224.7	6:48:31.283								
46	1:36.864	23.335	42.449	31.080	237.2	6:50:08.147								
47	1:38.391	23.906	42.741	31.744	235.6	6:51:46.538								
48	1:40.543	23.207	45.415	31.921	217.8	6:53:27.081								
49	1:40.194	24.336	43.766	32.092	225.6	6:55:07.275								
50	2:25.981 B	23.978	59.582	1:02.421	231.5	6:57:33.256								



PASSIONE FERRARI CLUB CHALLENGE



CLUB CHALLENGE SPIELBERG Overall

Sector Analysis

— Invalidated Lap

■ Personal Best

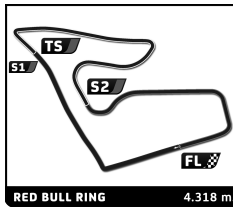
■ Session Best

B Crossing the pit lane

Lap	Time	Sector 1	Sector 2	Sector 3	T.Sp	Elapsed	Lap	Time	Sector 1	Sector 2	Sector 3	T.Sp	Elapsed	
888	Bartolomej ROSTEK ITA							56	1:36.784	22.907	43.187	30.690	240.4	5:33:47.683
	Ferrari Warszawa 296 Challenge							57	1:35.667	22.769	41.989	30.909	243.1	5:35:23.350
1	12:33.494	...	1:04.139	41.836	115.9	12:33.494	58	1:44.100	26.262	46.837	31.001	190.3	5:37:07.450	
2	1:54.155	28.301	49.675	36.179	175.9	14:27.649	59	1:35.562	22.951	42.383	30.228	242.0	5:38:43.012	
3	1:45.466	25.501	46.320	33.645	192.7	16:13.115	60	1:35.526	23.533	42.090	29.903	236.1	5:40:18.538	
4	1:55.882 B	24.587	47.366	43.929	197.0	18:08.997	61	1:33.563	22.761	41.539	29.263	247.6	5:41:52.101	
5	4:37.859	3:20.675	44.522	32.662	204.5	22:46.856	62	1:42.984	22.610	45.173	35.201	246.4	5:43:35.085	
6	1:38.948	23.718	43.303	31.927	219.6	24:25.804	63	1:36.400	22.789	42.422	31.189	244.2	5:45:11.485	
7	1:37.683	24.043	42.521	31.119	233.0	26:03.487	64	1:34.712	22.692	41.947	30.073	243.6	5:46:46.197	
8	1:53.320 B	23.631	46.358	43.331	211.0	27:56.807	65	1:33.377	22.619	41.346	29.412	245.3	5:48:19.574	
9	5:29.094	4:12.087	45.000	32.007	215.2	33:25.901	66	1:45.987	22.580	46.045	37.362	250.5	5:50:05.561	
10	1:37.038	23.342	42.928	30.768	231.0	35:02.939	67	1:50.977 B	24.329	45.422	41.226	189.3	5:51:56.538	
11	1:36.270	23.063	42.807	30.400	234.0	36:39.209	68	:20:07.580	...	51.254	33.932	146.3	7:12:04.118	
12	1:39.519	23.103	43.441	32.975	215.2	38:18.728	69	1:44.404	25.433	45.966	33.005	195.5	7:13:48.522	
13	1:38.178	23.393	43.793	30.992	207.7	39:56.906	70	1:40.389	23.909	43.814	32.666	238.7	7:15:28.911	
14	1:35.017	22.976	42.026	30.015	221.4	41:31.923	71	1:53.596 B	25.623	45.309	42.664	232.5	7:17:22.507	
15	1:35.871	22.835	42.335	30.701	231.0	43:07.794	72	4:43.157	3:15.071	52.556	35.530	162.3	7:22:05.664	
16	1:35.935	23.031	42.300	30.604	224.7	44:43.729	73	1:45.445	24.695	46.105	34.645	203.0	7:23:51.109	
17	1:47.746 B	23.499	42.773	41.474	222.8	46:31.475	74	1:41.375	24.092	45.574	31.709	235.1	7:25:32.484	
18	9:16.849 B	6:52.234	1:18.840	1:05.775	67.9	55:48.324	75	1:36.780	23.593	42.485	30.702	240.4	7:27:09.264	
19	:14:08.407	...	58.201	36.510	159.9	2:09:56.731	76	1:34.383	23.008	41.662	29.713	239.8	7:28:43.647	
20	1:43.640	26.187	44.243	33.210	216.1	2:11:40.371	77	1:34.677	23.054	41.939	29.684	244.2	7:30:18.324	
21	1:40.270	23.481	43.447	33.342	227.1	2:13:20.641	78	1:34.942	22.663	41.606	30.673	243.6	7:31:53.266	
22	1:40.196	24.859	44.554	30.783	217.8	2:15:00.837	79	1:34.008	22.790	41.765	29.453	243.1	7:33:27.274	
23	1:37.968	23.044	44.519	30.405	205.3	2:16:38.805	80	1:39.557	22.732	43.871	32.954	210.5	7:35:06.831	
24	1:36.069	23.063	43.081	29.925	214.8	2:18:14.874	81	1:33.216	22.872	40.862	29.482	246.4	7:36:40.047	
25	1:36.324	22.969	42.684	30.671	224.7	2:19:51.198	82	1:43.016	24.342	47.982	30.692	233.5	7:38:23.063	
26	1:37.078	23.033	42.373	31.672	222.8	2:21:28.276	83	1:33.241	22.699	41.397	29.145	243.6	7:39:56.304	
27	1:53.741 B	23.012	47.542	43.187	224.2	2:23:22.017	84	1:32.190	22.465	40.649	29.076	248.7	7:41:28.494	
28	3:24.973	2:10.581	43.333	31.059	200.7	2:26:46.990	85	1:44.345	22.562	46.413	35.370	242.0	7:43:12.839	
29	1:35.516	23.210	42.241	30.065	221.4	2:28:22.506	86	1:45.647 B	24.213	43.169	38.265	166.1	7:44:58.486	
30	1:34.854	22.653	41.698	30.503	235.1	2:29:57.360	87	2:47.111	1:35.514	42.195	29.402	220.5	7:47:45.597	
31	1:36.820	23.378	43.066	30.376	210.5	2:31:34.180	88	1:32.127	22.529	40.654	28.944	249.9	7:49:17.724	
32	1:34.879	23.056	41.998	29.825	232.5	2:33:09.059	89	1:36.544	25.317	42.006	29.221	183.8	7:50:54.268	
33	1:34.559	22.742	41.694	30.123	238.7	2:34:43.618	90	1:32.230	22.540	41.015	28.675	249.3	7:52:26.498	
34	1:39.267	22.817	45.091	31.359	229.5	2:36:22.885	91	1:40.635	22.399	48.840	29.396	227.1	7:54:07.133	
35	1:34.109	22.824	41.853	29.432	234.6	2:37:56.994	92	1:31.662	22.430	40.703	28.529	250.5	7:55:38.795	
36	1:33.123	22.653	41.205	29.265	240.9	2:39:30.117	93	1:32.012	22.392	40.798	28.822	248.7	7:57:10.807	
37	1:33.817	22.719	41.399	29.699	240.9	2:41:03.934	94	1:39.613	22.319	44.287	33.007	251.1	7:58:50.420	
38	1:49.697 B	24.746	43.254	41.697	195.9	2:42:53.631	95	2:02.225	28.431	54.762	39.032	195.9	8:00:52.645	
39	5:39.473	4:15.891	46.322	37.260	191.0	2:48:33.104	96	1:58.537 B	28.229	47.747	42.561	160.1	8:02:51.182	
40	1:36.218	23.307	42.334	30.577	229.5	2:50:09.322								
41	1:37.565	22.960	44.003	30.602	238.7	2:51:46.887								
42	1:41.886	24.889	46.468	30.529	212.6	2:53:28.773								
43	1:52.123 B	24.804	44.759	42.560	185.7	2:55:20.896								
44	:17:10.013	...	54.934	38.167	159.4	5:12:30.909								
45	1:46.384	25.799	46.529	34.056	188.6	5:14:17.293								
46	1:41.520	24.051	44.882	32.587	228.5	5:15:58.813								
47	1:41.259	23.920	45.217	32.122	234.0	5:17:40.072								
48	1:38.680	23.228	43.745	31.707	225.6	5:19:18.752								
49	1:41.380	25.810	43.996	31.574	204.1	5:21:00.132								
50	1:39.011	23.420	43.561	32.030	229.0	5:22:39.143								
51	1:52.002 B	24.094	44.971	42.937	228.5	5:24:31.145								
52	2:44.775	1:28.017	44.431	32.327	197.3	5:27:15.920								
53	1:36.570	23.602	42.677	30.291	221.4	5:28:52.490								
54	1:35.759	23.234	42.282	30.243	235.1	5:30:28.249								
55	1:42.650	23.039	44.425	35.186	236.1	5:32:10.899								



PASSIONE FERRARI CLUB CHALLENGE



CLUB CHALLENGE SPIELBERG

Overall

Sector Analysis

— Invalidated Lap

■ Personal Best

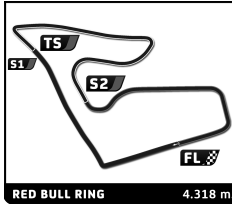
■ Session Best

B Crossing the pit lane

Lap	Time	Sector 1	Sector 2	Sector 3	T.Sp	Elapsed	Lap	Time	Sector 1	Sector 2	Sector 3	T.Sp	Elapsed	
980	Cristian APPELBERG						ITA	56	1:31.918	22.417	40.608	28.893	252.9	5:42:47.779
	Autoropa						296 Challenge	57	1:31.319	22.255	40.381	28.683	252.3	5:44:19.098
1	39:35.031	...	47.722	33.354	195.5	39:35.031	58	1:31.438	22.390	40.315	28.733	252.3	5:45:50.536	
2	1:40.123	23.816	43.878	32.429	231.5	41:15.154	59	1:31.192	22.462	40.109	28.621	252.9	5:47:21.728	
3	1:40.376	23.107	45.354	31.915	235.1	42:55.530	60	1:50.717 B	23.331	43.052	44.334	232.0	5:49:12.445	
4	1:35.520	23.277	41.791	30.452	246.4	44:31.050	61	3:50.692	2:40.369	41.255	29.068	229.0	5:53:03.137	
5	1:35.935	22.919	42.410	30.606	240.4	46:06.985	62	1:33.890	22.780	42.048	29.062	250.5	5:54:37.027	
6	1:36.725	23.411	42.784	30.530	245.3	47:43.710	63	1:31.457	22.382	40.367	28.708	253.5	5:56:08.484	
7	1:34.592	22.928	41.958	29.706	244.2	49:18.302	64	1:32.623	22.390	40.554	29.679	252.3	5:57:41.107	
8	1:36.692	23.233	43.433	30.026	192.4	50:54.994	65	1:32.167	22.623	40.513	29.031	251.7	5:59:13.274	
9	1:56.526 B	23.770	43.685	49.071	201.4	52:51.520	66	1:54.371 B	23.186	45.155	46.030	221.4	6:01:07.645	
10	3:45.773	2:32.525	43.009	30.239	219.2	56:37.293	67	:11:34.935	...	51.415	37.114	173.6	7:12:42.580	
11	1:34.799	22.763	42.111	29.925	247.6	58:12.092	68	1:46.681	26.910	48.289	31.482	194.8	7:14:29.261	
12	1:34.581	23.252	41.713	29.616	244.2	59:46.673	69	1:36.163	23.278	43.452	29.433	235.6	7:16:05.424	
13	1:35.339	23.143	42.125	30.071	243.1	1:01:22.012	70	1:46.900	30.048	46.685	30.167	162.8	7:17:52.324	
14	1:34.819	22.873	42.059	29.887	236.1	1:02:56.831	71	1:31.517	22.501	40.257	28.759	250.5	7:19:23.841	
15	1:34.462	22.814	41.888	29.760	248.2	1:04:31.293	72	1:30.141	22.234	39.602	28.305	252.3	7:20:53.982	
16	1:57.193 B	22.977	45.845	48.371	226.6	1:06:28.486	73	1:30.414	22.640	39.496	28.278	253.5	7:22:24.396	
17	55:03.554	...	56.113	38.365	103.6	2:01:32.040	74	1:31.811	22.986	40.056	28.769	218.3	7:23:56.207	
18	1:48.447	28.090	47.970	32.387	206.9	2:03:20.487	75	1:30.638	22.223	40.144	28.271	253.5	7:25:26.845	
19	1:40.991	24.458	45.976	30.557	173.3	2:05:01.478	76	1:30.625	22.281	39.824	28.520	252.3	7:26:57.470	
20	1:34.799	24.035	41.584	29.180	238.7	2:06:36.277	77	1:30.127	22.375	39.526	28.226	252.3	7:28:27.597	
21	1:32.120	22.678	40.690	28.752	249.3	2:08:08.397	78	1:31.139	22.417	39.470	29.252	251.7	7:29:58.736	
22	1:34.484	22.747	42.624	29.113	250.5	2:09:42.881	79	1:30.227	22.213	39.564	28.450	252.9	7:31:28.963	
23	1:33.445	22.335	42.166	28.944	246.4	2:11:16.326	80	1:30.777	22.405	39.761	28.611	252.3	7:32:59.740	
24	1:33.000	22.939	40.337	29.724	252.3	2:12:49.326	81	1:48.863 B	23.334	43.857	41.672	201.4	7:34:48.603	
25	1:31.718	22.537	40.415	28.766	251.1	2:14:21.044	82	3:41.570	2:30.529	41.983	29.058	208.9	7:38:30.173	
26	1:31.751	22.523	39.940	29.288	251.7	2:15:52.795	83	1:30.927	22.326	39.860	28.741	252.3	7:40:01.100	
27	1:49.437 B	22.608	42.740	44.089	232.5	2:17:42.232	84	1:29.939	22.183	39.583	28.173	252.9	7:41:31.039	
28	4:07.256	2:54.728	41.973	30.555	221.9	2:21:49.488	85	1:31.256	22.092	40.104	29.060	251.1	7:43:02.295	
29	1:33.463	22.434	41.823	29.206	252.3	2:23:22.951	86	2:56.798 B	1:11.099	58.766	46.933	84.9	7:45:59.093	
30	1:33.928	22.445	41.453	30.030	248.2	2:24:56.879								
31	1:33.184	23.211	40.521	29.452	249.9	2:26:30.063								
32	1:31.395	22.500	40.128	28.767	251.7	2:28:01.458								
33	1:31.457	22.366	40.261	28.830	251.1	2:29:32.915								
34	1:31.366	22.313	40.156	28.897	251.7	2:31:04.281								
35	1:31.918	22.386	40.863	28.669	252.9	2:32:36.199								
36	1:32.569	22.467	41.017	29.085	251.7	2:34:08.768								
37	1:31.674	22.364	40.601	28.709	252.3	2:35:40.442								
38	1:32.248	22.300	41.133	28.815	232.5	2:37:12.690								
39	1:31.425	22.343	40.354	28.728	251.1	2:38:44.115								
40	1:50.621 B	22.442	40.757	47.422	252.3	2:40:34.736								
41	4:27.603	3:15.066	42.786	29.751	211.8	2:45:02.339								
42	1:31.740	22.846	40.190	28.704	251.1	2:46:34.079								
43	1:31.542	22.357	40.326	28.859	250.5	2:48:05.621								
44	1:30.829	22.480	39.948	28.401	251.7	2:49:36.450								
45	1:31.129	22.217	40.422	28.490	252.3	2:51:07.579								
46	1:30.764	22.267	39.929	28.568	252.3	2:52:38.343								
47	1:50.690 B	23.377	42.635	44.678	249.9	2:54:29.033								
48	:34:58.999 B	...	51.213	46.184	208.5	2:59:28.032								
49	2:30.918	1:17.079	44.106	29.733	224.2	5:31:58.950								
50	1:35.228	23.349	42.354	29.525	208.9	5:33:34.178								
51	1:33.370	22.655	41.405	29.310	251.7	5:35:07.548								
52	1:32.794	22.475	40.733	29.586	251.7	5:36:40.342								
53	1:32.701	22.336	41.469	28.896	252.9	5:38:13.043								
54	1:31.731	22.368	40.594	28.769	253.5	5:39:44.774								
55	1:31.087	22.342	40.206	28.539	252.9	5:41:15.861								



PASSIONE FERRARI CLUB CHALLENGE



CLUB CHALLENGE SPIELBERG Overall

Sector Analysis

— Invalidated Lap

■ Personal Best

■ Session Best

B Crossing the pit lane

Lap	Time	Sector 1	Sector 2	Sector 3	T.Sp	Elapsed	Lap	Time	Sector 1	Sector 2	Sector 3	T.Sp	Elapsed	
999	Nicolas ABBOUD Autoropa						ITA 296 Challenge	56	2:10.827 B	28.045	51.688	51.094	158.0	6:51:49.119
1	:20:59.170	...	52.013	36.424	157.1	1:20:59.170	57	6:11.033	4:55.797	44.258	30.978	158.7	6:58:00.152	
2	1:47.395	25.175	47.872	34.348	182.8	1:22:46.565	58	1:35.302	23.002	41.880	30.420	225.6	6:59:35.454	
3	1:42.678	24.300	45.505	32.873	216.9	1:24:29.243	59	1:37.112	23.170	42.022	31.920	226.1	7:01:12.566	
4	1:39.740	23.891	43.882	31.967	221.4	1:26:08.983	60	1:35.115	23.418	41.952	29.745	227.1	7:02:47.681	
5	1:39.153	23.907	43.419	31.827	240.9	1:27:48.136	61	1:33.640	22.706	41.320	29.614	244.2	7:04:21.321	
6	2:05.810 B	23.652	50.081	52.077	227.6	1:29:53.946	62	1:33.874	22.879	41.525	29.470	225.6	7:05:55.195	
7	3:11.255	1:54.158	44.767	32.330	176.5	1:33:05.201	63	2:26.862 B	33.928	57.343	55.591	122.2	7:08:22.057	
8	1:37.506	23.429	42.785	31.292	244.2	1:34:42.707	64	:03:03.501	...	53.524	39.260	175.3	8:11:25.558	
9	1:39.248	24.090	43.472	31.686	233.0	1:36:21.955	65	1:43.210	25.716	45.520	31.974	195.2	8:13:08.768	
10	1:38.950	23.552	43.397	32.001	229.0	1:38:00.905	66	1:36.000	23.371	42.125	30.504	230.0	8:14:44.768	
11	1:45.051	26.090	47.338	31.623	156.6	1:39:45.956	67	1:35.360	23.138	42.090	30.132	225.2	8:16:20.128	
12	1:39.633	24.819	43.241	31.573	231.0	1:41:25.589	68	1:34.517	22.957	41.627	29.933	234.6	8:17:54.645	
13	1:37.280	23.697	42.847	30.736	235.6	1:43:02.869	69	1:35.130	22.913	42.475	29.742	226.1	8:19:29.775	
14	2:19.040 B	23.922	54.311	1:00.807	193.4	1:45:21.909	70	2:11.995 B	30.272	50.591	51.132	149.4	8:21:41.770	
15	:26:58.548	...	54.276	35.656	149.2	4:12:20.457	71	3:40.954	2:26.852	42.723	31.379	184.7	8:25:22.724	
16	1:47.792	25.888	47.834	34.070	177.7	4:14:08.249	72	1:37.924	24.122	43.596	30.206	188.6	8:27:00.648	
17	1:41.726	24.422	45.019	32.285	190.3	4:15:49.975	73	1:34.847	22.955	41.449	30.443	240.4	8:28:35.495	
18	1:38.975	23.928	43.458	31.589	221.4	4:17:28.950	74	1:34.408	22.931	41.796	29.681	236.1	8:30:09.903	
19	1:39.813	23.585	43.164	33.064	238.2	4:19:08.763	75	1:37.384	22.875	42.267	32.242	237.7	8:31:47.287	
20	2:14.191 B	25.000	55.770	53.421	175.9	4:21:22.954	76	1:34.642	22.901	41.977	29.764	236.6	8:33:21.929	
21	3:37.055	2:21.304	44.168	31.583	228.1	4:25:00.009	77	1:33.957	22.754	41.596	29.607	237.7	8:34:55.886	
22	1:44.329	23.601	46.581	34.147	236.1	4:26:44.338	78	1:34.961	22.851	42.392	29.718	231.5	8:36:30.847	
23	1:40.880	23.837	45.680	31.363	220.5	4:28:25.218	79	1:55.421 B	22.675	43.311	49.435	247.0	8:38:26.268	
24	1:39.994	23.336	43.089	33.569	230.5	4:30:05.212	80	5:31.236	4:17.765	42.809	30.662	235.6	8:43:57.504	
25	2:36.025 B	23.822	1:04.516	1:07.687	185.0	4:32:41.237	81	1:42.146	23.031	47.272	31.843	209.3	8:45:39.650	
26	9:55.556	8:39.626	44.479	31.451	198.4	4:42:36.793	82	1:34.606	23.463	41.562	29.581	245.3	8:47:14.256	
27	1:39.208	25.077	42.854	31.277	245.3	4:44:16.001	83	1:33.357	22.676	41.083	29.598	234.6	8:48:47.613	
28	1:58.896	30.731	51.223	36.942	174.8	4:46:14.897	84	2:03.531	32.272	54.457	36.802	121.5	8:50:51.144	
29	1:39.565	23.980	44.272	31.313	205.7	4:47:54.462	85	1:34.885	22.909	42.191	29.785	226.6	8:52:26.029	
30	1:41.283	25.582	42.970	32.731	218.3	4:49:35.745	86	1:33.824	22.703	41.268	29.853	245.3	8:53:59.853	
31	1:36.606	23.441	42.503	30.662	239.3	4:51:12.351	87	2:33.302 B	32.088	1:00.265	1:00.949	125.1	8:56:33.155	
32	1:35.976	23.344	41.875	30.757	225.2	4:52:48.327								
33	1:39.023	24.554	43.585	30.884	173.1	4:54:27.350								
34	1:39.057	23.320	45.200	30.537	214.8	4:56:06.407								
35	1:36.817	23.665	42.655	30.497	219.6	4:57:43.224								
36	1:39.668	23.183	45.908	30.577	233.0	4:59:22.892								
37	1:36.343	23.247	42.706	30.390	221.4	5:00:59.235								
38	2:29.490 B	34.808	58.487	56.195	121.3	5:03:28.725								
39	:08:49.982	...	57.665	34.700	134.7	6:12:18.707								
40	1:40.157	24.406	44.089	31.662	199.9	6:13:58.864								
41	1:39.742	24.116	43.110	32.516	225.6	6:15:38.606								
42	1:40.041	24.039	43.588	32.414	219.2	6:17:18.647								
43	1:44.042	23.710	44.795	35.537	216.9	6:19:02.689								
44	1:37.002	23.394	43.290	30.318	214.8	6:20:39.691								
45	1:52.554 B	23.235	44.074	45.245	217.4	6:22:32.245								
46	2:59.821	1:46.875	42.722	30.224	220.5	6:25:32.066								
47	1:37.269	23.919	42.489	30.861	182.8	6:27:09.335								
48	2:09.826 B	23.321	45.280	1:01.225	225.6	6:29:19.161								
49	10:50.133	9:37.883	42.431	29.819	227.6	6:40:09.294								
50	1:34.486	23.002	41.937	29.547	202.6	6:41:43.780								
51	1:36.097	23.054	41.455	31.588	234.0	6:43:19.877								
52	1:35.498	23.205	41.466	30.827	235.6	6:44:55.375								
53	1:35.498	23.472	42.257	29.769	215.6	6:46:30.873								
54	1:33.891	22.748	41.491	29.652	234.6	6:48:04.764								
55	1:33.528	22.960	41.031	29.537	231.5	6:49:38.292								