

TROFEO PIRELLI SPIELBERG

Test

Sector Analysis

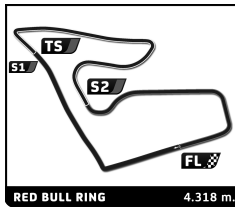
Invalidated Lap

Personal Best

Session Best

Crossing the pit lane

Table with columns: Lap, Time, Sector 1, Sector 2, Sector 3, T.Sp, Elapsed. Rows include drivers Sergio PAULET, Danilo DEL FAVERO, Herbert GEISS, and MATT ROSNER with their respective lap times and sector data.



TROFEO PIRELLI SPIELBERG

Test

Sector Analysis

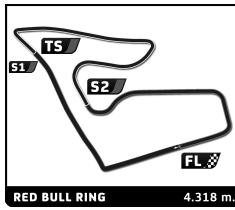
Table with 14 columns: Lap, Time, Sector 1, Sector 2, Sector 3, T.Spd, Elapsed. Contains data for laps 18-36.

Driver profile for Anders BIDSTRUP (DNK). Includes lap times and sector data for laps 1-26.

Driver profile for Lukas AZZATO (CHE). Includes lap times and sector data for laps 1-32.

Driver profile for Michael VERHAGEN (NLD). Includes lap times and sector data for laps 1-6.

Driver profile for Jacob BIDSTRUP (DNK). Includes lap times and sector data for laps 1-5.

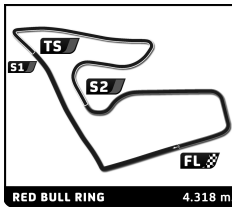


TROFEO PIRELLI SPIELBERG

Test

Sector Analysis

Table with columns: Lap, Time, Sector 1, Sector 2, Sector 3, T.Spd, Elapsed. Includes driver profiles for Nobuhiro IMADA (44), Giacomo RINALDO (75), and Fernando MONJE (74) with their respective lap times and sector data.



TROFEO PIRELLI
SPIELBERG

Test

Sector Analysis

— Invalidated Lap

■ Personal Best

■ Session Best

B Crossing the pit lane

Lap	Time	Sector 1	Sector 2	Sector 3	T.Spd	Elapsed	Lap	Time	Sector 1	Sector 2	Sector 3	T.Spd	Elapsed	
92	Hendrik VIOL CZE													
	Scuderia Praha Racing						Ferrari 296 Challenge							
1	6:24.295	5:00.373	51.896	32.026	182.2	6:24.295								
2	1:34.368	23.384	41.672	29.312	243.6	7:58.663								
3	1:31.752	22.599	40.648	28.505	249.9	9:30.415								
4	1:31.727	22.473	40.651	28.603	251.7	11:02.142								
5	1:31.289	22.362	40.504	28.423	257.1	12:33.431								
6	1:30.661	22.220	40.020	28.421	253.5	14:04.092								
7	1:31.712	22.404	40.879	28.429	244.8	15:35.804								
8	1:51.351 B	24.642	46.458	40.251	180.7	17:27.155								
9	29:00.692	...	47.234	31.161	155.7	46:27.847								
10	1:33.388	23.150	41.208	29.030	245.9	48:01.235								
11	1:30.869	22.263	40.247	28.359	252.3	49:32.104								
12	1:30.308	22.339	39.877	28.092	252.3	51:02.412								
13	<u>1:30.094</u>	22.143	<u>39.858</u>	28.093	258.3	52:32.506								
14	1:29.738	22.118	39.650	27.970	255.3	54:02.244								
15	1:29.754	22.105	39.720	27.929	253.5	55:31.998								
16	1:54.219 B	23.532	50.423	40.264	180.7	57:26.217								
17	5:34.181	4:10.829	51.103	32.249	167.9	1:03:00.398								
18	1:34.992	23.395	42.137	29.460	240.9	1:04:35.390								
19	1:30.913	22.569	40.330	28.014	256.5	1:06:06.303								
20	<u>1:29.674</u>	22.108	<u>39.787</u>	27.779	253.5	1:07:35.977								
21	<u>1:29.056</u>	<u>22.071</u>	39.246	27.739	253.5	1:09:05.033								
22	<u>1:28.891</u>	22.065	<u>39.255</u>	27.571	255.9	1:10:33.924								
23	<u>1:29.005</u>	22.009	39.116	<u>27.880</u>	248.7	1:12:02.929								
24	1:39.772	22.055	40.907	36.810	259.0	1:13:42.701								
25	1:31.888	22.082	39.745	30.061	253.5	1:15:14.589								
26	1:45.546 B	22.127	43.183	40.236	254.1	1:17:00.135								