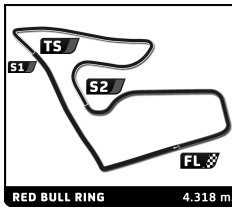


COPPA SHELL SPIELBERG Race 2

Sector Analysis

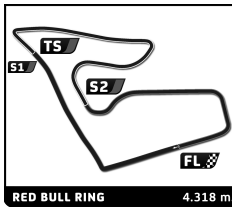
Table with columns: Lap, Time, Sector 1, Sector 2, Sector 3, T.Spd, Elapsed. Includes driver profiles for Stephen EARLE (USA), Paolo SCUDIERI (ITA), BORIS GIDEON (DEU), Ernst KIRCHMAYR (AUT), and Jean RYU (KOR) with their respective lap times and sector data.



COPPA SHELL SPIELBERG Race 2

Sector Analysis

Table with columns: Lap, Time, Sector 1, Sector 2, Sector 3, T.Spd, Elapsed. Includes driver profiles for Henrik KAMSTRUP, Masaru YONEDA, Shintaro AKATSU, Tommy LINDROTH, and Lisa CLARK.



COPPA SHELL SPIELBERG Race 2

Sector Analysis

Invalidated Lap Personal Best Session Best Crossing the pit lane

Table with 7 columns: Lap, Time, Sector 1, Sector 2, Sector 3, T.Spd, Elapsed. Rows 14-21.

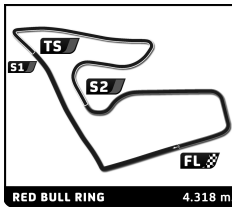
Driver 132 Tibor VALINT HUN. Table with 7 columns: Lap, Time, Sector 1, Sector 2, Sector 3, T.Spd, Elapsed. Rows 1-21.

Driver 133 Charles CHAN HKG. Table with 7 columns: Lap, Time, Sector 1, Sector 2, Sector 3, T.Spd, Elapsed. Rows 1-21.

Driver 142 Khaled BOODAI KWT. Table with 7 columns: Lap, Time, Sector 1, Sector 2, Sector 3, T.Spd, Elapsed. Rows 1-21.

Driver 155 Friedrich MÜLLER AUT. Table with 7 columns: Lap, Time, Sector 1, Sector 2, Sector 3, T.Spd, Elapsed. Rows 1-21.

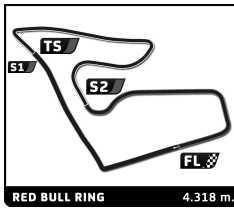
Driver 170 Ken SETO JPN. Table with 7 columns: Lap, Time, Sector 1, Sector 2, Sector 3, T.Spd, Elapsed. Rows 1-6.



COPPA SHELL SPIELBERG Race 2

Sector Analysis

Table with columns: Lap, Time, Sector 1, Sector 2, Sector 3, T.Spd, Elapsed. Includes driver profiles for Giuseppe RAMELLI, Sven SCHÖMER, Fons SCHELTEMA, Alois MEIR, and Carl RUNEFELT.



COPPA SHELL
SPIELBERG
Race 2

Sector Analysis

— Invalidated Lap ■ Personal Best ■ Session Best B Crossing the pit lane

Lap	Time	Sector 1	Sector 2	Sector 3	T.Spd	Elapsed	Lap	Time	Sector 1	Sector 2	Sector 3	T.Spd	Elapsed
20	1:32.043	22.664	40.362	29.017	252.9	30:37.152	5	1:32.974	22.427	41.027	29.520	259.0	7:53.751
21	1:32.387	22.522	40.461	29.404	253.5	32:09.539	6	1:32.681	22.521	40.874	29.286	247.6	9:26.432

189 Leon RIJNBEEK NLD						
Scuderia Feser-Graf			Ferrari 296 Challenge			
1	1:44.563	29.538	44.909	30.116		1:44.563
2	1:33.992	22.975	41.750	29.267	227.6	3:18.555
3	1:34.375	22.532	41.407	30.436	231.5	4:52.930
4	1:33.449	22.838	41.566	29.045	221.4	6:26.379
5	1:33.315	22.643	41.592	29.080	227.1	7:59.694
6	1:32.517	22.601	40.717	29.199	248.7	9:32.211
7	1:32.722	22.677	40.801	29.244	245.9	11:04.933
8	1:33.165	22.754	41.121	29.290	250.5	12:38.098
9	1:32.578	22.840	40.791	28.947	250.5	14:10.676
10	1:32.540	22.767	40.782	28.991	241.4	15:43.216
11	1:32.794	22.708	40.869	29.217	251.7	17:16.010
12	1:33.084	22.851	40.897	29.336	248.7	18:49.094
13	1:33.136	22.701	41.264	29.171	251.1	20:22.230
14	1:32.834	22.938	40.926	28.970	248.7	21:55.064
15	1:33.042	22.962	40.837	29.243	249.3	23:28.106
16	<u>1:34.230</u>	23.062	41.376	<u>29.792</u>	238.2	25:02.336
17	1:33.350	22.763	41.320	29.267	236.1	26:35.686
18	1:35.696	23.870	41.948	29.878	241.4	28:11.382
19	1:34.867	23.357	41.295	30.215	249.3	29:46.249
20	1:33.257	22.576	41.157	29.524	252.3	31:19.506
21	1:33.921	22.761	41.051	30.109	248.2	32:53.427

198 Eric CHEUNG CAN						
Formula Racing			Ferrari 296 Challenge			
1	1:35.576	25.703	40.389	29.484		1:35.576
2	<u>1:30.937</u>	22.202	<u>40.158</u>	28.577	251.1	3:06.513
3	1:45.150	22.515	40.221	42.414	234.0	4:51.663
4	1:32.457	23.014	40.052	29.391	250.5	6:24.120
5	1:32.765	22.763	40.771	29.231	248.2	7:56.885
6	1:32.333	22.482	40.632	29.219	244.8	9:29.218
7	1:32.691	22.265	40.960	29.466	247.0	11:01.909
8	<u>1:33.067</u>	22.683	40.795	<u>29.589</u>	237.7	12:34.976
9	1:32.600	22.601	40.718	29.281	243.6	14:07.576
10	1:33.033	22.903	40.983	29.147	229.0	15:40.609
11	1:32.356	22.335	40.311	29.710	249.9	17:12.965
12	1:32.537	22.587	40.670	29.280	244.8	18:45.502
13	1:32.690	22.605	40.736	29.349	237.2	20:18.192
14	1:32.714	22.604	40.478	29.632	239.3	21:50.906
15	1:32.774	22.612	40.515	29.647	237.7	23:23.680
16	1:33.042	22.447	41.117	29.478	243.1	24:56.722
17	1:32.886	22.441	41.175	29.270	227.1	26:29.608
18	1:33.400	23.007	40.950	29.443	239.8	28:03.008
19	1:33.330	22.717	40.967	29.646	235.1	29:36.338
20	1:33.868	23.180	41.285	29.403	236.1	31:10.206
21	1:34.852	22.815	41.667	30.370	227.6	32:45.058

199 Aleksei KOMAROV GRC						
Scuderia Praha Racing			Ferrari 296 Challenge			
1	1:41.386	28.782	43.159	29.445		1:41.386
2	1:33.108	22.959	41.080	29.069	231.0	3:14.494
3	1:34.184	22.802	41.795	29.587	249.9	4:48.678
4	1:32.099	22.538	40.333	29.228	252.3	6:20.777