

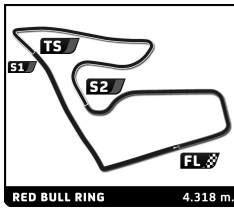
COPPA SHELL SPIELBERG Qualifying 2

Sector Analysis

Invalidated Lap Personal Best Session Best Crossing the pit lane

Table with columns: Lap, Time, Sector 1, Sector 2, Sector 3, T.Spd, Elapsed. Rows for drivers Stephen EARLE, Paolo SCUDIERI, BORIS GIDEON, Ernst KIRCHMAYR.

Table with columns: Lap, Time, Sector 1, Sector 2, Sector 3, T.Spd, Elapsed. Rows for drivers Jean RYU, Henrik KAMSTRUP, Masaru YONEDA.



COPPA SHELL SPIELBERG Qualifying 2

Sector Analysis

Invalidated Lap Personal Best Session Best Crossing the pit lane

Table with 14 columns: Lap, Time, Sector 1, Sector 2, Sector 3, T.Spd, Elapsed. Contains data for drivers 8-18.

Driver profile for Shintaro AKATSU (JPN) at Ineco - Reparto Corse RAM. Includes lap times 1-16.

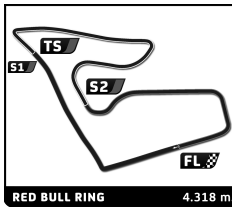
Driver profile for Tibor VALINT (HUN) at Rossecorsa. Includes lap times 1-10.

Driver profile for Charles CHAN (HKG) at Formula Racing. Includes lap times 1-12.

Driver profile for Tommy LINDROTH (SWE) at Gohm Motorsport - Baron Racing Tear. Includes lap times 1-17.

Driver profile for Khaled BOODAI (KWT) at Rossecorsa. Includes lap times 1-12.

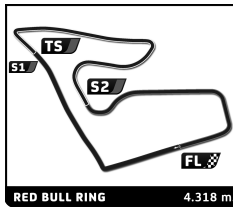
Driver profile for Lisa CLARK (USA) at Pellin Racing. Includes lap times 1-4.



COPPA SHELL SPIELBERG Qualifying 2

Sector Analysis

Table with columns: Lap, Time, Sector 1, Sector 2, Sector 3, T.Sp, Elapsed. Rows include drivers: Friedrich MÜLLER (AUT), Ken SETO (JPN), Giuseppe RAMELLI (ITA), Sven SCHÖMER (DEU), Fons SCHELTEMA (NLD), Alois MEIR (AUT). Includes legend for Personal Best, Session Best, Crossing the pit lane, and Invalidated Lap.



COPPA SHELL  
SPIELBERG  
Qualifying 2

Sector Analysis

— Invalidated Lap

■ Personal Best

■ Session Best

B Crossing the pit lane

Lap	Time	Sector 1	Sector 2	Sector 3	T.Spd	Elapsed	Lap	Time	Sector 1	Sector 2	Sector 3	T.Spd	Elapsed
10	1:31.466	22.557	40.425	<b>28.484</b>	247.6	20:02.066	8	<u>1:30.618</u>	22.467	39.770	<u>28.381</u>	249.9	18:37.642
11	<u>1:31.419</u>	22.509	40.614	<u>28.296</u>	251.7	21:33.485	9	1:30.309	22.242	39.948	28.119	247.0	20:07.951
12	<b>1:30.973</b>	22.323	<b>39.955</b>	28.695	252.9	23:04.458	10	1:30.051	22.348	39.595	<b>28.108</b>	251.7	21:38.002
13	2:01.067 B	22.506	45.697	52.864	248.2	25:05.525	11	<b>1:29.965</b>	<b>22.078</b>	<b>39.556</b>	28.331	250.5	23:07.967
14	5:15.556	4:05.128	41.943	28.485	224.7	30:21.081	<b>199</b> <b>Aleksei KOMAROV</b> GRC						
15	1:31.636	22.507	40.605	28.524	249.9	31:52.717	Scuderia Praha Racing Ferrari 296 Challenge						
16	<u>1:30.783</u>	22.262	40.218	<u>28.303</u>	254.1	33:23.500	1	10:25.693	8:56.761	56.087	32.845	108.1	10:25.693
17	<u>1:31.295</u>	<b>22.257</b>	40.685	<u>28.353</u>	253.5	34:54.795	2	1:37.561	24.604	42.339	30.618	217.4	12:03.254

<b>181</b> Carl RUNEFELT SWE						
Autoropa Racing Ferrari 296 Challenge						
1	2:17.975	52.148	52.020	33.807	159.9	2:17.975
2	1:39.056	24.029	43.545	31.482	217.4	3:57.031
3	1:33.597	22.920	41.218	29.459	241.4	5:30.628
4	1:31.853	22.394	40.438	29.021	251.1	7:02.481
5	1:32.033	22.441	40.499	29.093	252.3	8:34.514
6	1:51.949 B	24.154	48.359	39.436	180.1	10:26.463
7	4:29.010	3:01.861	50.647	36.502	168.7	14:55.473
8	1:40.102	23.922	44.753	31.427	223.3	16:35.575
9	1:42.417	22.948	44.739	34.730	251.1	18:17.992
10	1:37.372	22.947	43.186	31.239	252.3	19:55.364
11	1:30.508	22.296	39.792	28.420	252.9	21:25.872
12	<b>1:30.394</b>	22.420	<b>39.659</b>	28.315	253.5	22:56.266
13	1:50.717 B	22.235	39.461	49.021	253.5	24:46.983
14	4:57.647	3:46.776	41.465	29.406	221.4	29:44.630
15	1:31.529	22.597	40.157	28.775	249.9	31:16.159
16	1:30.750	22.498	40.035	<b>28.217</b>	250.5	32:46.909
17	1:31.058	<b>22.023</b>	40.052	28.983	256.5	34:17.967

<b>189</b> Leon RIJNBEEK NLD						
Scuderia Feser-Graf Ferrari 296 Challenge						
1	2:14.681	49.891	51.903	32.887	146.7	2:14.681
2	1:36.997	24.037	42.870	30.090	243.6	3:51.678
3	1:34.368	23.090	41.882	29.396	250.5	5:26.046
4	1:33.108	22.734	41.183	29.191	250.5	6:59.154
5	1:33.166	22.650	41.344	29.172	250.5	8:32.320
6	1:43.543 B	22.747	41.172	39.624	244.2	10:15.863
7	7:23.562	6:00.248	49.420	33.894	172.5	17:39.425
8	1:35.919	23.798	42.726	29.395	239.3	19:15.344
9	1:32.056	22.478	40.841	28.737	252.3	20:47.400
10	<b>1:30.823</b>	<b>22.376</b>	40.089	<b>28.358</b>	252.3	22:18.223
11	<u>1:34.471</u>	24.488	41.211	<u>28.772</u>	202.6	23:52.694
12	2:04.146 B	29.279	48.375	46.492	130.3	25:56.840
13	4:45.672	3:28.682	41.952	35.038	217.8	30:42.512
14	<u>1:33.085</u>	22.494	<u>41.554</u>	29.037	252.9	32:15.597
15	<u>1:30.843</u>	22.388	<b>39.941</b>	<u>28.514</u>	254.1	33:46.440
16	<u>1:31.398</u>	22.391	40.558	<u>28.449</u>	255.3	35:17.838

<b>198</b> Eric CHEUNG CAN						
Formula Racing Ferrari 296 Challenge						
1	2:00.687	41.208	48.725	30.754	158.0	2:00.687
2	1:33.897	23.206	41.554	29.137	236.1	3:34.584
3	1:31.631	22.711	40.333	28.587	247.0	5:06.215
4	1:32.518	22.661	40.618	29.239	242.5	6:38.733
5	1:42.790 B	22.643	40.445	39.702	241.4	8:21.523
6	7:12.206	5:54.998	46.361	30.847	179.5	15:33.729
7	1:33.295	22.769	41.015	29.511	248.7	17:07.024