

COPPA SHELL SPIELBERG Qualifying 1

Sector Analysis

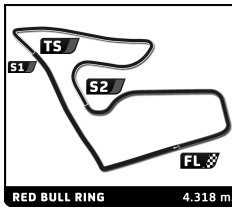
Invalidated Lap

Personal Best

Session Best

Crossing the pit lane

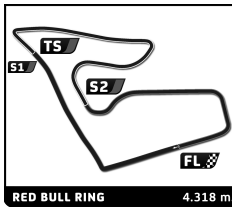
Table with columns: Lap, Time, Sector 1, Sector 2, Sector 3, T.Sp, Elapsed. Rows include drivers like Stephen EARLE, Paolo SCUDIERI, BORIS GIDEON, Ernst KIRCHMAYR, Jean RYU, Henrik KAMSTRUP, Masaru YONEDA, and Shintaro AKATSU.



COPPA SHELL SPIELBERG Qualifying 1

Sector Analysis

Table with columns: Lap, Time, Sector 1, Sector 2, Sector 3, T.Spd, Elapsed. Includes driver profiles for Tommy LINDROTH, Lisa CLARK, Tibor VALINT, Charles CHAN, Khaled BOODAI, Friedrich MÜLLER, and Ken SETO.



COPPA SHELL SPIELBERG Qualifying 1

Sector Analysis

Invalidated Lap

Personal Best

Session Best

Crossing the pit lane

Table with 7 columns: Lap, Time, Sector 1, Sector 2, Sector 3, T.Spd, Elapsed. Rows 12-15.

Driver profile for Giuseppe RAMELLI (ITA) with lap times 1-14.

Driver profile for Sven SCHÖMER (DEU) with lap times 1-15.

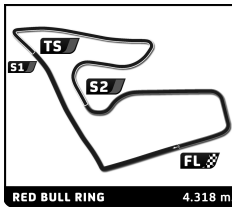
Driver profile for Fons SCHELTEMA (NLD) with lap times 1-13.

Driver profile for Alois MEIR (AUT) with lap times 1-13.

Driver profile for Carl RUNEFELT (SWE) with lap times 1-12.

Driver profile for Leon RIJNBEEK (NLD) with lap times 1-13.

Driver profile for Eric CHEUNG (CAN) with lap times 1-7.



COPPA SHELL SPIELBERG Qualifying 1

Sector Analysis

Invalidated Lap Personal Best Session Best B Crossing the pit lane

Lap	Time	Sector 1	Sector 2	Sector 3	T.Spd	Elapsed	Lap	Time	Sector 1	Sector 2	Sector 3	T.Spd	Elapsed	
<b>199</b>	<b>Aleksei KOMAROV</b> GRC													
	Scuderia Praha Racing						Ferrari 296 Challenge							
1	11:59.918	...	55.187	34.712	112.5	11:59.918								
2	1:41.792	25.498	45.116	31.178	210.5	13:41.710								
3	1:32.952	22.786	40.867	29.299	251.1	15:14.662								
4	1:31.954	22.480	40.624	28.850	250.5	16:46.616								
5	1:31.510	22.372	40.320	28.818	249.3	18:18.126								
6	1:30.703	<b>22.018</b>	39.984	28.701	257.1	19:48.829								
7	<b>1:30.585</b>	22.174	39.939	<b>28.472</b>	259.6	21:19.414								
8	1:43.729	27.369	46.837	29.523	211.0	23:03.143								
9	1:31.578	22.478	40.204	28.896	252.9	24:34.721								
10	1:35.909	22.434	44.234	29.241	253.5	26:10.630								
11	<u>1:31.968</u>	22.293	40.591	<u>29.084</u>	258.3	27:42.598								
12	1:31.061	22.299	<b>39.803</b>	28.959	257.1	29:13.659								
13	2:35.863 <b>B</b>	26.572	49.108	1:20.183	182.5	31:49.522								