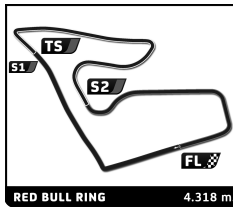


COPPA SHELL SPIELBERG Free Practice

Sector Analysis

Invalidated Lap Personal Best Session Best Crossing the pit lane

Table with columns: Lap, Time, Sector 1, Sector 2, Sector 3, T.Sp, Elapsed. Rows include drivers: Stephen EARLE (USA), Paolo SCUDIERI (ITA), BORIS GIDEON (DEU), Ernst KIRCHMAYR (AUT), Jean RYU (KOR), Henrik KAMSTRUP (DNK), Masaru YONEDA (JPN).



COPPA SHELL SPIELBERG Free Practice

Sector Analysis

Invalidated Lap Personal Best Session Best Crossing the pit lane

Table with 14 columns: Lap, Time, Sector 1, Sector 2, Sector 3, T.Spd, Elapsed. Rows 13-15.

Driver 115 Shintaro AKATSU (JPN) - Ineco - Reparto Corse RAM, Ferrari 296 Challenge. Lap times 1-14.

Driver 117 Tommy LINDROTH (SWE) - Gohm Motorsport - Baron Racing Tear, Ferrari 296 Challenge. Lap times 1-16.

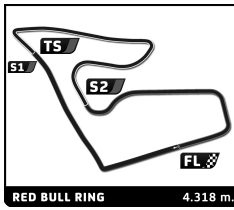
Driver 130 Lisa CLARK (USA) - Pellin Racing, Ferrari 296 Challenge. Lap times 1-11.

Driver 132 Tibor VALINT (HUN) - Rossocorsa, Ferrari 296 Challenge. Lap times 1-1.

Driver 133 Charles CHAN (HKG) - Formula Racing, Ferrari 296 Challenge. Lap times 2-15.

Driver 155 Friedrich MÜLLER (AUT) - Gohm Motorsport - Engstler, Ferrari 296 Challenge. Lap times 1-13.

Driver 170 Ken SETO (JPN) - Formula Racing, Ferrari 296 Challenge. Lap times 1-9.



COPPA SHELL SPIELBERG Free Practice

Sector Analysis

Invalidated Lap

Personal Best

Session Best

Crossing the pit lane

Table with 7 columns: Lap, Time, Sector 1, Sector 2, Sector 3, T.Spd, Elapsed. Rows 10-16.

Driver profile for Giuseppe RAMELLI (ITA) at Pellin Racing. Includes lap times 1-15.

Driver profile for Sven SCHÖMER (DEU) at Penske Sportwagen Hamburg. Includes lap times 1-14.

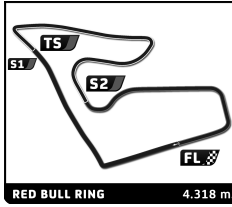
Driver profile for Fons SCHELTEMA (NLD) at Kessel Racing. Includes lap times 1-12.

Table with 7 columns: Lap, Time, Sector 1, Sector 2, Sector 3, T.Spd, Elapsed. Rows 13-14.

Driver profile for Alois MEIR (AUT) at Gohm Motorsport - Engstler. Includes lap times 1-15.

Driver profile for Carl RUNEFELT (SWE) at Autoropa Racing. Includes lap times 1-15.

Driver profile for Leon RIJNBEEK (NLD) at Scuderia Feser-Graf. Includes lap times 1-15.



COPPA SHELL  
SPIELBERG  
Free Practice

Sector Analysis

— Invalidated Lap    ■ Personal Best    ■ Session Best    B Crossing the pit lane

Lap	Time	Sector 1	Sector 2	Sector 3	T.Spd	Elapsed	Lap	Time	Sector 1	Sector 2	Sector 3	T.Spd	Elapsed
<b>198</b>	<b>Eric CHEUNG</b> CAN Formula Racing Ferrari 296 Challenge												
1	3:28.706	2:02.637	53.384	32.685	126.4	3:28.706							
2	1:36.980	23.792	43.422	29.766	232.0	5:05.686							
3	1:32.893	22.558	41.358	28.977	248.2	6:38.579							
4	1:31.165	22.294	40.136	28.735	250.5	8:09.744							
5	1:30.361	22.306	39.652	28.403	251.7	9:40.105							
6	1:29.989	21.999	39.874	28.116	249.9	11:10.094							
7	1:30.414	22.187	39.525	28.702	248.2	12:40.508							
8	1:30.489	22.111	39.958	28.420	251.7	14:10.997							
9	1:42.699B	22.019	41.535	39.145	252.3	15:53.696							
10	4:09.808	2:59.275	41.768	28.765	211.4	20:03.504							
11	1:31.959	22.511	40.663	28.785	248.2	21:35.463							
12	1:41.186	25.164	45.435	30.587	202.6	23:16.649							
13	1:41.217B	22.317	40.367	38.533	248.2	24:57.866							
14	24:32.703	...	43.147	30.078	197.0	49:30.569							
15	1:33.454	22.873	41.153	29.428	245.3	51:04.023							
16	1:34.206	22.733	41.928	29.545	251.7	52:38.229							
17	1:34.051	22.890	41.313	29.848	239.3	54:12.280							
18	1:48.104B	23.191	43.616	41.297	240.9	56:00.384							
<b>199</b>	<b>Aleksei KOMAROV</b> GRC Scuderia Praha Racing Ferrari 296 Challenge												
1	3:51.262	2:26.660	50.400	34.202	180.4	3:51.262							
2	1:36.859	24.481	42.738	29.640	225.6	5:28.121							
3	1:33.037	22.449	40.959	29.629	257.7	7:01.158							
4	1:32.418	22.469	40.511	29.438	259.6	8:33.576							
5	1:31.964	22.544	40.479	28.941	253.5	10:05.540							
6	1:32.450	22.544	40.485	29.421	254.7	11:37.990							
7	1:31.775	22.522	40.267	28.986	255.9	13:09.765							
8	1:31.481	22.258	39.968	29.255	249.9	14:41.246							
9	1:32.326	22.318	40.798	29.210	242.5	16:13.572							
10	1:32.795	22.550	40.489	29.756	250.5	17:46.367							
11	1:57.464B	24.488	43.870	49.106	168.7	19:43.831							