

FERRARI CHALLENGE SPIELBERG

Group B - Test 2

Sector Analysis

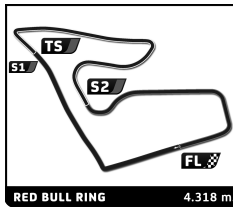
Invalidated Lap

Personal Best

Session Best

Crossing the pit lane

Table with columns: Lap, Time, Sector 1, Sector 2, Sector 3, T.Sp, Elapsed. Rows include drivers: Danilo DEL FAVERO, Herbert GEISS, MATT ROSNER, Anders BIDSTRUP, Jacob BIDSTRUP, and Nobuhiro IMADA.



FERRARI CHALLENGE SPIELBERG Group B - Test 2

Sector Analysis

Invalidated Lap

Personal Best

Session Best

Crossing the pit lane

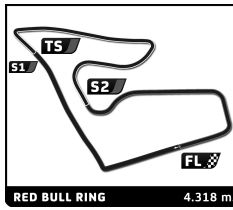
Table with 7 columns: Lap, Time, Sector 1, Sector 2, Sector 3, T.Spd, Elapsed. Rows 36-40.

Table for driver 74 Fernando MONJE. Includes driver name, team, and a detailed table of lap times and sectors.

Table for driver 75 Giacomo RINALDO. Includes driver name, team, and a detailed table of lap times and sectors.

Table for driver 92 Hendrik VIOL. Includes driver name, team, and a detailed table of lap times and sectors.

Table for driver 106 Ernst KIRCHMAYR. Includes driver name, team, and a detailed table of lap times and sectors.

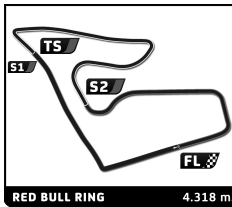


FERRARI CHALLENGE SPIELBERG

Group B - Test 2

Sector Analysis

Table with columns: Lap, Time, Sector 1, Sector 2, Sector 3, T.Spd, Elapsed. Includes driver profiles for Jean RYU (KOR), Henrik KAMSTRUP (DNK), Tibor VALINT (HUN), Ken SETO (JPN), and Sven SCHÖMER (DEU) with their respective lap times and sector data.



FERRARI CHALLENGE
SPIELBERG

Group B - Test 2

Sector Analysis

— Invalidated Lap

■ Personal Best

■ Session Best

B Crossing the pit lane

Lap	Time	Sector 1	Sector 2	Sector 3	T.Spd	Elapsed	Lap	Time	Sector 1	Sector 2	Sector 3	T.Spd	Elapsed
23	2:13.772 B	25.350	58.948	49.474	184.7	1:13:58.150							

189

Leon RIJNBEEK

NLD

Scuderia Feser-Graf

Ferrari 296 Challenge

1	3:53.724	2:18.442	55.374	39.908	147.7	3:53.724
2	2:02.472	30.616	55.715	36.141	150.9	5:56.196
3	1:50.180	26.381	48.530	35.269	193.4	7:46.376
4	1:52.066	26.407	50.329	35.330	175.9	9:38.442
5	1:54.750	30.431	48.858	35.461	170.3	11:33.192
6	1:48.154	25.668	47.682	34.804	195.9	13:21.346
7	1:47.498	25.486	47.942	34.070	192.0	15:08.844
8	1:48.386	26.972	47.518	33.896	198.8	16:57.230
9	1:46.131	25.279	47.155	33.697	207.3	18:43.361
10	1:44.976	24.908	46.936	33.132	217.8	20:28.337
11	1:44.096	24.607	46.436	33.053	218.7	22:12.433
12	1:59.954 B	24.728	49.214	46.012	187.3	24:12.387
13	15:04.741	...	53.009	35.042	135.4	39:17.128
14	1:49.239	25.893	49.121	34.225	201.4	41:06.367
15	1:47.967	25.295	48.293	34.379	190.7	42:54.334
16	1:58.375	28.830	52.215	37.330	176.2	44:52.709
17	2:25.002 B	29.542	1:02.249	53.211	118.4	47:17.711
18	57:34.321	...	53.546	39.361	144.0	1:44:52.032
19	1:57.784	27.897	54.237	35.650	139.8	1:46:49.816
20	1:50.223	26.638	48.955	34.630	186.3	1:48:40.039
21	1:47.782	26.051	48.005	33.726	195.5	1:50:27.821
22	1:45.329	24.950	46.838	33.541	197.0	1:52:13.150
23	1:45.467	24.834	47.445	33.188	202.2	1:53:58.617
24	1:44.782	24.957	46.966	32.859	192.7	1:55:43.399
25	1:43.788	24.689	46.087	33.012	211.0	1:57:27.187
26	1:43.669	24.531	46.322	32.816	211.4	1:59:10.856
27	1:42.856	24.289	45.916	32.651	214.3	2:00:53.712
28	1:54.554 B	24.476	46.614	43.464	211.4	2:02:48.266
29	3:16.929	1:56.799	47.526	32.604	162.8	2:06:05.195
30	1:41.775	24.144	45.105	32.526	220.5	2:07:46.970
31	<u>1:44.989</u>	24.215	<u>48.073</u>	32.701	231.0	2:09:31.959
32	1:59.864 B	24.445	49.705	45.714	211.4	2:11:31.823