

FERRARI CHALLENGE SPIELBERG

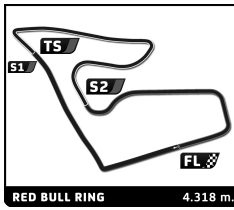
Group A - Test 2

Sector Analysis

Invalidated Lap Personal Best Session Best Crossing the pit lane

Table with columns: Lap, Time, Sector 1, Sector 2, Sector 3, T.Sp, Elapsed. Rows include driver details (Max MUGELLI, Paolo SCUDIERI, Lukas AZZATO, BORIS GIDEON) and their performance data across 34 laps.





FERRARI CHALLENGE SPIELBERG

Group A - Test 2

Sector Analysis

Invalidated Lap Personal Best Session Best Crossing the pit lane

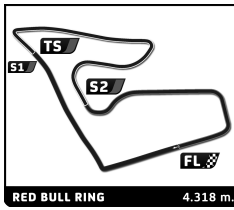
Table with 14 columns: Lap, Time, Sector 1, Sector 2, Sector 3, T.Spd, Elapsed. Rows 18-24.

Driver profile for Charles CHAN (HKG) in Formula Racing, Ferrari 296 Challenge. Includes lap times and sector data for laps 1-23.

Driver profile for Khaled BOODAI (KWT) in Rosscorsa, Ferrari 296 Challenge. Includes lap times and sector data for laps 1-21.

Driver profile for Friedrich MÜLLER (AUT) in Gohtm Motorsport - Engstler, Ferrari 296 Challenge. Includes lap times and sector data for laps 1-38.

Driver profile for Giuseppe RAMELLI (ITA) in Pellin Racing, Ferrari 296 Challenge. Includes lap times and sector data for laps 1-9.



FERRARI CHALLENGE SPIELBERG

Group A - Test 2

Sector Analysis

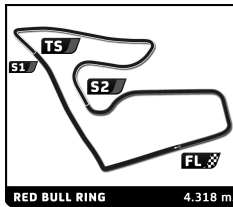
Table with 14 columns: Lap, Time, Sector 1, Sector 2, Sector 3, T.Spd, Elapsed. Contains lap data for drivers 10-24.

Driver profile for Fons SCHELTEMA (NLD). Includes number 177, team Kessel Racing, and a table of lap times for Ferrari 296 Challenge.

Driver profile for Carl RUNEFELT (SWE). Includes number 181, team Autoropa Racing, and a table of lap times for Ferrari 296 Challenge.

Driver profile for Alois MEIR (AUT). Includes number 180, team Gohm Motorsport - Engstler, and a table of lap times for Ferrari 296 Challenge.

Driver profile for Carl RUNEFELT (SWE). Includes number 181, team Autoropa Racing, and a table of lap times for Ferrari 296 Challenge.



FERRARI CHALLENGE  
SPIELBERG

Group A - Test 2

Sector Analysis

— Invalidated Lap    ■ Personal Best    ■ Session Best    B Crossing the pit lane

Lap	Time	Sector 1	Sector 2	Sector 3	T.Spd	Elapsed	Lap	Time	Sector 1	Sector 2	Sector 3	T.Spd	Elapsed
23	1:53.436	25.084	50.605	37.747	210.1	1:50:23.487	12	1:47.934	25.329	48.804	33.801	198.1	1:25:04.269
24	1:53.958	29.899	48.526	35.533	200.7	1:52:17.445	13	1:44.505	24.994	46.619	32.892	192.0	1:26:48.774
25	1:47.594	24.734	47.362	35.498	211.8	1:54:05.039	14	1:44.314	24.981	46.110	33.223	214.8	1:28:33.088
26	1:48.591	24.482	49.896	34.213	227.6	1:55:53.630	15	2:09.004 B	28.799	51.183	49.022	163.8	1:30:42.092
27	1:44.719	24.292	46.771	33.656	222.8	1:57:38.349	16	5:15.904	3:48.049	53.047	34.808	126.3	1:35:57.996
28	1:42.915	24.088	45.693	33.134	233.5	1:59:21.264	17	2:13.592 B	25.722	50.797	57.073	196.6	1:38:11.588
29	1:43.263	24.595	45.679	32.989	227.6	2:01:04.527	18	6:57.663	5:33.002	49.070	35.591	149.6	1:45:09.251

198 Eric CHEUNG		CAN				
Formula Racing		Ferrari 296 Challenge				
1	2:10.471	43.866	52.240	34.365	159.9	2:10.471
2	1:38.913	26.910	41.685	30.318	225.6	3:49.384
3	1:42.029 B	22.347	40.637	39.045	252.9	5:31.413
4	4:12.864	2:59.706	43.579	29.579	225.2	9:44.277
5	1:35.208	22.468	39.666	33.074	252.3	11:19.485
6	1:33.141	22.093	39.201	31.847	253.5	12:52.626
7	1:42.860	22.203	39.318	41.339	254.1	14:35.486
8	1:29.160	22.110	39.290	27.760	254.1	16:04.646
9	1:29.322	21.999	39.457	27.866	254.1	17:33.968
10	1:39.481 B	22.257	39.449	37.775	254.1	19:13.449
11	11:02.622	9:42.783	46.742	33.097	191.7	30:16.071
12	2:20.226 B	25.549	59.777	54.900	213.5	32:36.297
13	26:27.197	...	51.989	36.801	130.9	59:03.494
14	2:11.350 B	28.186	55.399	47.765	163.5	1:01:14.844
15	9:33.143	8:09.149	49.580	34.414	149.0	1:10:47.987
16	1:44.959	25.832	46.663	32.464	197.7	1:12:32.946
17	1:42.355	24.738	45.511	32.106	196.6	1:14:15.301
18	1:53.181 B	24.971	45.822	42.388	189.0	1:16:08.482
19	10:13.862	8:41.613	53.213	39.036	145.3	1:26:22.344
20	1:59.192	29.051	52.800	37.341	176.2	1:28:21.536
21	1:53.130	26.385	48.700	38.045	195.2	1:30:14.666
22	1:47.453	26.122	46.957	34.374	196.2	1:32:02.119
23	1:46.237	25.978	46.535	33.724	189.0	1:33:48.356
24	1:47.058	26.559	46.734	33.765	179.5	1:35:35.414
25	2:01.183 B	25.017	47.841	48.325	203.0	1:37:36.597
26	7:51.293	6:25.459	47.341	38.493	181.3	1:45:27.890
27	1:45.594	25.593	46.616	33.385	203.7	1:47:13.484
28	2:05.107	25.331	1:03.446	36.330	165.3	1:49:18.591
29	1:43.068	24.904	45.347	32.817	208.5	1:51:01.659
30	1:44.839	25.077	46.650	33.112	215.2	1:52:46.498
31	1:44.143	24.879	45.458	33.806	216.9	1:54:30.641
32	1:42.149	24.546	45.241	32.362	217.4	1:56:12.790
33	2:00.459 B	24.434	48.698	47.327	212.2	1:58:13.249

199 Aleksei KOMAROV		GRC				
Scuderia Praha Racing		Ferrari 296 Challenge				
1	12:13.586	...	47.029	29.950	161.1	12:13.586
2	1:31.427	22.514	40.618	28.295	255.9	13:45.013
3	1:29.635	22.113	39.676	27.846	255.9	15:14.648
4	1:31.561	22.111	41.072	28.378	250.5	16:46.209
5	1:31.045	22.013	39.769	29.263	253.5	18:17.254
6	1:50.977 B	23.807	45.608	41.562	191.7	20:08.231
7	55:58.107	...	59.289	39.990	139.3	1:16:06.338
8	1:50.543	26.679	49.353	34.511	193.1	1:17:56.881
9	1:47.064	26.077	47.223	33.764	181.9	1:19:43.945
10	1:45.365	25.378	46.841	33.146	197.0	1:21:29.310
11	1:47.025	25.423	48.311	33.291	174.8	1:23:16.335