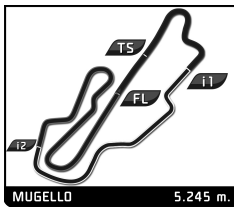

FERRARI CHALLENGE ASIA PACIFIC
MUGELLO
 Qualifying 1

Analysis

■ Personal Best ■ Session Best B Crossing the finish line in pit lane

Lap	Time	Sector 1	Sector 2	Sector 3	T. Spd	Elapsed	Lap	Time	Sector 1	Sector 2	Sector 3	T. Spd	Elapsed	
204	Philippe PRETTE							ITA						
Ferrari Hong Kong		488 Challenge												
1	7:01.796	5:22.848	41.313	57.635	122.0	7:01.796	5	2:18.765	29.167	45.431	1:04.167	269.3	25:10.152	
2	1:58.591	29.336	36.622	52.633	267.3	9:00.387	6	1:53.651	27.494	34.829	51.328	267.3	27:03.803	
3	1:53.738	27.444	35.092	51.202	268.0	10:54.125								
4	1:53.711	26.991	35.334	51.386	270.0	12:47.836								
5	2:39.891	B 27.298			269.3	15:27.727								
6	2:18.621	42.566	43.597	52.458	141.9	17:46.348								
7	1:54.567	27.196	34.946	52.425	270.0	19:40.915								
8	1:53.578	27.154	35.209	51.215	270.0	21:34.493								
9	2:01.366	27.186	35.975	58.205	270.7	23:35.859								
10	1:59.972	27.223	35.340	57.409	269.3	25:35.831								
11	1:53.332	27.253	34.918	51.161	269.3	27:29.163								
12	1:55.014	26.981	36.004	52.029	270.7	29:24.177								
13	1:53.390	27.148	35.071	51.171	269.3	31:17.567								
207	Ken SETO							JPN						
Rosso Scuderia		488 Challenge												
1	2:53.376	52.198	57.977	1:03.201	120.8	2:53.376								
2	2:02.208	28.985	38.236	54.987	266.7	4:55.584								
3	2:10.317	28.102	41.740	1:00.475	268.7	7:05.901								
4	1:57.435	27.866	36.484	53.085	269.3	9:03.336								
5	1:55.593	27.589	35.740	52.264	270.7	10:58.929								
6	1:56.029	27.507	35.523	52.999	270.0	12:54.958								
7	5:09.836	B 27.612	35.983	4:06.241	269.3	18:04.794								
212	Angie KING							PHL						
Autostrada Motore Manila		488 Challenge												
1	3:22.950	1:34.195	47.830	1:00.925	111.1	3:22.950								
2	2:00.875	29.873	37.641	53.361	238.4	5:23.825								
3	1:56.744	27.586	36.026	53.132	272.0	7:20.569								
4	1:56.434	27.596	36.826	52.012	270.7	9:17.003								
5	1:55.807	27.930	35.478	52.399	271.4	11:12.810								
6	2:52.567	B 29.258			246.0	14:05.377								
7	2:08.190	39.750	35.848	52.592	175.3	16:13.567								
8	1:54.394	27.270	35.223	51.901	271.4	18:07.961								
224	Go MAX							JPN						
M Auto		488 Challenge												
1	3:22.356	1:17.917	46.768	1:17.671	130.1	3:22.356								
2	1:57.094	28.625	36.725	51.744	252.9	5:19.450								
3	2:18.054	27.012	36.621	1:14.421	271.4	7:37.504								
4	2:11.919	32.902	41.459	57.558	172.0	9:49.423								
5	1:53.310	26.975	34.939	51.396	268.7	11:42.733								
6	9:17.755	B 26.958	35.797	8:15.000	269.3	21:00.488								
7	2:38.928	45.142	44.948	1:08.838	138.5	23:39.416								
8	2:05.482	31.251	37.454	56.777	211.4	25:44.898								
9	1:54.730	27.220	35.252	52.258	267.3	27:39.628								
10	1:54.422	27.300	35.336	51.786	269.3	29:34.050								
239	Huilin HAN							CHN						
CTF Beijing		488 Challenge												
1	16:46.377	...	58.099	1:05.866	138.6	16:46.377								
2	2:07.807	28.396	36.710	1:02.701	266.7	18:54.184								
3	2:03.326	31.600	35.915	55.811	269.3	20:57.510								
4	1:53.877	27.273	35.063	51.541	267.3	22:51.387								
248	Angelo NEGRO							ITA						
Ital Auto Shanghai		488 Challenge												
1	7:54.038					7:54.038								
2	1:58.572	28.823	37.091	52.658	264.7	9:52.610								
3	1:55.536	27.621	35.519	52.396	270.0	11:48.146								
4	1:56.893	27.343	35.943	53.607	268.7	13:45.039								
268	Yanbin XING							CHN						
CTF Beijing		488 Challenge												
1	3:09.830	1:13.272	47.309	1:09.249	130.0	3:09.830								
2	2:35.974	B 32.621			227.4	5:45.804								
3	2:35.573	53.446	38.472	1:03.655	83.3	8:21.377								
4	2:06.338	28.939	37.730	59.669	260.9	10:27.715								
5	1:56.363	27.741	35.617	53.005	266.0	12:24.078								
6	1:56.866	27.245	35.857	53.764	268.0	14:20.944								
7	3:03.124	B 30.667			227.8	17:24.068								
8	2:25.366	42.668	40.010	1:02.688	140.4	19:49.434								
9	1:55.865	27.387	35.965	52.513	266.0	21:45.299								
10	1:55.454	27.373	35.785	52.296	266.0	23:40.753								
269	Zen LOW							MYS						
Naza Italia Malaysia		488 Challenge												
1	3:04.223	1:06.493	51.537	1:06.193	141.2	3:04.223								
2	2:01.053	31.679	36.593	52.781	266.0	5:05.276								
3	1:59.290	27.639	36.204	55.447	267.3	7:04.566								
4	1:56.527	27.386	36.422	52.719	267.3	9:01.093								
5	1:54.918	27.338	35.552	52.028	268.7	10:56.011								
6	1:57.610	27.176	35.397	55.037	269.3	12:53.621								
7	2:25.144	28.607	45.226	1:11.311	245.5	15:18.765								
8	1:54.722	27.423	35.747	51.552	266.7	17:13.487								
9	5:39.142	B 27.377	39.289	4:32.476	267.3	22:52.629								
10	2:17.862	41.560	40.122	56.180	169.3	25:10.491								
11	2:06.242	27.508	41.091	57.643	265.4	27:16.733								
12	1:54.680	27.253	35.471	51.956	266.0	29:11.413								
288	Tiger WU							TWN						
Modena Motori Taiwan		488 Challenge												
1	2:50.625	1:06.807	44.457	59.361	151.3	2:50.625								
2	1:57.179	28.748	36.048	52.383	264.7	4:47.804								
3	8:20.073	B 28.053	35.011	7:17.009	268.0	13:07.877								
4	2:09.337	39.264	37.454	52.619	171.2	15:17.214								
5	1:54.823	27.748	35.182	51.893	264.7	17:12.037								
6	1:54.657	27.652	35.024	51.981	265.4	19:06.694								
7	1:55.143	27.646	35.586	51.911	267.3	21:01.837								
8	3:31.859	B 27.835			268.0	24:33.696								
9	2:09.874	38.882	35.523	55.469	171.4	26:43.570								
10	1:19.312	B 27.890			267.3	28:02.882								
500	Evan MAK							HKG						
Denker Guangzhou		488 Challenge												
1	5:56.641	B 3:44.475			120.7	5:56.641								
2	2:32.924	49.917	45.003	58.004	95.7	8:29.565								
3	2:01.250	28.778	37.885	54.587	270.0	10:30.815								
4	1:59.055	28.195	37.008	53.852	273.4	12:29.870								



FERRARI CHALLENGE ASIA PACIFIC

MUGELLO Qualifying 1

Analysis

■ Personal Best
 ■ Session Best
 ■ Crossing the finish line in pit lane

Lap	Time	Sector 1	Sector 2	Sector 3	T. Spd	Elapsed
5	1:57.538	27.728	36.522	53.288	271.4	14:27.408
6	4:14.145 B	31.399			226.9	18:41.553
7	2:28.696	51.319	42.099	55.278	124.0	21:10.249
8	2:01.382	27.802	37.106	56.474	272.0	23:11.631
9	1:59.199	27.672	36.698	54.829	270.7	25:10.830

508 Eric ZANG		CHN				
Denker Guangzhou		488 Challenge				
1	4:01.622	2:06.140	49.511	1:05.971	135.7	4:01.622
2	2:12.399	29.006	40.827	1:02.566	260.2	6:14.021
3	1:24.318 B	28.068			266.7	7:38.339
4	2:13.319	42.954	37.271	53.094	175.3	9:51.658
5	1:54.825	26.982	35.462	52.381	266.7	11:46.483
6	1:54.658	26.941	35.656	52.061	267.3	13:41.141
7	4:19.508 B	27.409			268.7	18:00.649
8	2:09.562	38.079	37.553	53.930	174.2	20:10.211
9	1:55.140	27.119	35.525	52.496	266.7	22:05.351
10	2:04.034	27.340	38.807	57.887	265.4	24:09.385
11	2:01.504	27.452	35.363	58.689	266.0	26:10.889
12	1:54.649	27.228	35.349	52.072	265.4	28:05.538

513 Makoto FUJIWARA		JPN				
Cornes Tokyo		488 Challenge				
1	3:23.735	58.190	52.429	1:33.116	138.6	3:23.735
2	2:02.140	30.396	38.767	52.977	247.1	5:25.875
3	1:55.801	27.682	35.637	52.482	267.3	7:21.676
4	15:10.411 B	28.879			266.7	22:32.087
5	2:17.753	41.299	40.836	55.618	154.1	24:49.840
6	1:55.447	27.824	35.303	52.320	262.8	26:45.287
7	2:02.378	27.406	38.587	56.385	268.0	28:47.665
8	1:56.098	27.670	35.660	52.768	263.4	30:43.763

517 Xi WANG		CHN				
Li Jun Hang Wuhan		488 Challenge				
1	4:22.845	2:33.306	46.828	1:02.711	133.3	4:22.845
2	2:09.349	32.043	40.568	56.738	252.9	6:32.194
3	2:03.420	29.238	38.697	55.485	269.3	8:35.614
4	2:02.106	28.614	37.972	55.520	272.0	10:37.720
5	2:02.050	28.491	38.090	55.469	269.3	12:39.770
6	6:58.156 B	34.081			222.2	19:37.926

523 Hideo HONDA		JPN				
Cornes Nagoya		488 Challenge				
1	3:07.131	1:07.108	51.889	1:08.134	115.6	3:07.131
2	2:09.723	31.156	40.022	58.545	262.8	5:16.854
3	2:02.018	28.402	37.656	55.960	270.0	7:18.872
4	2:04.512	28.773	39.811	55.928	268.0	9:23.384
5	2:02.067	28.403	37.739	55.925	268.7	11:25.451
6	2:01.687	28.873	37.287	55.527	269.3	13:27.138
7	2:00.654	28.467	37.154	55.033	265.4	15:27.792
8	2:00.924	27.795	38.445	54.684	271.4	17:28.716
9	1:59.938	28.544	37.020	54.374	267.3	19:28.654
10	1:59.607	28.431	37.143	54.033	269.3	21:28.261

526 Tadakazu KOJIMA		JPN				
Rosso Scuderia		488 Challenge				
1	2:51.318	50.527	58.565	1:02.226	113.3	2:51.318

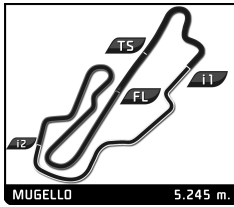
Lap	Time	Sector 1	Sector 2	Sector 3	T. Spd	Elapsed
2	2:03.245	30.225	38.514	54.506	249.4	4:54.563
3	2:10.495	28.493	41.820	1:00.182	272.7	7:05.058
4	1:57.421	28.016	36.335	53.070	272.7	9:02.479
5	1:54.591	27.237	35.422	51.932	273.4	10:57.070
6	1:55.213	27.619	35.502	52.092	274.8	12:52.283
7	1:54.279	27.313	35.297	51.669	273.4	14:46.562
8	1:54.091	27.185	35.144	51.762	272.0	16:40.653
9	2:02.409	28.221	35.031	59.157	245.5	18:43.062
10	7:11.195 B	26.985	35.766	6:08.444	273.4	25:54.257
11	2:08.698	40.894	35.714	52.090	162.4	28:02.955
12	1:55.294	27.149	35.245	52.900	272.0	29:58.249
13	1:53.487	26.997	35.237	51.253	272.0	31:51.736

527 Grant BAKER		NZL				
Continental Cars Auckland		488 Challenge				
1	4:40.241	2:46.865	47.599	1:05.777	124.9	4:40.241
2	2:04.770	29.922	38.577	56.271	260.2	6:45.011
3	1:58.486	28.077	36.769	53.640	267.3	8:43.497
4	1:57.862	27.748	36.353	53.761	270.0	10:41.359
5	1:57.167	27.409	36.412	53.346	269.3	12:38.526
6	3:23.313 B	30.204			239.5	16:01.839
7	2:17.740	44.064	39.417	54.259	141.9	18:19.579
8	1:59.395	27.970	37.396	54.029	268.0	20:18.974
9	1:59.519	27.565	37.080	54.874	266.7	22:18.493
10	1:58.923	27.652	36.586	54.685	267.3	24:17.416
11	1:57.735	27.916	36.359	53.460	267.3	26:15.151
12	1:56.740	27.520	36.039	53.181	267.3	28:11.891

528 Charles CHAN		HKG				
Ferrari Hong Kong		488 Challenge				
1	6:03.188	4:15.480	45.156	1:02.552	55.2	6:03.188
2	1:59.641	29.182	36.871	53.588	267.3	8:02.829
3	1:54.559	27.421	35.235	51.903	266.7	9:57.388
4	1:53.968	27.204	35.134	51.630	270.7	11:51.356

549 David DICKER		NZL				
Continental Cars Auckland		488 Challenge				
1	4:09.300	2:19.250	45.629	1:04.421	125.0	4:09.300
2	2:05.848	30.973	38.931	55.944	259.6	6:15.148
3	1:59.392	27.985	37.256	54.151	269.3	8:14.540
4	1:57.605	27.825	36.275	53.505	267.3	10:12.145
5	8:06.744 B	27.620			268.7	18:18.889
6	2:32.209	50.049	42.466	59.694	100.6	20:51.098
7	1:57.919	28.028	36.636	53.255	268.0	22:49.017
8	2:08.095	28.236	43.514	56.345	266.0	24:57.112

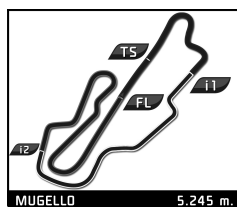
557 Andrew MOON		KOR				
Forza Motors Korea		488 Challenge				
1	3:27.339	1:35.630	52.046	59.663	131.5	3:27.339
2	2:01.022	29.090	37.658	54.274	266.0	5:28.361
3	1:59.213	28.296	36.974	53.943	270.0	7:27.574
4	1:59.999	28.382	37.521	54.096	268.0	9:27.573
5	1:58.358	27.925	36.804	53.629	267.3	11:25.931
6	5:02.728 B	28.967			268.0	16:28.659
7	2:07.392	36.847	36.614	53.931	181.8	18:36.051
8	1:57.540	27.819	36.568	53.153	266.7	20:33.591
9	1:56.350	27.646	36.060	52.644	267.3	22:29.941


FERRARI CHALLENGE ASIA PACIFIC
MUGELLO
 Qualifying 1

Analysis

■ Personal Best ■ Session Best B Crossing the finish line in pit lane

Lap	Time	Sector 1	Sector 2	Sector 3	T. Spd	Elapsed	Lap	Time	Sector 1	Sector 2	Sector 3	T. Spd	Elapsed
558 Kent CHEN TWN Modena Motori Taiwan 488 Challenge													
1	3:30.351	1:34.543	52.913	1:02.895	130.4	3:30.351							
2	2:03.481	29.200	38.874	55.407	254.7	5:33.832							
3	1:59.440	28.390	37.308	53.742	269.3	7:33.272							
4	1:59.400	28.058	36.901	54.441	268.0	9:32.672							
5	2:01.885	28.099	37.138	56.648	268.0	11:34.557							
6	1:59.022	27.874	37.030	54.118	269.3	13:33.579							
7	1:57.951	28.073	36.345	53.533	266.7	15:31.530							
8	4:43.630B	27.976			268.0	20:15.160							
9	2:16.810	40.733	37.404	58.673	136.5	22:31.970							
10	2:04.082	28.321	38.932	56.829	262.1	24:36.052							
11	2:00.102	28.149	37.027	54.926	264.7	26:36.154							
599 Kanthicha CHIMSIRI THA Cavallino Motors Bangkok 488 Challenge													
1	3:52.275	1:31.302	1:05.254	1:15.719	112.1	3:52.275							
2	2:31.396	34.882	48.909	1:07.605	208.9	6:23.671							
3	2:10.354	30.935	40.931	58.488	264.1	8:34.025							
4	3:12.077B	30.754	40.135	2:01.188	265.4	11:46.102							
5	2:19.052	43.399	38.850	56.803	150.8	14:05.154							
6	2:07.685	29.273	39.877	58.535	263.4	16:12.839							
7	2:05.381	29.913	39.076	56.392	262.8	18:18.220							
8	2:05.493	29.016	39.637	56.840	262.8	20:23.713							
9	2:03.876	30.119	38.002	55.755	255.3	22:27.589							
10	2:03.364	29.188	38.350	55.826	262.8	24:30.953							
568 Liang Bo YAO CHN CTF Beijing 488 Challenge													
1	3:35.580	1:31.865	53.804	1:09.911	120.0	3:35.580							
2	2:21.227	38.833	43.234	59.160	187.5	5:56.807							
3	2:06.880	29.588	39.814	57.478	265.4	8:03.687							
4	2:04.728	29.260	39.332	56.136	264.7	10:08.415							
5	2:06.557	28.948	40.175	57.434	264.7	12:14.972							
6	2:01.148	28.339	37.822	54.987	266.7	14:16.120							
7	2:03.798	28.724	39.275	55.799	266.0	16:19.918							
8	2:01.447	28.416	38.079	54.952	264.1	18:21.365							
9	2:02.253	28.487	37.849	55.917	264.1	20:23.618							
10	2:01.262	28.584	37.648	55.030	264.1	22:24.880							
11	2:00.057	28.290	37.268	54.499	263.4	24:24.937							
12	2:04.334	28.524	38.814	56.996	266.0	26:29.271							
807 James WONG HKG Ferrari Hong Kong 458 Challenge EVO													
1	4:48.488	2:45.177	55.243	1:08.068	114.8	4:48.488							
2	2:29.673	40.532	47.765	1:01.376	198.5	7:18.161							
3	3:25.983B	32.158	46.232	2:07.593	260.2	10:44.144							
4	2:30.367	49.847	42.458	58.062	85.0	13:14.511							
5	2:07.396	30.053	40.827	56.516	261.5	15:21.907							
6	2:04.928	29.400	39.142	56.386	261.5	17:26.835							
811 Paul WONG HKG Ferrari Hong Kong 458 Challenge EVO													
1	3:45.688	1:43.163	51.412	1:11.113	126.9	3:45.688							
2	2:20.489	37.789	42.806	59.894	185.9	6:06.177							
3	2:10.219	30.500	38.331	1:01.388	257.1	8:16.396							
4	2:00.908	28.756	37.308	54.844	255.9	10:17.304							
5	1:59.972	28.075	37.269	54.628	264.7	12:17.276							
6	3:02.084B	28.953			265.4	15:19.360							
7	2:16.380	42.455	38.870	55.055	152.8	17:35.740							
8	2:01.844	27.996	38.417	55.431	266.0	19:37.584							
9	2:00.022	28.351	37.101	54.570	266.0	21:37.606							
10	1:59.420	27.872	37.212	54.336	266.7	23:37.026							
812 Sky CHEN CHN Cornes Osaka 458 Challenge EVO													
1	3:42.737	1:44.407	50.893	1:07.437	143.0	3:42.737							
2	2:18.969	33.263	45.593	1:00.113	212.6	6:01.706							
3	2:07.113	30.288	40.880	55.945	255.9	8:08.819							
4	2:00.634	28.268	37.880	54.486	268.0	10:09.453							
5	2:04.280	28.532	39.873	55.875	268.7	12:13.733							
6	1:59.424	27.786	37.583	54.055	266.0	14:13.157							
7	2:01.863	28.444	37.226	56.193	267.3	16:15.020							
8	2:28.967B	29.001			264.7	18:43.987							
9	2:14.796	42.993	37.267	54.536	166.7	20:58.783							
10	2:00.949	28.088	37.909	54.952	268.0	22:59.732							
11	2:00.522	28.059	37.733	54.730	266.7	25:00.254							
12	1:58.837	27.952	37.067	53.818	267.3	26:59.091							
13	1:58.984	27.781	36.974	54.229	267.3	28:58.075							
14	1:58.819	27.817	37.026	53.976	264.7	30:56.894							
822 Tamotsu KONDO JPN Auto Cavallino Kobe 458 Challenge EVO													
1	3:37.275	1:33.387	56.231	1:07.657	108.2	3:37.275							
2	2:13.967	36.255	40.389	57.323	195.3	5:51.242							



FERRARI CHALLENGE ASIA PACIFIC

MUGELLO Qualifying 1

Analysis

■ Personal Best
 ■ Session Best
 ■ B Crossing the finish line in pit lane

Lap	Time	Sector 1	Sector 2	Sector 3	T. Spd	Elapsed	Lap	Time	Sector 1	Sector 2	Sector 3	T. Spd	Elapsed
3	2:00.117	28.257	37.333	54.527	263.4	7:51.359							
4	2:09.405	29.782	42.023	57.600	260.2	10:00.764							
5	1:57.367	27.583	36.253	53.531	264.7	11:58.131							
6	1:57.908	27.364	36.812	53.732	263.4	13:56.039							
7	6:35.947 B	34.344			188.5	20:31.986							
8	2:31.972	43.417	43.148	1:05.407	138.6	23:03.958							
9	2:19.887	27.816	36.335	1:15.736	260.2	25:23.845							
10	1:58.092	27.764	36.240	54.088	260.9	27:21.937							
11	2:06.657	31.544	40.541	54.572	215.1	29:28.594							
12	1:58.186	27.634	36.842	53.710	264.1	31:26.780							

836 Sam LOK				HKG		
Ferrari Hong Kong				458 Challenge EVO		
1	3:49.583	1:53.317	48.830	1:07.436	116.6	3:49.583
2	2:15.065	32.493	41.770	1:00.802	249.4	6:04.648
3	2:06.403	29.999	39.643	56.761	266.7	8:11.051
4	2:04.328	29.100	38.357	56.871	268.7	10:15.379
5	2:01.518	28.801	37.808	54.909	268.7	12:16.897
6	2:01.118	28.440	38.221	54.457	268.7	14:18.015
7	2:46.332 B	29.580			266.0	17:04.347
8	2:15.154	41.263	38.239	55.652	136.0	19:19.501
9	2:00.459	28.437	37.305	54.717	266.0	21:19.960
10	2:01.395	28.357	38.251	54.787	266.0	23:21.355
11	2:00.440	28.080	37.578	54.782	266.0	25:21.795
12	1:59.777	28.201	37.136	54.440	266.7	27:21.572

886 Min XIAO				CHN		
CTF Beijing				458 Challenge EVO		
1	4:02.233	2:11.734	47.172	1:03.327	129.8	4:02.233
2	2:13.682	30.871	42.014	1:00.797	259.0	6:15.915
3	2:03.201	28.978	38.921	55.302	264.7	8:19.116
4	2:00.384	28.488	37.701	54.195	266.0	10:19.500
5	2:01.189	28.311	37.914	54.964	266.7	12:20.689
6	2:04.616	28.447	37.498	58.671	265.4	14:25.305
7	2:07.136	28.557	39.197	59.382	264.1	16:32.441
8	2:01.551	28.468	37.531	55.552	264.7	18:33.992
9	2:08.825	28.691	43.303	56.831	262.8	20:42.817
10	2:00.041	28.426	37.394	54.221	264.1	22:42.858

888 Martin BERRY				AUS		
Ital Auto Singapore				458 Challenge EVO		
1	3:38.720	1:52.408	44.278	1:02.034	137.8	3:38.720
2	3:40.103 B	31.126	39.643	2:29.334	241.6	7:18.823
3	2:15.702	40.062	38.303	57.337	162.2	9:34.525
4	1:56.661	27.697	35.789	53.175	268.7	11:31.186
5	1:55.701	27.391	35.445	52.865	269.3	13:26.887
6	1:55.574	27.212	35.932	52.430	268.0	15:22.461