

# FERRARI CHALLENGE NORTH AMERICA

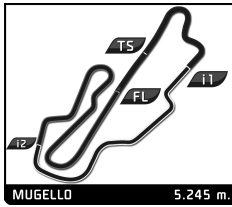
## MUGELLO

### Race 2

### Analysis

■ Personal Best  
 ■ Session Best  
 ■ Crossing the finish line in pit lane

Lap	Time	Sector 1	Sector 2	Sector 3	T. Spd	Elapsed	Lap	Time	Sector 1	Sector 2	Sector 3	T. Spd	Elapsed
<b>106</b>	<b>Joel WEINBERGER</b> USA												
Continental AutoSports						488 Challenge							
1	1:59.962	31.914	36.236	51.812		1:59.962	13	1:56.276	27.549	35.908	52.819	276.9	26:48.929
2	1:54.832	27.232	35.633	51.967	278.4	3:54.794	14	1:56.359	27.716	35.969	52.674	276.2	28:45.288
3	1:55.023	27.375	35.564	52.084	276.9	5:49.817	15	1:56.289	27.735	35.981	52.573	276.9	30:41.577
<b>107</b>	<b>Martin FUENTES</b> MEX												
Scuderia Corsa - Ferrari Silicon Valley						488 Challenge							
1	1:59.275	31.620	36.018	51.637		1:59.275	1	2:05.324	34.935	37.230	53.159		2:05.324
2	1:54.741	27.028	35.775	51.938	276.9	3:54.016	2	1:57.176	28.092	36.530	52.554	279.8	4:02.500
3	1:53.866	27.105	35.311	51.450	275.5	5:47.882	3	1:56.945	27.859	36.309	52.777	277.6	5:59.445
4	2:09.617	27.204	35.358	1:07.055	276.2	7:57.499	4	1:58.829	29.215	36.611	53.003	279.1	7:58.274
5	2:29.442	37.935	38.935	1:12.572	186.9	10:26.941	5	2:25.935	29.052	43.249	1:13.634	247.7	10:24.209
6	2:59.001	44.124	58.072	1:16.805	155.6	13:25.942	6	2:58.600	44.604	57.671	1:16.325	162.9	13:22.809
7	1:57.406	27.145	36.605	53.656	276.2	15:23.348	7	1:57.330	28.073	36.585	52.672	277.6	15:20.139
8	1:54.580	27.163	35.400	52.017	274.8	17:17.928	8	1:57.015	27.667	36.174	53.174	276.9	17:17.154
9	1:56.404	27.224	36.489	52.691	278.4	19:14.332	9	1:58.053	27.631	36.899	53.523	276.9	19:15.207
10	1:55.242	27.548	35.817	51.877	275.5	21:09.574	10	1:57.735	27.777	36.838	53.120	276.2	21:12.942
11	1:54.172	27.050	35.555	51.567	279.1	23:03.746	11	1:57.354	27.993	36.487	52.874	276.9	23:10.296
12	1:55.373	27.355	36.310	51.708	277.6	24:59.119	12	1:57.813	28.084	36.499	53.230	273.4	25:08.109
13	1:54.768	27.348	35.530	51.890	274.8	26:53.887	13	1:56.986	27.793	36.386	52.807	274.8	27:05.095
14	1:54.586	27.205	35.648	51.733	276.2	28:48.473	14	1:57.631	27.738	36.646	53.247	273.4	29:02.726
15	1:54.387	27.191	35.393	51.803	275.5	30:42.860	15	1:58.301	28.040	36.632	53.629	274.8	31:01.027
<b>111</b>	<b>Peter LUDWIG</b> USA												
Wilde World of Cars						488 Challenge							
1	1:57.111	30.532	35.320	51.259		1:57.111	1	2:06.642	35.755	37.384	53.503		2:06.642
2	1:53.382	27.151	35.052	51.179	273.4	3:50.493	2	1:57.537	27.734	36.503	53.300	273.4	4:04.179
3	1:53.901	27.289	35.095	51.517	274.1	5:44.394	3	1:56.999	27.711	36.059	53.229	275.5	6:01.178
4	1:54.350	27.440	35.198	51.712	274.1	7:38.744	4	2:01.092	29.083	37.983	54.026	274.8	8:02.270
5	2:38.122	37.484	48.517	1:12.121	181.8	10:16.866	5	2:22.938	28.800	40.705	1:13.433	262.1	10:25.208
6	3:00.103	45.565	57.786	1:16.752	141.9	13:16.969	6	2:59.330	44.532	57.808	1:16.990	162.7	13:24.538
7	1:53.366	27.273	35.113	50.980	272.0	15:10.335	7	1:59.301	27.956	36.902	54.443	272.7	15:23.839
8	1:53.698	27.236	35.123	51.339	272.7	17:04.033	8	1:57.264	27.784	36.362	53.118	273.4	17:21.103
9	1:53.913	27.317	35.276	51.320	273.4	18:57.946	9	1:57.133	27.762	36.203	53.168	273.4	19:18.236
10	1:54.215	27.560	35.210	51.445	273.4	20:52.161	10	1:56.661	27.491	36.042	53.128	273.4	21:14.897
11	1:53.687	27.159	35.057	51.471	274.1	22:45.848	11	1:57.410	27.649	36.389	53.372	275.5	23:12.307
12	1:54.616	27.337	35.234	52.045	274.1	24:40.464	12	1:57.447	27.726	36.216	53.505	274.8	25:09.754
13	1:54.449	27.192	35.357	51.900	274.1	26:34.913	13	1:57.932	27.934	36.296	53.702	272.7	27:07.686
14	1:54.890	27.447	35.635	51.808	274.8	28:29.803	14	1:58.997	27.817	36.406	54.774	275.5	29:06.683
15	1:55.293	27.492	35.753	52.048	274.1	30:25.096	15	1:59.644	28.038	36.793	54.813	274.8	31:06.327
<b>113</b>	<b>Marc MUZZO</b> CAN												
Ferrari of Ontario						488 Challenge							
1	2:01.200	32.588	36.347	52.265		2:01.200	1	2:02.993	33.044	36.719	53.230		2:02.993
2	1:55.936	27.741	36.027	52.168	269.3	3:57.136	2	1:56.434	27.764	36.082	52.588	276.9	3:59.427
3	1:55.250	27.375	35.841	52.034	276.9	5:52.386	3	1:56.103	27.516	35.943	52.644	276.2	5:55.530
4	1:55.625	27.408	35.939	52.278	276.9	7:48.011	4	1:57.007	27.654	36.223	53.130	274.8	7:52.537
5	2:32.860	30.771	48.670	1:13.419	274.8	10:20.871	5	2:29.531	27.984	48.217	1:13.330	274.8	10:22.068
6	2:58.208	44.421	57.776	1:16.011	154.1	13:19.079	6	2:58.239	44.451	57.806	1:15.982	156.5	13:20.307
7	1:55.628	27.524	35.806	52.298	274.8	15:14.707	7	1:56.617	27.625	36.273	52.719	275.5	15:16.924
8	1:55.236	27.463	35.602	52.171	274.8	17:09.943	8	1:56.457	27.778	36.137	52.542	273.4	17:13.381
9	1:55.837	27.564	35.920	52.353	276.2	19:05.780	9	1:56.773	27.603	36.179	52.991	275.5	19:10.154
10	1:55.974	27.449	35.987	52.538	275.5	21:01.754	10	1:56.635	27.747	36.264	52.624	273.4	21:06.789
11	1:55.364	27.539	35.703	52.122	276.9	22:57.118	11	1:56.518	27.850	36.201	52.467	274.1	23:03.307
12	1:55.535	27.399	35.700	52.436	277.6	24:52.653	12	1:57.539	27.540	37.082	52.917	274.8	25:00.846
							13	1:57.043	27.795	36.254	52.994	276.2	26:57.889
							14	1:57.670	27.950	36.451	53.269	274.1	28:55.559
							15	1:58.335	27.892	36.842	53.601	275.5	30:53.894



# FERRARI CHALLENGE NORTH AMERICA

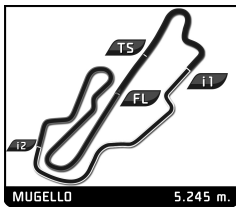
## MUGELLO

### Race 2

### Analysis

Personal Best    Session Best    B Crossing the finish line in pit lane

Lap	Time	Sector 1	Sector 2	Sector 3	T. Spd	Elapsed	Lap	Time	Sector 1	Sector 2	Sector 3	T. Spd	Elapsed	
<b>170</b>	<b>Cooper MACNEIL</b> USA							1	2:01.236	32.281	36.233	52.722		2:01.236
	Scuderia Corsa - Ferrari Silicon Valley 488 Challenge							2	1:55.461	27.305	35.875	52.281	272.7	3:56.697
	1	1:58.838	31.282	35.691	51.865		3	1:55.164	27.338	35.700	52.126	274.1	5:51.861	
	2	<b>1:53.800</b>	27.056	<b>35.287</b>	51.457	276.9	4	1:55.457	27.361	35.951	52.145	274.1	7:47.318	
	3	1:53.971	27.026	35.421	51.524	274.8	5	2:32.720	30.657	48.853	1:13.210	272.0	10:20.038	
	4	1:54.665	27.049	35.644	51.972	275.5	6	2:58.393	44.076	57.899	1:16.418	154.5	13:18.431	
	5	2:37.988	36.191	48.775	1:13.022	206.9	7	1:55.575	27.505	35.927	52.143	274.8	15:14.006	
	6	2:58.541	44.401	57.829	1:16.311	153.8	8	1:55.409	27.276	35.699	52.434	274.1	17:09.415	
	7	1:54.383	27.070	35.671	51.642	275.5	9	1:55.925	27.362	35.920	52.643	274.1	19:05.340	
	8	1:54.133	27.279	35.524	<b>51.330</b>	276.2	10	<b>1:54.948</b>	<b>27.151</b>	35.918	<b>51.879</b>	272.7	21:00.288	
	9	1:54.460	27.101	35.303	52.056	276.2	11	1:55.634	27.447	35.868	52.319	273.4	22:55.922	
	10	1:54.442	27.151	35.557	51.734	276.2	12	1:55.561	27.397	35.851	52.313	273.4	24:51.483	
	11	1:54.533	27.097	35.683	51.753	275.5	13	1:55.629	27.323	<b>35.632</b>	52.674	272.7	26:47.112	
	12	1:53.878	26.980	35.438	51.460	276.9	14	1:56.478	27.772	35.995	52.711	272.7	28:43.590	
	13	1:53.995	27.058	35.457	51.480	276.2	15	1:56.009	27.506	35.909	52.594	272.7	30:39.599	
	14	1:54.139	<b>26.954</b>	35.606	51.579	278.4								
	15	1:55.041	27.281	35.667	52.093	276.9								
<b>199</b>	<b>Wei LU</b> CAN							1	2:12.990	38.592	39.196	55.202		2:12.990
	Ferrari of Vancouver 488 Challenge							2	2:01.842	28.370	38.249	55.223	276.9	4:14.832
	1	1:58.182	30.988	35.691	51.503		3	2:03.132	29.032	38.825	55.275	251.7	6:17.964	
	2	1:53.988	27.216	35.279	51.493	273.4	4	2:02.456	<b>28.277</b>	37.984	56.195	275.5	8:20.420	
	3	<b>1:53.664</b>	27.194	<b>35.156</b>	51.314	273.4	5	2:09.466	28.861	38.495	1:02.110	268.7	10:29.886	
	4	1:54.348	27.270	35.462	51.616	274.1	6	2:59.014	43.600	58.723	1:16.691	133.2	13:28.900	
	5	2:37.746	36.564	48.620	1:12.562	194.2	7	2:01.370	28.422	<b>37.517</b>	55.431	276.2	15:30.270	
	6	2:59.397	45.257	57.839	1:16.301	142.7	8	2:01.886	28.442	38.096	55.348	278.4	17:32.156	
	7	1:54.547	27.306	35.614	51.627	274.1	9	<b>2:00.550</b>	28.277	37.892	<b>54.381</b>	277.6	19:32.706	
	8	1:53.837	27.127	35.435	<b>51.275</b>	274.8	10	2:02.041	28.536	38.204	55.301	276.2	21:34.747	
	9	1:54.619	27.170	35.226	<b>52.223</b>	274.1	11	2:02.017	28.322	38.034	55.661	276.9	23:36.764	
	10	1:54.084	27.138	35.199	51.747	273.4	12	2:03.779	29.101	38.516	56.162	276.2	25:40.543	
	11	1:54.093	27.131	35.259	51.703	274.8	13	2:03.543	28.410	38.511	56.622	274.8	27:44.086	
	12	1:54.039	27.182	35.245	51.612	275.5	14	2:04.878	28.933	39.251	56.694	274.8	29:48.964	
	13	1:54.106	27.077	35.414	51.615	275.5	15	2:06.202	29.391	39.774	57.037	274.8	31:55.166	
	14	1:54.256	<b>27.069</b>	35.442	51.745	276.9								
	15	1:54.525	27.193	35.421	51.911	277.6								
<b>404</b>	<b>Dave MUSIAL</b> USA							1	2:04.580	34.575	36.665	53.340		2:04.580
	Lake Forest Sportscars 488 Challenge							2	1:57.412	27.691	36.260	53.461	274.1	4:01.992
	1	2:05.654	35.299	37.413	52.942		3	<b>1:56.923</b>	<b>27.450</b>	<b>36.146</b>	<b>53.327</b>	272.7	5:58.915	
	2	1:57.529	28.076	36.839	<b>52.614</b>	278.4								
	3	<b>1:56.812</b>	28.050	36.016	52.746	277.6								
	4	2:04.197	29.960	37.328	56.909	279.1								
	5	2:21.862	30.147	38.669	1:13.046	219.5								
	6	2:59.735	44.284	57.959	1:17.492	167.7								
	7	1:58.838	28.702	36.385	53.751	257.8								
	8	1:57.102	28.164	36.212	52.726	277.6								
	9	1:57.916	28.090	36.472	53.354	279.1								
	10	1:57.331	28.119	<b>35.909</b>	53.303	278.4								
	11	1:57.604	28.172	36.264	53.168	277.6								
	12	1:57.649	28.314	36.250	53.085	276.9								
	13	1:57.531	28.007	36.355	53.169	278.4								
	14	1:57.592	<b>27.856</b>	36.580	53.156	277.6								
	15	1:59.299	28.574	36.837	53.888	277.6								
<b>411</b>	<b>Karl WILLIAMS</b> USA							1	2:02.385	32.801	36.603	52.981		2:02.385
	Scuderia Corsa - Ferrari Beverly Hills 488 Challenge							2	1:55.814	27.509	35.914	52.391	274.1	3:58.199
	1	1:57.604	28.172	36.264	53.168	277.6	3	1:55.465	27.507	<b>35.716</b>	52.242	276.9	5:53.664	
	2	1:57.649	28.314	36.250	53.085	276.9	4	<b>1:55.249</b>	<b>27.221</b>	35.765	52.263	276.2	7:48.913	
	3	1:57.531	28.007	36.355	53.169	278.4	5	2:32.513	30.336	48.583	1:13.594	276.2	10:21.426	
	4	1:57.592	<b>27.856</b>	36.580	53.156	277.6	6	2:58.098	44.513	57.749	1:15.836	159.5	13:19.524	
	5	1:59.299	28.574	36.837	53.888	277.6	7	1:55.545	27.429	35.979	<b>52.137</b>	276.2	15:15.069	
	6	1:55.887	27.545	35.928	52.414	276.2	8	1:55.887	27.545	35.928	52.414	276.2	17:10.956	
	7	1:55.619	27.494	35.767	52.358	276.9	9	1:55.619	27.494	35.767	52.358	276.9	19:06.575	



# FERRARI CHALLENGE NORTH AMERICA

## MUGELLO

### Race 2

### Analysis

■ Personal Best ■ Session Best B Crossing the finish line in pit lane

Lap	Time	Sector 1	Sector 2	Sector 3	T. Spd	Elapsed	Lap	Time	Sector 1	Sector 2	Sector 3	T. Spd	Elapsed
10	1:56.062	27.446	35.997	52.619	276.9	21:02.637	13	2:00.025	28.149	37.322	54.554	268.0	27:26.529
11	1:55.966	27.623	36.008	52.335	276.9	22:58.603	14	2:00.328	28.439	37.695	54.194	267.3	29:26.857
12	2:00.814	27.601	35.757	57.456	277.6	24:59.417	15	1:59.946	28.266	37.577	54.103	268.0	31:26.803
13	1:57.527	27.736	36.299	53.492	272.7	26:56.944							
14	1:57.948	27.675	36.249	54.024	275.5	28:54.892							
15	1:57.920	27.737	36.509	53.674	274.1	30:52.812							

<b>703</b> Francesco PIOVANETTI <span style="float:right">PRI</span>						
Ferrari of Ft. Lauderdale						458 Challenge EVO
1	2:07.644	36.692	37.452	53.500		2:07.644
2	<b>1:58.176</b>	28.062	36.653	<b>53.461</b>	268.0	4:05.820
3	1:59.338	<b>28.026</b>	37.179	54.133	268.0	6:05.158
4	2:02.478	28.330	37.367	56.781	266.7	8:07.636
5	2:20.333	31.499	40.069	1:08.765	221.8	10:27.969
6	2:59.242	44.310	57.946	1:16.986	149.8	13:27.211
7	1:58.712	28.168	36.777	53.767	267.3	15:25.923
8	1:58.931	28.109	<b>36.604</b>	54.218	267.3	17:24.854
9	1:59.615	28.265	37.074	54.276	266.7	19:24.469
10	1:59.733	28.252	37.055	54.426	265.4	21:24.202
11	1:59.839	28.250	37.421	54.168	265.4	23:24.041
12	1:59.383	28.168	37.301	53.914	268.0	25:23.424
13	1:59.116	28.130	37.083	53.903	267.3	27:22.540
14	2:00.531	28.225	37.528	54.778	269.3	29:23.071
15	2:01.010	28.484	37.825	54.701	266.7	31:24.081

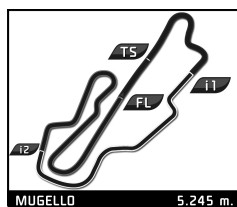
<b>708</b> John BOYD <span style="float:right">USA</span>						
Ferrari of Denver						458 Challenge EVO
1	2:07.349	36.341	37.409	53.599		2:07.349
2	<b>1:57.596</b>	27.892	<b>36.440</b>	<b>53.264</b>	270.7	4:04.945
3	1:58.030	<b>27.797</b>	36.486	53.747	270.0	6:02.975
4	2:02.210	28.215	37.864	56.131	268.7	8:05.185
5	2:22.119	30.763	39.110	1:12.246	215.1	10:27.304
6	2:59.355	44.221	58.021	1:17.113	153.2	13:26.659
7	1:58.545	28.228	36.575	53.742	269.3	15:25.204
8	1:58.360	28.149	36.579	53.632	270.7	17:23.564
9	1:58.344	27.982	36.675	53.687	268.7	19:21.908
10	1:59.094	27.982	37.108	54.004	267.3	21:21.002
11	1:58.969	27.942	37.005	54.022	268.0	23:19.971
12	1:59.460	28.080	37.131	54.249	268.0	25:19.431
13	1:59.197	28.222	37.202	53.773	267.3	27:18.628
14	1:59.381	28.161	37.204	54.016	268.0	29:18.009
15	2:00.340	28.183	37.260	54.897	267.3	31:18.349

<b>709</b> Oscar PARADES-ARROYO <span style="float:right">MEX</span>						
Scuderia Corsa - Ferrari Westlake						458 Challenge EVO
1	2:10.041	37.753	38.569	53.719		2:10.041
2	1:58.466	28.065	36.931	<b>53.470</b>	268.7	4:08.507
3	<b>1:58.284</b>	<b>27.990</b>	<b>36.728</b>	53.566	268.7	6:06.791
4	2:01.869	28.540	37.081	56.248	268.0	8:08.660
5	2:20.380	31.592	39.470	1:09.318	212.2	10:29.040
6	2:58.896	43.848	58.683	1:16.365	146.3	13:27.936
7	1:59.625	28.218	37.273	54.134	269.3	15:27.561
8	1:59.526	28.397	37.197	53.932	268.0	17:27.087
9	1:59.262	28.193	36.971	54.098	268.7	19:26.349
10	1:59.916	28.400	37.211	54.305	268.7	21:26.265
11	2:00.423	28.386	37.630	54.407	267.3	23:26.688
12	1:59.816	28.458	37.247	54.111	267.3	25:26.504

<b>722</b> Luis PERUSQUIA <span style="float:right">MEX</span>						
Ferrari of Tampa Bay						458 Challenge EVO
1	2:12.948	37.890	39.123	55.935		2:12.948
2	2:02.806	29.215	37.858	55.733	242.2	4:15.754
3	2:03.232	28.871	38.447	55.914	265.4	6:18.986
4	2:04.679	28.829	38.517	57.333	266.7	8:23.665
5	2:08.566	29.980	39.530	59.056	250.0	10:32.231
6	2:58.681	42.716	58.756	1:17.209	130.4	13:30.912
7	2:02.498	28.672	37.852	55.974	265.4	15:33.410
8	2:01.600	28.676	<b>37.451</b>	<b>55.473</b>	263.4	17:35.010
9	<b>2:01.327</b>	<b>28.364</b>	37.654	<b>55.309</b>	265.4	19:36.337
10	2:02.949	28.604	38.485	55.860	266.0	21:39.286
11	2:03.452	28.806	38.400	56.246	266.0	23:42.738
12	2:03.360	29.005	38.525	55.830	262.8	25:46.098
13	2:03.715	28.808	38.538	56.369	262.1	27:49.813
14	2:03.378	28.749	38.457	56.172	263.4	29:53.191
15	2:04.442	28.804	39.134	56.504	265.4	31:57.633

<b>727</b> Lisa CLARK <span style="float:right">USA</span>						
Scuderia Corsa - Ferrari Beverly Hills						458 Challenge EVO
1	2:12.012	37.419	38.670	55.923		2:12.012
2	<b>2:02.461</b>	28.926	<b>37.932</b>	<b>55.603</b>	267.3	4:14.473
3	2:03.728	29.094	38.733	55.901	267.3	6:18.201
4	2:04.955	29.318	38.336	57.301	267.3	8:23.156
5	2:07.975	29.679	39.513	58.783	266.7	10:31.131
6	2:59.222	43.158	58.628	1:17.436	133.0	13:30.353
7	2:17.342 B	<b>28.548</b>	38.149	1:10.645	268.7	15:47.695
8	2:15.490	39.728	38.976	56.786	173.4	18:03.185
9	2:03.284	29.151	38.486	55.647	265.4	20:06.469
10	2:03.656	29.349	38.577	55.730	267.3	22:10.125
11	2:04.408	29.425	38.522	56.461	265.4	24:14.533
12	2:03.967	29.068	38.746	56.153	265.4	26:18.500
13	2:03.349	29.034	38.526	55.789	267.3	28:21.849
14	2:06.279	29.354	38.694	58.231	266.7	30:28.128

<b>728</b> Joseph RUBBO <span style="float:right">USA</span>						
Ferrari of Long Island						458 Challenge EVO
1	2:04.040	33.911	36.855	53.274		2:04.040
2	<b>1:56.679</b>	27.717	<b>36.116</b>	52.846	272.0	4:00.719
3	1:56.817	<b>27.433</b>	36.318	53.066	271.4	5:57.536
4	1:57.097	27.809	36.291	52.997	271.4	7:54.633
5	2:28.838	28.319	46.781	1:13.738	269.3	10:23.471
6	2:58.782	44.340	57.973	1:16.469	157.7	13:22.253
7	1:57.019	27.703	36.513	<b>52.803</b>	270.7	15:19.272
8	1:57.169	27.865	36.375	52.929	270.7	17:16.441
9	1:57.521	27.813	36.670	53.038	271.4	19:13.962
10	1:58.415	28.416	36.914	53.085	272.0	21:12.377
11	1:57.782	28.035	36.361	53.386	272.0	23:10.159
12	1:58.730	28.594	36.693	53.443	270.0	25:08.889
13	1:57.946	28.005	36.692	53.249	270.0	27:06.835
14	2:00.654	27.822	36.766	56.066	272.7	29:07.489
15	2:00.967	28.796	37.142	55.029	264.7	31:08.456



# FERRARI CHALLENGE NORTH AMERICA

## MUGELLO

### Race 2

### Analysis

■ Personal Best  
 ■ Session Best  
 ■ Crossing the finish line in pit lane

Lap	Time	Sector 1	Sector 2	Sector 3	T. Spd	Elapsed	Lap	Time	Sector 1	Sector 2	Sector 3	T. Spd	Elapsed
<b>764</b> Naveen RAO USA							Ferrari of San Diego 458 Challenge EVO						
1	2:03.670	33.593	36.829	53.248		2:03.670							
2	1:56.447	27.564	36.179	52.704	271.4	4:00.117							
3	<span style="background-color: green;">1:56.205</span>	<span style="background-color: green;">27.551</span>	<span style="background-color: green;">36.117</span>	<span style="background-color: green;">52.537</span>	272.0	5:56.322							
4	1:57.732	27.564	36.370	53.798	272.7	7:54.054							
5	2:28.686	28.307	46.923	1:13.456	269.3	10:22.740							
6	2:58.943	44.261	57.828	1:16.854	152.1	13:21.683							
7	1:57.152	27.698	36.344	53.110	270.0	15:18.835							
8	1:57.141	27.656	36.550	52.935	270.0	17:15.976							
9	1:57.690	27.886	36.679	53.125	270.7	19:13.666							
10	1:58.396	28.046	37.110	53.240	270.7	21:12.062							
11	1:57.716	27.850	36.425	53.441	270.0	23:09.778							
12	1:58.244	28.152	36.451	53.641	269.3	25:08.022							
13	1:58.459	28.407	36.723	53.329	268.7	27:06.481							
14	1:58.503	27.827	36.656	54.020	271.4	29:04.984							
15	2:03.344	28.447	37.547	57.350	270.7	31:08.328							
<b>769</b> Kresimir PENAVIC USA							Ferrari of Long Island 458 Challenge EVO						
1	2:17.563	40.087	39.911	57.565		2:17.563							
2	2:07.162	<span style="background-color: green;">29.703</span>	39.898	57.561	265.4	4:24.725							
3	2:08.389	30.298	39.952	58.139	262.1	6:33.114							
4	2:19.800	30.412	40.632	1:08.756	265.4	8:52.914							
5	2:14.194	31.748	42.051	1:00.395	249.4	11:07.108							
6	2:27.168	30.623	41.615	1:14.930	262.8	13:34.276							
7	2:09.092	30.010	40.302	58.780	264.1	15:43.368							
8	2:08.311	30.177	40.100	58.034	264.1	17:51.679							
9	2:09.687	29.902	40.867	58.918	262.8	20:01.366							
10	2:08.766	30.344	40.094	58.328	263.4	22:10.132							
11	2:08.138	30.954	39.772	57.412	254.1	24:18.270							
12	2:06.048	30.052	<span style="background-color: green;">39.057</span>	56.939	264.7	26:24.318							
13	<span style="background-color: green;">2:05.673</span>	29.841	39.186	<span style="background-color: green;">56.646</span>	265.4	28:29.991							
14	2:09.432	31.402	39.555	58.475	262.8	30:39.423							
<b>771</b> Brian KAMINSKEY USA							Ferrari of Long Island 458 Challenge EVO						
1	2:15.488	38.950	39.865	56.673		2:15.488							
2	2:06.283	30.070	39.580	56.633	265.4	4:21.771							
3	2:07.358	29.669	40.365	57.324	265.4	6:29.129							
4	2:23.082	29.841	40.174	1:13.067	264.7	8:52.211							
5	2:12.561	31.358	41.170	1:00.033	248.3	11:04.772							
6	2:27.490	30.386	41.109	1:15.995	254.7	13:32.262							
7	2:04.968	29.237	39.397	56.334	268.0	15:37.230							
8	2:04.672	29.466	39.519	<span style="background-color: green;">55.687</span>	266.0	17:41.902							
9	2:04.972	29.511	<span style="background-color: green;">39.309</span>	56.152	266.0	19:46.874							
10	2:05.802	29.535	39.398	56.869	266.0	21:52.676							
11	<span style="background-color: green;">2:04.365</span>	<span style="background-color: green;">28.877</span>	39.346	56.142	266.0	23:57.041							
12	2:06.902	29.410	40.147	57.345	265.4	26:03.943							
13	2:07.154	29.315	40.191	57.648	264.1	28:11.097							
14	2:06.859	29.946	40.076	56.837	262.1	30:17.956							
15	2:06.908	29.432	39.918	57.558	259.6	32:24.864							