

# FERRARI CHALLENGE NORTH AMERICA

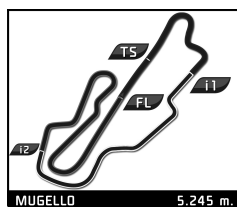
## MUGELLO

### Race 1

### Analysis

■ Personal Best  
 ■ Session Best  
 ■ Crossing the finish line in pit lane

Lap	Time	Sector 1	Sector 2	Sector 3	T. Spd	Elapsed	Lap	Time	Sector 1	Sector 2	Sector 3	T. Spd	Elapsed	
<b>106</b>	<b>Joel WEINBERGER</b> USA							1	2:02.149	33.391	36.410	52.348	234.8	2:02.149
	Continental AutoSports 488 Challenge							2	1:55.250	27.767	35.605	<b>51.878</b>	274.8	3:57.399
	1	2:02.610	33.896	36.402	52.312	235.3	3	1:55.415	27.709	35.642	52.064	274.8	5:52.814	
	2	1:55.320	27.601	35.892	<b>51.827</b>	276.2	4	<b>1:55.228</b>	27.546	<b>35.517</b>	52.165	275.5	7:48.042	
	3	1:55.685	27.580	35.900	52.205	276.9	5	1:55.673	<b>27.440</b>	35.908	52.325	276.2	9:43.715	
	4	<b>1:55.050</b>	<b>27.318</b>	<b>35.634</b>	52.098	277.6	6	1:55.579	27.534	35.686	52.359	274.8	11:39.294	
	5	1:55.644	27.488	35.888	52.268	279.1	7	1:55.580	27.707	35.706	52.167	275.5	13:34.874	
	6	1:55.543	27.449	35.991	52.103	278.4	8	2:12.704	27.637	38.198	1:06.869	274.1	15:47.578	
	7	1:55.755	27.600	36.001	52.154	277.6	9	3:05.208	47.311	1:03.452	1:14.445	132.4	18:52.786	
	8	2:12.596	27.774	38.189	1:06.633	276.9	10	1:55.584	27.606	35.875	52.103	274.8	20:48.370	
	9	3:04.865	47.244	1:03.578	1:14.043	129.2	11	1:56.416	28.114	35.862	52.440	274.8	22:44.786	
	10	1:56.018	28.140	35.962	51.916	276.9	12	2:05.534	27.611	35.906	1:02.017	274.8	24:50.320	
	11	1:56.108	27.629	35.930	52.549	279.8	13	3:08.995	49.106	1:06.493	1:13.396	135.0	27:59.315	
	12	2:05.705	27.542	35.892	1:02.271	279.1	14	1:56.398	27.709	36.038	52.651	276.9	29:55.713	
	13	3:08.853	49.221	1:06.753	1:12.879	135.0	15	1:55.828	27.549	35.827	52.452	276.2	31:51.541	
	14	1:56.382	27.642	36.311	52.429	279.8								
	15	1:55.635	27.519	35.854	52.262	280.5								
<b>107</b>	<b>Martin FUENTES</b> MEX													
	Scuderia Corsa - Ferrari Silicon Valley 488 Challenge							1	2:10.583	37.992	38.963	53.628	229.3	2:10.583
	1	1:59.868	31.975	35.851	52.042	235.3	2	1:59.724	28.768	37.447	53.509	274.1	4:10.307	
	2	1:55.573	27.372	35.873	52.328	272.7	3	1:57.399	27.997	36.469	52.933	273.4	6:07.706	
	3	1:54.899	27.209	35.546	52.144	272.0	4	1:59.655	28.291	37.596	53.768	274.8	8:07.361	
	4	1:54.637	27.269	<b>35.355</b>	52.013	272.7	5	<b>1:56.850</b>	<b>27.504</b>	36.434	52.912	274.1	10:04.211	
	5	1:55.431	27.428	35.728	52.275	273.4	6	1:56.958	27.866	<b>36.289</b>	<b>52.803</b>	272.7	12:01.169	
	6	1:54.924	27.182	35.661	52.081	274.1	7	1:58.249	27.707	36.923	53.619	272.7	13:59.418	
	7	1:55.029	27.161	35.699	52.169	272.7	8	2:08.208	30.977	40.259	56.972	219.1	16:07.626	
	8	2:15.766	27.712	39.213	1:08.841	273.4	9	2:52.511	35.010	1:04.004	1:13.497	198.5	19:00.137	
	9	3:05.413	47.466	1:03.203	1:14.744	132.2	10	1:59.821	28.026	37.065	54.730	272.0	20:59.958	
	10	1:55.231	27.384	35.834	52.013	274.1	11	1:57.482	27.739	36.470	53.273	273.4	22:57.440	
	11	<b>1:54.581</b>	<b>27.087</b>	35.581	51.913	272.7	12	2:03.053	28.283	37.186	57.584	275.5	25:00.493	
	12	2:06.777	27.114	35.993	1:03.670	274.8	13	3:04.936	47.394	1:06.489	1:11.053	173.9	28:05.429	
	13	3:10.049	49.217	1:05.844	1:14.988	147.3	14	1:58.897	28.043	36.896	53.958	276.2	30:04.326	
	14	1:55.522	27.323	35.777	52.422	274.1	15	1:58.858	28.398	37.144	53.316	275.5	32:03.184	
	15	1:54.713	27.277	35.573	<b>51.863</b>	275.5								
<b>111</b>	<b>Peter LUDWIG</b> USA													
	Wilde World of Cars 488 Challenge							1	2:09.326	37.564	37.968	53.794	222.2	2:09.326
	1	2:03.416	35.112	36.728	<b>51.576</b>	233.3	2	1:58.279	28.382	36.440	53.457	271.4	4:07.605	
	2	1:54.923	27.063	35.972	51.888	274.1	3	<b>1:57.501</b>	27.848	<b>36.063</b>	53.590	270.7	6:05.106	
	3	1:55.673	27.528	35.806	52.339	276.9	4	1:58.194	27.831	36.463	53.900	271.4	8:03.300	
	4	1:56.605	27.411			276.9	5	1:57.560	27.812	36.292	<b>53.456</b>	272.0	10:00.860	
	5	1:55.187	27.279	35.816	52.092	275.5	6	1:58.064	<b>27.757</b>	36.832	53.475	272.0	11:58.924	
	6	1:55.501	27.232	35.949	52.320	275.5	7	1:58.841	27.964	36.353	54.524	272.7	13:57.765	
	7	1:54.976	27.098	35.629	52.249	275.5	8	2:08.915	31.571	39.943	57.401	210.1	16:06.680	
	8	2:12.397	28.537	37.626	1:06.234	276.2	9	2:52.532	34.920	1:03.919	1:13.693	196.0	18:59.212	
	9	3:04.744	47.560	1:03.586	1:13.598	126.3	10	2:00.068	28.237	37.025	54.806	271.4	20:59.280	
	10	1:55.289	27.413	35.700	52.176	276.2	11	1:57.890	27.859	36.463	53.568	272.0	22:57.170	
	11	1:54.956	27.127	35.683	52.146	275.5	12	2:02.683	27.873	36.588	58.222	270.0	24:59.853	
	12	2:05.706	27.241	35.809	1:02.656	275.5	13	3:05.132	46.477	1:06.916	1:11.739	191.5	28:04.985	
	13	3:09.379	49.261	1:06.093	1:14.025	140.4	14	1:59.101	28.100	36.875	54.126	273.4	30:04.086	
	14	1:55.494	27.332	<b>35.295</b>	52.867	277.6	15	1:58.783	28.448	36.844	53.491	272.7	32:02.869	
	15	<b>1:54.545</b>	<b>27.038</b>	35.638	51.869	276.2								
<b>113</b>	<b>Marc MUZZO</b> CAN													
	Ferrari of Ontario 488 Challenge							1	2:05.644	35.379	37.602	52.663	236.3	2:05.644
	1	2:05.644	35.379	37.602	52.663	236.3	2	1:56.824	27.867	<b>35.946</b>	53.011	273.4	4:02.468	
	2	1:56.824	27.867	<b>35.946</b>	53.011	273.4	3	1:56.579	27.740	36.054	52.785	272.0	5:59.047	
	3	1:56.579	27.740	36.054	52.785	272.0								



# FERRARI CHALLENGE NORTH AMERICA

## MUGELLO

### Race 1

### Analysis

■ Personal Best  
 ■ Session Best  
 ■ Crossing the finish line in pit lane

Lap	Time	Sector 1	Sector 2	Sector 3	T. Spd	Elapsed	Lap	Time	Sector 1	Sector 2	Sector 3	T. Spd	Elapsed
4	1:57.128	27.875	36.344	52.909	274.1	7:56.175	7	<span style="color: green;">1:55.985</span>	27.501	<span style="color: green;">35.770</span>	52.714	274.1	13:48.150
5	1:56.851	27.828	36.146	52.877	272.7	9:53.026	8	2:05.055	27.982	37.560	59.513	275.5	15:53.205
6	1:56.547	<span style="color: green;">27.713</span>	35.965	52.869	272.0	11:49.573	9	3:04.518	46.594	1:04.193	1:13.731	126.3	18:57.723
7	<span style="color: green;">1:56.465</span>	27.734	36.131	<span style="color: green;">52.600</span>	271.4	13:46.038	10	1:59.687	28.206	37.110	54.371	267.3	20:57.410
8	2:04.203	27.916	37.533	58.754	273.4	15:50.241	11	1:56.561	27.863	36.001	52.697	274.1	22:53.971
9	3:04.768	47.680	1:03.830	1:13.258	123.9	18:55.009	12	2:00.551	27.760	36.281	56.510	274.8	24:54.522
10	1:56.681	27.762	36.286	52.633	273.4	20:51.690	13	3:08.368	49.633	1:06.541	1:12.194	166.2	28:02.890
11	1:57.218	27.935	36.286	52.997	274.8	22:48.908	14	1:58.209	27.811	37.178	53.220	276.9	30:01.099
12	2:03.291	27.844	36.409	59.038	273.4	24:52.199	15	1:58.026	28.130	36.725	53.171	277.6	31:59.125
13	3:08.793	49.764	1:06.935	1:12.094	145.6	28:00.992							
14	1:59.644	28.028	37.953	53.663	274.8	30:00.636							
15	1:58.023	27.980	36.885	53.158	272.7	31:58.659							

### 170 Cooper MACNEIL USA

Scuderia Corsa - Ferrari Silicon Valley 488 Challenge

1	1:58.368	31.304	<span style="color: green;">35.161</span>	51.903	232.3	1:58.368
2	1:55.056	27.997	35.592	51.467	269.3	3:53.424
3	<span style="color: green;">1:53.857</span>	27.013	35.363	51.481	272.0	5:47.281
4	1:54.034	26.995	35.537	51.502	272.0	7:41.315
5	1:54.154	<span style="color: green;">26.976</span>	35.504	51.674	272.7	9:35.469
6	1:54.247	27.128	35.483	51.636	272.7	11:29.716
7	1:54.534	27.192	35.535	51.807	272.7	13:24.250
8	2:21.044	27.642	40.967	1:12.435	272.0	15:45.294
9	3:05.532	47.446	1:02.825	1:15.261	137.2	18:50.826
10	1:54.224	27.343	35.499	<span style="color: purple;">51.382</span>	273.4	20:45.050
11	1:54.224	27.151	35.588	51.485	272.7	22:39.274
12	2:07.589	27.038	35.517	1:05.034	273.4	24:46.863
13	3:10.347	48.935	1:05.297	1:16.115	142.7	27:57.210
14	1:54.662	27.399	35.635	51.628	272.7	29:51.872
15	1:54.647	27.161	35.647	51.839	274.1	31:46.519

### 199 Wei LU CAN

Ferrari of Vancouver 488 Challenge

1	1:58.568	31.441	35.595	51.532	233.3	1:58.568
2	1:54.401	27.449	35.402	51.550	274.8	3:52.969
3	<span style="color: purple;">1:53.682</span>	<span style="color: purple;">26.935</span>	35.157	51.590	270.7	5:46.651
4	1:53.908	27.010	35.246	51.652	271.4	7:40.559
5	1:54.042	27.108	35.286	51.648	270.7	9:34.601
6	1:53.925	27.239	<span style="color: purple;">35.110</span>	51.576	271.4	11:28.526
7	1:53.844	27.122	35.162	51.560	271.4	13:22.370
8	2:22.436	27.178	42.853	1:12.405	272.0	15:44.806
9	3:05.650	47.393	1:02.818	1:15.439	134.3	18:50.456
10	1:54.167	27.450	35.312	<span style="color: green;">51.405</span>	270.7	20:44.623
11	1:53.921	27.201	35.193	51.527	270.7	22:38.544
12	2:07.862	27.162	35.458	1:05.242	272.0	24:46.406
13	3:10.442	48.673	1:05.523	1:16.246	143.0	27:56.848
14	1:54.217	27.286	35.314	51.617	271.4	29:51.065
15	1:54.273	27.200	35.398	51.675	271.4	31:45.338

### 404 Dave MUSIAL USA

Lake Forest Sportscars 488 Challenge

1	2:07.661	36.701	37.277	53.683	232.3	2:07.661
2	1:56.926	28.062	36.299	<span style="color: green;">52.565</span>	273.4	4:04.587
3	1:57.174	27.883	36.724	52.567	275.5	6:01.761
4	1:57.028	27.629	36.194	53.205	276.2	7:58.789
5	1:56.232	<span style="color: green;">27.475</span>	36.007	52.750	276.9	9:55.021
6	1:57.144	27.509	36.120	53.515	275.5	11:52.165

### 411 Karl WILLIAMS USA

Scuderia Corsa - Ferrari Beverly Hills 488 Challenge

1	2:00.898	32.753	35.963	52.182	237.4	2:00.898
2	1:55.589	27.428	35.753	52.408	272.0	3:56.487
3	1:55.361	27.611	35.779	51.971	270.7	5:51.848
4	1:55.370	27.397	35.759	52.214	272.7	7:47.218
5	<span style="color: green;">1:55.161</span>	27.455	<span style="color: green;">35.747</span>	51.959	272.7	9:42.379
6	1:55.603	<span style="color: green;">27.345</span>	35.943	52.315	272.7	11:37.982
7	1:55.838	27.576	35.977	52.285	272.7	13:33.820
8	2:12.791	27.503	36.943	1:08.345	270.7	15:46.611
9	3:05.591	47.547	1:03.175	1:14.869	132.7	18:52.202
10	1:55.444	27.386	35.955	52.103	274.1	20:47.646
11	1:55.468	27.429	36.027	52.012	274.8	22:43.114
12	2:05.616	27.357	35.866	1:02.393	272.7	24:48.730
13	3:09.939	49.111	1:05.822	1:15.006	147.5	27:58.669
14	1:56.250	27.755	36.174	52.321	276.9	29:54.919
15	1:55.531	27.497	36.095	<span style="color: green;">51.939</span>	276.2	31:50.450

### 415 Murray ROTHLANDER CAN

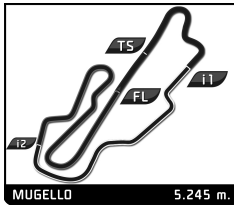
Ferrari of Vancouver 488 Challenge

1	2:07.055	34.824	38.527	53.704	232.8	2:07.055
2	1:56.955	27.730	36.103	53.122	270.7	4:04.010
3	1:57.057	27.680	36.291	53.086	270.7	6:01.067
4	1:57.024	27.629	36.277	53.118	271.4	7:58.091
5	<span style="color: green;">1:55.580</span>	27.552	<span style="color: green;">35.614</span>	<span style="color: green;">52.414</span>	273.4	9:53.671
6	1:56.444	<span style="color: green;">27.515</span>	35.951	52.978	273.4	11:50.115
7	1:56.275	27.888	35.947	52.440	272.7	13:46.390
8	2:05.748	28.641	37.986	59.121	248.3	15:52.138
9	3:05.284	47.024	1:03.806	1:14.454	131.5	18:57.422
10	1:56.887	27.955	36.130	52.802	264.1	20:54.309
11	1:57.577	27.590	36.428	53.559	271.4	22:51.886
12	2:01.721	27.771	36.549	57.401	270.7	24:53.607
13	3:08.102	49.817	1:06.742	1:11.543	157.2	28:01.709
14	1:57.209	27.647	36.910	52.652	276.2	29:58.918
15	1:59.160	28.225	37.457	53.478	274.1	31:58.078

### 426 Robert PICERNE USA

Ferrari of Central Florida 488 Challenge

1	2:19.403	42.142	40.094	57.167	197.1	2:19.403
2	2:02.946	28.672	38.354	55.920	272.0	4:22.349
3	2:03.479	29.133	<span style="color: green;">37.994</span>	56.352	253.5	6:25.828
4	2:03.208	<span style="color: green;">28.410</span>	38.634	56.164	274.8	8:29.036
5	2:03.550	28.741	38.498	56.311	272.7	10:32.586
6	2:02.966	28.784	38.514	55.668	274.1	12:35.552
7	2:06.179	28.504	38.925	58.750	274.1	14:41.731
8	2:12.821	31.564	42.665	58.592	231.8	16:54.552
9	2:12.044	29.962	38.888	1:03.194	243.2	19:06.596



# FERRARI CHALLENGE NORTH AMERICA

## MUGELLO

### Race 1

### Analysis

■ Personal Best  
 ■ Session Best  
 ■ Crossing the finish line in pit lane

Lap	Time	Sector 1	Sector 2	Sector 3	T. Spd	Elapsed
10	2:03.114	29.234	38.573	55.307	255.3	21:09.710
11	2:04.197	28.632	38.823	56.742	268.7	23:13.907
12	2:03.715	28.517	39.247	55.951	273.4	25:17.622
13	2:51.236	35.230	1:05.267	1:10.739	247.7	28:08.858
14	2:03.120	28.921	38.596	55.603	269.3	30:11.978
15	<b>2:02.459</b>	28.690	38.648	<b>55.121</b>	276.9	32:14.437

<b>433 Michael FASSBENDER</b> DEU						
Ferrari North America 488 Challenge						
Lap	Time	Sector 1	Sector 2	Sector 3	T. Spd	Elapsed
1	2:10.976	38.044	39.405	53.527	227.4	2:10.976
2	1:58.754	27.942	37.563	53.249	273.4	4:09.730
3	1:58.596	28.882	36.550	<b>53.164</b>	268.0	6:08.326
4	2:00.989	28.001	37.873	55.115	272.7	8:09.315
5	<b>1:57.559</b>	<b>27.646</b>	<b>36.467</b>	53.446	274.1	10:06.874
6	1:58.261	28.494	36.487	53.280	274.8	12:05.135
7	1:59.219	28.240	36.628	54.351	273.4	14:04.354
8	2:06.370	29.279	39.438	57.653	250.0	16:10.724
9	2:51.911	34.219	1:04.656	1:13.036	234.8	19:02.635
10	1:58.535	28.175	36.581	53.779	271.4	21:01.170
11	1:59.011	28.376	37.114	53.521	274.8	23:00.181

<b>493 Osvaldo GAIO</b> CHL						
Miller Motor Cars 488 Challenge						
Lap	Time	Sector 1	Sector 2	Sector 3	T. Spd	Elapsed
1	2:12.487	38.403	39.517	54.567	232.3	2:12.487
2	1:59.105	27.746	37.097	54.262	272.7	4:11.592
3	1:58.037	27.815	36.698	53.524	274.8	6:09.629
4	1:58.803	27.703	36.883	54.217	271.4	8:08.432
5	1:58.166	27.772	36.879	53.515	274.1	10:06.598
6	<b>1:57.262</b>	<b>27.541</b>	<b>36.655</b>	<b>53.066</b>	272.0	12:03.860
7	1:57.700	27.901	<b>36.508</b>	53.291	272.0	14:01.560
8	2:06.885	29.524	40.218	57.143	271.4	16:08.445
9	2:52.150	34.857	1:04.304	1:12.989	205.7	19:00.595
10	1:59.467	28.080	36.973	54.414	272.7	21:00.062
11	1:58.824	28.220	36.941	53.663	270.7	22:58.886
12	2:03.736	28.226	38.827	56.683	272.0	25:02.622
13	3:03.489	46.527	1:06.128	1:10.834	185.6	28:06.111
14	2:02.534	28.028	38.649	55.857	274.1	30:08.645
15	2:00.123	28.365	37.399	54.359	270.7	32:08.768

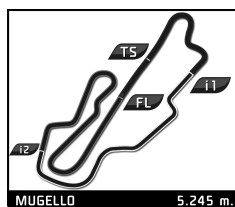
<b>499 Barry ZEKELMAN</b> CAN						
Ferrari of Ontario 488 Challenge						
Lap	Time	Sector 1	Sector 2	Sector 3	T. Spd	Elapsed
1	2:03.356	33.290	37.499	52.567	231.8	2:03.356
2	1:56.755	27.975	35.894	52.886	272.7	4:00.111
3	1:56.140	27.669	35.844	52.627	272.0	5:56.251
4	<b>1:55.534</b>	<b>27.404</b>	<b>35.687</b>	<b>52.443</b>	272.7	7:51.785
5	1:56.503	27.434	36.055	53.014	273.4	9:48.288
6	1:55.960	27.695	35.794	52.471	272.7	11:44.248
7	1:56.600	27.455	35.919	53.226	273.4	13:40.848
8	2:08.707	28.155	37.804	1:02.748	269.3	15:49.555
9	3:05.043	47.375	1:03.662	1:14.006	126.5	18:54.598
10	1:56.467	27.705	36.186	52.576	272.7	20:51.065
11	1:56.393	27.682	35.830	52.881	272.0	22:47.458
12	2:04.050	27.856	36.271	59.923	271.4	24:51.508
13	3:09.092	49.418	1:06.782	1:12.892	142.1	28:00.600
14	1:56.866	27.698	36.269	52.899	274.1	29:57.466
15	1:56.659	27.824	35.985	52.850	274.1	31:54.125

<b>703 Francesco PIOVANETTI</b> PRI						
Ferrari of Ft. Lauderdale 458 Challenge EVO						
Lap	Time	Sector 1	Sector 2	Sector 3	T. Spd	Elapsed
1	2:11.764	38.376	39.294	54.094	226.4	2:11.764
2	1:59.430	28.053	37.217	54.160	266.7	4:11.194
3	1:58.350	<b>27.798</b>	36.869	53.683	268.7	6:09.544
4	2:00.552	28.048	37.391	55.113	266.7	8:10.096
5	<b>1:58.126</b>	27.809	<b>36.773</b>	<b>53.544</b>	268.0	10:08.222
6	1:58.785	28.097	36.980	53.708	268.0	12:07.007

<b>708 John BOYD</b> USA						
Ferrari of Denver 458 Challenge EVO						
Lap	Time	Sector 1	Sector 2	Sector 3	T. Spd	Elapsed
1	2:09.038	37.237	38.011	53.790	228.8	2:09.038
2	2:00.120	29.025	37.677	53.418	268.0	4:09.158
3	<b>1:57.777</b>	28.019	<b>36.648</b>	<b>53.110</b>	266.0	6:06.935
4	2:00.540	27.910	37.145	55.485	266.7	8:07.475
5	1:59.045	28.461	36.924	53.660	263.4	10:06.520
6	1:58.268	28.310	36.746	53.212	265.4	12:04.788
7	1:58.910	28.078	36.965	53.867	268.0	14:03.698
8	2:06.719	28.630	40.397	57.692	267.3	16:10.417
9	2:51.458	33.855	1:04.533	1:13.070	249.4	19:01.875
10	1:58.920	28.092	37.015	53.813	268.0	21:00.795
11	1:59.092	28.315	37.204	53.573	268.7	22:59.887
12	2:03.273	28.213	38.239	56.821	268.7	25:03.160
13	3:03.538	46.800	1:05.827	1:10.911	193.2	28:06.698
14	1:58.154	<b>27.846</b>	37.155	53.153	268.0	30:04.852
15	1:58.901	28.277	37.215	53.409	270.0	32:03.753

<b>709 Oscar PARADES-ARROYO</b> MEX						
Scuderia Corsa - Ferrari Westlake 458 Challenge EVO						
Lap	Time	Sector 1	Sector 2	Sector 3	T. Spd	Elapsed
1	2:13.078	38.767	39.497	54.814	226.9	2:13.078
2	1:59.149	28.044	36.866	54.239	268.0	4:12.227
3	<b>1:57.939</b>	<b>27.801</b>	<b>36.654</b>	53.484	267.3	6:10.166
4	2:00.276	27.827	37.430	55.019	268.7	8:10.442
5	1:58.162	27.817	36.916	<b>53.429</b>	268.7	10:08.604
6	1:58.694	27.988	37.230	53.476	268.7	12:07.298
7	2:00.298	27.922	37.929	54.447	266.7	14:07.596
8	2:03.410	28.832	37.643	56.935	264.1	16:11.006
9	2:52.559	34.542	1:05.216	1:12.801	232.3	19:03.565
10	1:59.371	28.311	37.128	53.932	265.4	21:02.936
11	1:58.591	27.988	36.853	53.750	266.0	23:01.527
12	2:02.399	28.328	37.653	56.418	264.7	25:03.926
13	3:03.852	47.804	1:05.672	1:10.376	175.3	28:07.778
14	1:59.483	28.114	37.594	53.775	267.3	30:07.261
15	1:59.146	28.225	37.052	53.869	266.0	32:06.407

<b>722 Luis PERUSQUIA</b> MEX						
Ferrari of Tampa Bay 458 Challenge EVO						
Lap	Time	Sector 1	Sector 2	Sector 3	T. Spd	Elapsed
1	2:14.946	39.751	39.712	55.483	220.4	2:14.946
2	2:03.925	29.076	38.304	56.545	260.2	4:18.871
3	2:03.749	29.249	38.609	55.891	258.4	6:22.620
4	2:03.732	29.125	38.387	56.220	262.1	8:26.352
5	<b>2:02.623</b>	28.762	38.179	55.682	259.0	10:28.975
6	2:04.126	28.832	38.846	56.448	262.8	12:33.101
7	2:04.595	<b>28.690</b>	39.009	56.896	260.2	14:37.696
8	2:08.492	30.093	40.318	58.081	237.4	16:46.188
9	2:19.317	30.875	39.822	1:08.620	214.7	19:05.505



# FERRARI CHALLENGE NORTH AMERICA

## MUGELLO

### Race 1

### Analysis

■ Personal Best 
 ■ Session Best 
 ■ Crossing the finish line in pit lane

Lap	Time	Sector 1	Sector 2	Sector 3	T. Spd	Elapsed	Lap	Time	Sector 1	Sector 2	Sector 3	T. Spd	Elapsed
10	2:02.776	29.418	37.927	55.431	264.1	21:08.281							
11	2:20.871	28.743			264.1	23:29.152							
<b>727</b> <b>Lisa CLARK</b> <span style="float: right;">USA</span> Scuderia Corsa - Ferrari Beverly Hills 458 Challenge EVO							<b>769</b> <b>Kresimir PENAVIC</b> <span style="float: right;">USA</span> Ferrari of Long Island 458 Challenge EVO						
1	2:15.702	40.088	39.737	55.877	211.4	2:15.702	1	2:19.328	41.286	40.139	57.903	204.2	2:19.328
2	2:03.902	29.291	38.152	56.459	266.0	4:19.604	2	2:09.508	30.275	40.200	59.033	254.1	4:28.836
3	2:03.812	29.304	38.475	56.033	266.7	6:23.416	3	2:09.750	30.072	40.551	59.127	262.1	6:38.586
4	2:04.077	28.883	38.741	56.453	268.0	8:27.493	4	2:09.217	29.593	40.306	59.318	262.1	8:47.803
5	2:02.512	28.786	38.462	55.264	268.0	10:30.005	5	2:09.168	30.077	40.445	58.646	260.9	10:56.971
6	2:03.545	28.837	38.165	56.543	268.0	12:33.550	6	2:08.132	29.940	39.892	58.300	261.5	13:05.103
7	2:07.646	28.972	39.283	59.391	266.7	14:41.196	7	2:14.845	29.775	45.339	59.731	261.5	15:19.948
8	2:12.848	31.620	42.701	58.527	250.6	16:54.044	8	2:11.372	30.396	41.500	59.476	259.6	17:31.320
9	2:12.146	29.272	39.437	1:03.437	264.7	19:06.190	9	2:10.037	30.119	40.494	59.424	260.9	19:41.357
10	2:02.555	29.225	37.976	55.354	268.0	21:08.745	10	2:10.340	30.222	40.452	59.666	259.6	21:51.697
11	2:05.274	29.005	38.722	57.547	267.3	23:14.019	11	2:09.583	29.991	40.033	59.559	259.6	24:01.280
12	2:05.112	29.432	39.461	56.219	263.4	25:19.131	12	2:32.232	31.543	40.441	1:20.248	260.2	26:33.512
13	2:50.396	34.633	1:05.220	1:10.543	264.7	28:09.527	13	2:14.104	32.055	42.371	59.678	244.9	28:47.616
14	2:03.242	28.732	38.735	55.775	268.7	30:12.769	14	2:09.201	30.473	40.079	58.649	260.9	30:56.817
15	2:03.087	28.806	38.009	56.272	268.0	32:15.856	15	2:07.558	29.732	39.481	58.345	262.8	33:04.375
<b>728</b> <b>Joseph RUBBO</b> <span style="float: right;">USA</span> Ferrari of Long Island 458 Challenge EVO							<b>771</b> <b>Brian KAMINSKEY</b> <span style="float: right;">USA</span> Ferrari of Long Island 458 Challenge EVO						
1	2:07.682	36.332	37.335	54.015	231.8	2:07.682	1	2:14.136	39.134	39.638	55.364	229.3	2:14.136
2	1:57.930	28.433	36.530	52.967	269.3	4:05.612	2	2:03.254	28.763	38.425	56.066	267.3	4:17.390
3	1:57.629	28.064	36.408	53.157	268.7	6:03.241	3	2:03.286	28.558	38.351	56.377	266.7	6:20.676
4	1:58.787	28.014	36.763	54.010	268.7	8:02.028	4	2:05.383	29.014	39.587	56.782	264.7	8:26.059
5	1:58.242	28.015	36.752	53.475	267.3	10:00.270	5	2:02.676	28.603	38.267	55.806	266.0	10:28.735
6	1:58.250	27.928	36.773	53.549	268.7	11:58.520	6	2:04.116	28.817	38.839	56.460	267.3	12:32.851
7	1:58.116	27.659	36.708	53.749	266.7	13:56.636	7	2:07.290	28.552	39.199	59.539	264.7	14:40.141
8	2:06.432	30.127	40.357	55.948	237.4	16:03.068	8	2:11.809	32.154	41.884	57.771	237.9	16:51.950
9	2:55.086	37.781	1:03.643	1:13.662	175.9	18:58.154	9	2:13.856	30.213	39.529	1:04.114	250.6	19:05.806
10	2:00.336	28.622	37.167	54.547	266.7	20:58.490	10	2:02.137	28.729	38.097	55.311	270.7	21:07.943
11	1:57.668	27.804	36.569	53.295	270.0	22:56.158							
12	2:00.689	27.978	36.780	55.931	268.0	24:56.847							
13	3:06.780	48.496	1:06.501	1:11.783	187.8	28:03.627							
14	1:58.676	28.109	37.033	53.534	268.0	30:02.303							
15	1:58.953	28.204	36.970	53.779	269.3	32:01.256							
<b>764</b> <b>Naveen RAO</b> <span style="float: right;">USA</span> Ferrari of San Diego 458 Challenge EVO													
1	2:10.058	37.369	39.242	53.447	229.3	2:10.058							
2	1:59.561	28.283	37.792	53.486	270.0	4:09.619							
3	1:57.793	27.928	36.818	53.047	270.7	6:07.412							
4	1:59.676	28.338	37.574	53.764	270.0	8:07.088							
5	1:58.305	28.252	36.677	53.376	267.3	10:05.393							
6	1:58.380	27.972	36.793	53.615	270.0	12:03.773							
7	1:59.121	28.345	37.347	53.429	266.7	14:02.894							
8	2:07.239	28.549	40.577	58.113	268.7	16:10.133							
9	2:51.397	33.768	1:04.331	1:13.298	250.0	19:01.530							
10	1:59.047	28.062	36.931	54.054	269.3	21:00.577							
11	1:58.970	28.121	37.111	53.738	269.3	22:59.547							
12	2:03.996	29.414	37.768	56.814	270.0	25:03.543							
13	3:03.681	47.256	1:05.591	1:10.834	184.0	28:07.224							
14	1:59.168	28.185	37.834	53.149	269.3	30:06.392							
15	1:57.868	27.652	36.856	53.360	269.3	32:04.260							