

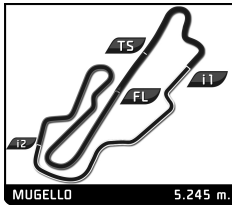
FERRARI CHALLENGE NORTH AMERICA

MUGELLO Free Practice 2

Analysis

■ Personal Best ■ Session Best B Crossing the finish line in pit lane

Lap	Time	Sector 1	Sector 2	Sector 3	T. Spd	Elapsed	Lap	Time	Sector 1	Sector 2	Sector 3	T. Spd	Elapsed
106	Joel WEINBERGER USA Continental AutoSports 488 Challenge						114	Brent HOLDEN USA Ferrari of Newport Beach 488 Challenge					
1	2:23.828	46.338	40.170	57.320	135.7	2:23.828	1	2:57.464	1:18.295	42.555	56.614	129.2	2:57.464
2	1:55.888	27.663	35.651	52.574	276.9	4:19.716	2	2:11.251	30.254	42.058	58.939	248.3	5:08.715
3	1:54.707	27.640	35.287	51.780	276.9	6:14.423	3	2:00.004	30.316	36.799	52.889	272.0	7:08.719
4	1:54.572	27.174	35.180	52.218	278.4	8:08.995	4	1:58.902	27.814	36.812	54.276	275.5	9:07.621
5	3:51.342 B	27.448	35.845	2:48.049	277.6	12:00.337	5	5:00.062 B	28.089	36.580	3:55.393	269.3	14:07.683
6	2:09.172	39.343	37.273	52.556	148.1	14:09.509	6	2:15.164	41.281	38.922	54.961	151.5	16:22.847
7	1:57.593	27.813	36.210	53.570	279.1	16:07.102	7	1:55.988	27.731	36.139	52.118	272.7	18:18.835
8	1:56.440	27.548	36.215	52.677	277.6	18:03.542	8	2:32.240 B	27.832	35.814	1:28.594	273.4	20:51.075
9	1:55.588	27.561	35.832	52.195	278.4	19:59.130	9	23:33.630	...	38.491	57.103	142.7	44:24.703
10	22:53.505 B	33.761	...	180.9	42:52.633	10	1:57.522	27.693	36.700	53.129	274.1	46:22.225	
11	2:27.632	51.747	40.977	54.908	157.2	45:20.265	11	1:56.174	27.521	36.297	52.356	273.4	48:18.399
12	1:55.710	27.803	35.605	52.302	274.1	47:15.975	12	1:56.043	27.448	36.196	52.399	274.1	50:14.442
13	1:55.660	27.270	35.664	52.726	275.5	49:11.635	13	1:56.260	27.447	36.148	52.665	272.7	52:10.702
14	1:54.406	27.206	35.320	51.880	276.9	51:06.041							
15	1:55.540	27.315	35.220	53.005	276.2	53:01.581							
107	Martin FUENTES MEX Scuderia Corsa - Ferrari Silicon Valley 488 Challenge						116	Frank SELLDORFF CAN Boardwalk Ferrari 488 Challenge					
1	2:30.924	55.858	39.437	55.629	158.1	2:30.924	1	4:40.650	3:03.953	39.723	56.974	134.8	4:40.650
2	1:58.292	28.221	36.417	53.654	274.1	4:29.216	2	1:57.630	27.803	36.371	53.456	271.4	6:38.280
3	1:58.657	28.306	36.622	53.729	275.5	6:27.873	3	1:57.663	27.633	36.276	53.754	272.7	8:35.943
4	1:55.478	27.673	35.850	51.955	272.0	8:23.351	4	1:57.185	27.663	36.223	53.299	272.7	10:33.128
5	1:54.937	27.157	35.765	52.015	275.5	10:18.288	5	2:01.361	27.936	36.450	56.975	272.7	12:34.489
6	1:54.945	27.129	35.707	52.109	273.4	12:13.233	6	2:01.120	27.921	37.084	56.115	272.0	14:35.609
7	1:17.520 B	28.993	...	274.8	13:30.753	7	1:58.741	27.831	36.572	54.338	272.7	16:34.350	
8	2:06.402	37.610	36.574	52.218	183.4	15:37.155	8	1:59.600	27.695	36.193	55.712	274.1	18:33.950
9	3:20.797 B	27.373	35.857	2:17.567	273.4	18:57.952	9	23:57.615 B	28.220	36.278	...	273.4	42:31.563
111	Peter LUDWIG USA Wilde World of Cars 488 Challenge						119	Christopher CAGNAZZI USA Ferrari of Long Island 488 Challenge					
1	2:22.949	45.009	40.799	57.141	142.3	2:22.949	1	2:25.898	47.872	40.441	57.585	150.6	2:25.898
2	2:04.836	28.225	40.193	56.418	271.4	4:27.785	2	2:02.609	29.729	38.057	54.823	270.0	4:28.507
3	1:54.360	26.913	36.190	51.257	273.4	6:22.145	3	2:00.041	28.563	38.098	53.380	276.2	6:28.548
4	1:53.116	26.884	34.842	51.390	275.5	8:15.261	4	2:00.070	28.595	37.237	54.238	272.0	8:28.618
5	1:54.212	27.007	35.267	51.938	276.2	10:09.473	5	1:58.743	28.715	36.813	53.215	261.5	10:27.361
6	1:53.599	26.899	34.959	51.741	274.1	12:03.072	6	1:57.056	27.887	36.281	52.888	276.2	12:24.417
7	1:56.882	27.023	36.571	53.288	274.8	13:59.954	7	2:49.157 B	28.188	...	274.1	15:13.574	
8	1:56.180	27.127	36.877	52.176	274.8	15:56.134	8	2:15.249	40.274	38.276	56.699	157.7	17:28.823
9	1:54.144	27.071	34.903	52.170	272.7	17:50.278	9	2:04.734	30.250	40.841	53.643	233.8	19:33.557
10	1:54.194	27.066	35.097	52.031	273.4	19:44.472	10	1:22.780 B	27.981	...	271.4	20:56.337	
11	20:44.160 B	34.767	...	215.1	40:28.632	11	23:25.108	...	37.268	53.585	162.7	44:21.443	
113	Marc MUZZO CAN Ferrari of Ontario 488 Challenge						170	Cooper MACNEIL USA Scuderia Corsa - Ferrari Silicon Valley 488 Challenge					
1	3:07.431	1:27.532	40.734	59.165	120.1	3:07.431	1	2:24.435	52.272	38.496	53.667	164.9	2:24.435
2	2:01.711	28.502	37.791	55.418	272.0	5:09.142	2	1:56.221	27.416	36.464	52.341	276.2	4:20.656
3	1:56.995	28.424	36.049	52.522	255.3	7:06.137	3	1:54.603	27.148	35.733	51.722	273.4	6:15.259
4	1:55.278	27.429	35.669	52.180	274.8	9:01.415							
5	1:55.462	27.467	35.991	52.004	275.5	10:56.877							
6	1:55.504	27.468	35.871	52.165	274.8	12:52.381							
7	1:55.227	27.418	35.652	52.157	274.8	14:47.608							
8	1:54.926	27.471	35.549	51.906	276.9	16:42.534							
9	1:55.334	27.494	35.559	52.281	276.2	18:37.868							
10	2:46.245 B	27.669	35.820	1:42.756	275.5	21:24.113							



FERRARI CHALLENGE NORTH AMERICA

MUGELLO

Free Practice 2

Analysis

■ Personal Best ■ Session Best B Crossing the finish line in pit lane

Lap	Time	Sector 1	Sector 2	Sector 3	T. Spd	Elapsed	Lap	Time	Sector 1	Sector 2	Sector 3	T. Spd	Elapsed
4	2:14.356B	27.243	35.742	1:11.371	274.1	8:29.615	5	5:46.557B	27.283	36.248	4:43.026	272.0	15:07.218
5	11:16.174	9:25.055	45.016	1:06.103	151.5	19:45.789	6	2:15.724	40.398	38.544	56.782	148.6	17:22.942
6	8:43.152B	38.712	185.9	28:28.941	7	1:59.195	28.941	37.024	53.230	270.0	19:22.137
7	15:54.440	...	37.732	54.076	172.0	44:23.379	8	23:11.334B	27.801	271.4	42:33.469
8	1:53.683	26.867	35.005	51.811	273.4	46:17.062	9	2:16.544	44.884	39.126	52.534	133.5	44:50.013
9	1:53.053	26.811	35.098	51.144	274.1	48:10.115	10	1:57.010	27.467	35.953	53.590	272.0	46:47.023
10	1:15.311B	27.578	272.7	49:25.426	11	1:56.520	27.397	35.433	53.690	271.4	48:43.543
							12	1:55.232	27.482	35.830	51.920	272.7	50:38.775
							13	1:58.071	27.548	35.757	54.766	274.8	52:36.846

199 Wei LU CAN
Ferrari of Vancouver 488 Challenge

1	2:58.576	1:10.646	43.906	1:04.024	137.2	2:58.576
2	2:20.910	31.388	43.991	1:05.531	235.3	5:19.486
3	2:02.463	31.032	37.057	54.374	222.7	7:21.949
4	1:55.776	28.086	36.118	51.572	273.4	9:17.725
5	1:54.277	27.278	35.248	51.751	273.4	11:12.002
6	1:53.925	27.103	35.186	51.636	273.4	13:05.927
7	3:50.801B	28.306	36.585	2:45.910	271.4	16:56.728
8	2:18.191	39.469	43.691	55.031	166.2	19:14.919
9	1:24.054B	28.348	272.7	20:38.973
10	23:41.112	...	39.189	55.208	155.8	44:20.083
11	1:52.464	26.979	34.580	50.905	270.0	46:12.547
12	1:52.482	26.874	34.691	50.917	272.0	48:05.029
13	1:53.015	27.008	34.686	51.321	271.4	49:58.044

404 Dave MUSIAL USA
Lake Forest Sportscars 488 Challenge

1	3:26.567	1:43.139	41.370	1:02.058	135.2	3:26.567
2	2:00.275	27.951	37.958	54.366	272.7	5:26.842
3	2:15.814	28.035	36.296	1:11.483	274.1	7:42.656
4	3:24.332B	28.136	36.293	2:19.903	268.7	11:06.988
5	2:10.441	41.763	35.877	52.801	141.0	13:17.429
6	1:55.681	27.396	35.757	52.528	274.1	15:13.110
7	1:55.475	27.414	35.589	52.472	275.5	17:08.585
8	1:59.042	29.092	37.169	52.781	274.1	19:07.627
9	6:35.080B	28.112	274.1	25:42.707

411 Karl WILLIAMS USA
Scuderia Corsa - Ferrari Beverly Hills 488 Challenge

1	3:47.621	1:44.214	46.356	1:17.051	177.3	3:47.621
2	2:08.374	33.993	41.679	52.702	190.8	5:55.995
3	1:53.821	27.324	35.138	51.359	272.0	7:49.816
4	2:02.632	30.053	38.344	54.235	220.9	9:52.448
5	1:54.821	27.260	35.660	51.901	272.7	11:47.269
6	1:56.782	27.747	37.484	51.551	274.1	13:44.051
7	1:55.170	27.363	35.631	52.176	272.0	15:39.221
8	1:54.315	26.892	35.873	51.550	274.8	17:33.536
9	24:41.259B	27.441	36.757	...	274.1	42:14.793
10	6:23.216B	39.635	37.890	5:05.691	158.8	48:38.009
11	2:06.326	38.416	36.064	51.846	178.2	50:44.335
12	1:56.352	27.413	36.733	52.206	275.5	52:40.687

415 Murray ROTHLANDER CAN
Ferrari of Vancouver 488 Challenge

1	3:13.513	1:38.411	39.672	55.430	157.0	3:13.513
2	2:02.502	28.284	37.312	56.906	272.0	5:16.015
3	2:05.607	28.303	41.542	55.762	272.0	7:21.622
4	1:59.039	27.989	38.135	52.915	271.4	9:20.661

426 Robert PICERNE USA
Ferrari of Central Florida 488 Challenge

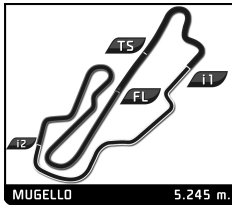
1	5:09.643	3:23.944	42.278	1:03.421	127.4	5:09.643
2	2:16.594	31.639	44.278	1:00.677	232.3	7:26.237
3	2:10.525	29.938	41.677	58.910	272.7	9:36.762
4	2:08.415	29.897	40.160	58.358	247.1	11:45.177
5	2:09.347	29.684	40.996	58.667	263.4	13:54.524
6	2:09.244	29.067	40.970	59.207	272.7	16:03.768
7	2:06.538	29.129	39.780	57.629	273.4	18:10.306
8	16:16.306B	28.889	40.156	...	272.7	34:26.612

433 Michael FASSBENDER DEU
Ferrari North America 488 Challenge

1	3:36.657	1:58.560	40.077	58.020	137.1	3:36.657
2	2:00.778	29.130	37.568	54.080	269.3	5:37.435
3	1:59.788	28.908	36.707	54.173	271.4	7:37.223
4	1:59.383	28.051	37.379	53.953	268.7	9:36.606
5	1:58.276	27.778	37.310	53.188	269.3	11:34.882
6	1:57.420	27.759	36.402	53.259	270.7	13:32.302
7	1:56.467	27.692	36.020	52.755	270.0	15:28.769
8	1:58.327	27.675	36.335	54.317	270.7	17:27.096
9	1:58.000	28.223	36.738	53.039	270.7	19:25.096
10	23:02.882B	27.895	271.4	42:27.976
11	2:12.903	41.536	37.208	54.159	163.9	44:40.879
12	1:56.932	27.745	35.957	53.230	269.3	46:37.811
13	1:58.885	27.870	38.280	52.735	272.0	48:36.696
14	1:56.501	27.745	35.924	52.832	271.4	50:33.197
15	1:57.336	27.670	35.917	53.749	270.7	52:30.533

493 Osvaldo GAIO CHL
Miller Motor Cars 488 Challenge

1	4:06.137	2:26.909	41.212	58.016	96.5	4:06.137
2	2:00.620	29.072	37.124	54.424	269.3	6:06.757
3	1:57.995	27.858	36.298	53.839	270.7	8:04.752
4	1:56.210	27.523	35.851	52.836	266.7	10:00.962
5	1:58.793	28.317	35.922	54.554	273.4	11:59.755
6	2:01.121	27.560	39.199	54.362	272.7	14:00.876
7	1:59.001	27.876	36.162	54.963	274.8	15:59.877
8	1:59.721	27.716	38.481	53.524	273.4	17:59.598
9	1:58.688	27.684	36.537	54.467	273.4	19:58.286
10	22:40.456B	31.348	206.5	42:38.740
11	2:13.051	42.581	37.251	53.219	147.1	44:51.791
12	1:56.707	27.834	36.492	52.381	272.7	46:48.498
13	1:57.380	27.778	36.101	53.501	273.4	48:45.878
14	1:57.078	27.872	36.187	53.019	272.0	50:42.956
15	1:57.267	27.612	36.675	52.980	274.8	52:40.223



FERRARI CHALLENGE NORTH AMERICA

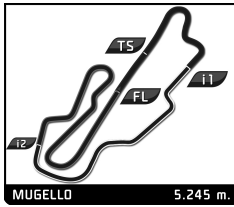
MUGELLO

Free Practice 2

Analysis

■ Personal Best
 ■ Session Best
 ■ B Crossing the finish line in pit lane

Lap	Time	Sector 1	Sector 2	Sector 3	T. Spd	Elapsed	Lap	Time	Sector 1	Sector 2	Sector 3	T. Spd	Elapsed		
499	Barry ZEKELMAN	CAN						10	1:59.608	28.422	37.357	53.829	264.7	48:30.003	
	Ferrari of Ontario	488 Challenge						11	1:59.879	28.331	37.470	54.078	262.8	50:29.882	
1	3:08.989	1:28.970	40.801	59.218	150.4	3:08.989	12	2:00.030	28.344	37.505	54.181	263.4	52:29.912		
2	2:03.089	28.252	39.993	54.844	273.4	5:12.078									
3	2:01.515	29.682	37.932	53.901	261.5	7:13.593									
4	1:54.983	27.168	35.334	52.481	274.8	9:08.576									
5	2:24.466B	27.776	36.878	1:19.812	276.2	11:33.042									
6	3:17.639	1:48.487	36.313	52.839	151.0	14:50.681									
7	1:55.174	27.217	35.684	52.273	275.5	16:45.855									
8	1:56.019	27.281	35.895	52.843	274.8	18:41.874									
9	2:51.280B	27.150	37.377	1:46.753	275.5	21:33.154									
703	Francesco PIOVANETTI	PRI						722	Luis PERUSQUIA	MEX					
	Ferrari of Ft. Lauderdale	458 Challenge EVO							Ferrari of Tampa Bay	458 Challenge EVO					
1	4:20.363	2:37.656	42.894	59.813	119.7	4:20.363	1	5:10.050	3:19.596	44.775	1:05.679	136.5	5:10.050		
2	2:07.619	30.110	40.419	57.090	228.8	6:27.982	2	2:13.810	31.657	43.219	58.934	231.3	7:23.860		
3	2:12.881	28.707	42.778	1:01.396	254.7	8:40.863	3	2:08.815	30.213	39.904	58.698	253.5	9:32.675		
4	2:00.490	28.910	37.966	53.614	266.0	10:41.353	4	2:10.539	29.928	42.182	58.429	254.1	11:43.214		
5	1:58.771	27.859	37.081	53.831	267.3	12:40.124	5	2:08.102	30.025	39.949	58.128	250.0	13:51.316		
6	2:47.243B	28.611			266.7	15:27.367	6	2:06.434	29.726	39.312	57.396	243.8	15:57.750		
7	2:27.654	45.487	42.135	1:00.032	109.9	17:55.021	7	18:25.029B	29.025	40.096	...	257.1	34:22.779		
8	2:06.889	29.889	38.763	58.237	242.2	20:01.910									
9	22:27.519B	39.474			139.2	42:29.427									
10	2:13.436	42.787	37.128	53.521	132.0	44:42.863									
11	1:57.490	27.884	36.393	53.213	266.0	46:40.353									
12	1:59.723	28.049	37.588	54.086	267.3	48:40.076									
13	1:57.524	27.769	36.472	53.283	266.7	50:37.600									
14	1:57.169	27.486	36.419	53.264	266.7	52:34.769									
708	John BOYD	USA						727	Lisa CLARK	USA					
	Ferrari of Denver	458 Challenge EVO							Scuderia Corsa - Ferrari Beverly Hills	458 Challenge EVO					
1	4:31.374	2:52.003	40.942	58.429	153.6	4:31.374	1	3:21.730	1:38.182	44.481	59.067	130.0	3:21.730		
2	1:57.797	28.079	36.621	53.097	266.7	6:29.171	2	2:09.743	30.727	40.639	58.377	259.6	5:31.473		
3	1:59.272	28.395	37.386	53.491	267.3	8:28.443	3	2:13.215	30.098	39.695	1:03.422	264.1	7:44.688		
4	1:57.636	27.843	36.525	53.268	267.3	10:26.079	4	2:15.183	33.031	42.723	59.429	214.3	9:59.871		
5	1:57.339	27.861	36.498	52.980	266.0	12:23.418	5	2:08.186	29.250	40.503	58.433	266.0	12:08.057		
6	2:27.121B	28.158			267.3	14:50.539	6	2:07.865	29.047	40.280	58.538	266.0	14:15.922		
7	2:09.067	38.250	37.010	53.807	171.2	16:59.606	7	2:07.105	29.140	39.272	58.693	266.0	16:23.027		
8	1:57.656	27.767	36.240	53.649	266.0	18:57.262	8	2:30.508B	30.936	41.451	1:18.121	249.4	18:53.535		
9	25:11.145B	27.796	37.518	...	265.4	44:08.405	9	1:30.044B	40.091			157.7	20:23.579		
10	2:24.052	48.039	38.668	57.345	102.1	46:32.457	10	24:03.887	...	40.466	59.970	141.9	44:27.464		
11	2:00.421	28.575	37.744	54.102	266.7	48:32.878	11	2:07.713	29.726	40.219	57.768	261.5	46:35.177		
12	1:59.903	28.373	37.370	54.160	266.0	50:32.781	12	2:11.046	29.801	40.782	1:00.463	266.0	48:46.223		
13	2:00.364	29.480	37.204	53.680	239.5	52:33.145	13	2:09.537	30.122	40.209	59.206	254.1	50:55.760		
							14	2:07.983	29.422	39.829	58.732	267.3	53:03.743		
709	Oscar PARADES-ARROYO	MEX						728	Joseph RUBBO	USA					
	Scuderia Corsa - Ferrari Westlake	458 Challenge EVO							Ferrari of Long Island	458 Challenge EVO					
1	5:08.617	3:26.062	41.353	1:01.202	138.8	5:08.617	1	2:56.391	1:09.895	43.429	1:03.067	130.6	2:56.391		
2	2:06.603	30.858	38.554	57.191	232.8	7:15.220	2	2:14.674	30.851	42.276	1:01.547	248.8	5:11.065		
3	4:52.937B	50.188			264.7	12:08.157	3	2:15.748	33.021	41.965	1:00.762	239.5	7:26.813		
4	2:19.091	40.775	40.749	57.567	170.3	14:27.248	4	2:04.604	29.745	39.084	55.775	265.4	9:31.417		
5	2:02.687	28.904	38.301	55.482	262.1	16:29.935	5	1:57.208	28.214	36.283	52.711	266.7	11:28.625		
6	2:01.992	28.357	37.245	56.390	264.7	18:31.927	6	1:56.863	27.624	36.077	53.162	268.0	13:25.488		
7	23:41.289B	28.053	36.997	...	265.4	42:13.214	7	1:57.185	27.692	36.325	53.168	268.7	15:22.673		
8	2:14.916	40.712	38.341	55.863	169.3	44:28.130	8	1:57.398	27.830	36.265	53.303	269.3	17:20.071		
9	2:02.265	29.226	37.993	55.046	265.4	46:30.395	9	26:18.221B	27.682			269.3	43:38.290		
764	Naveen RAO	USA						764	Naveen RAO	USA					
	Ferrari of San Diego	458 Challenge EVO							Ferrari of San Diego	458 Challenge EVO					
1	3:31.541	1:44.063	46.452	1:01.026	173.1	3:31.541	1	3:31.541	1:44.063	46.452	1:01.026	173.1	3:31.541		
2	2:04.441	30.989	38.480	54.972	200.0	5:35.982	2	2:04.441	30.989	38.480	54.972	200.0	5:35.982		
3	2:07.343	30.493	41.851	54.999	248.3	7:43.325	3	2:07.343	30.493	41.851	54.999	248.3	7:43.325		
4	1:58.624	28.066	36.672	53.886	268.0	9:41.949	4	1:58.624	28.066	36.672	53.886	268.0	9:41.949		
5	2:53.656B	27.703			267.3	12:35.605	5	2:53.656B	27.703			267.3	12:35.605		
6	2:08.319	38.817	36.571	52.931	164.9	14:43.924	6	2:08.319	38.817	36.571	52.931	164.9	14:43.924		
7	2:33.699B	27.717			268.0	17:17.623	7	2:33.699B	27.717			268.0	17:17.623		
8	2:21.427	41.314	42.580	57.533	172.0	19:39.050	8	2:21.427	41.314	42.580	57.533	172.0	19:39.050		



FERRARI CHALLENGE NORTH AMERICA

MUGELLO

Free Practice 2

Analysis

■ Personal Best
 ■ Session Best
 B Crossing the finish line in pit lane

Lap	Time	Sector 1	Sector 2	Sector 3	T. Spd	Elapsed	Lap	Time	Sector 1	Sector 2	Sector 3	T. Spd	Elapsed
9	23:00.953 B	30.224			266.7	42:40.001							
10	2:15.477	42.153	38.913	54.411	141.0	44:55.478							
11	1:58.024	27.870	36.797	53.357	266.7	46:53.502							
12	2:03.449	27.727			266.7	48:56.951							
13	1:57.743	27.628	36.663	53.452	268.0	50:54.694							
14	1:57.156	27.953	36.446	52.757	267.3	52:51.850							

769 **Kresimir PENAVIC** USA
 Ferrari of Long Island 458 Challenge EVO

1	2:54.936	1:08.064	44.624	1:02.248	123.9	2:54.936
2	2:15.769	31.749	42.367	1:01.653	255.3	5:10.705
3	2:18.131	33.131	43.789	1:01.211	241.6	7:28.836
4	2:14.867	31.443	42.044	1:01.380	264.7	9:43.703
5	2:11.534	30.137	41.560	59.837	261.5	11:55.237
6	2:13.251	30.181	43.238	59.832	261.5	14:08.488
7	2:14.193	30.339	42.879	1:00.975	263.4	16:22.681
8	2:15.382	30.773	41.479	1:03.130	247.7	18:38.063
9	12:24.090 B	29.961	42.792	...	258.4	31:02.153