

FERRARI CHALLENGE NORTH AMERICA

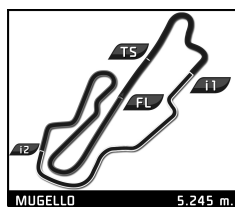
MUGELLO

Free Practice 1

Analysis

■ Personal Best
 ■ Session Best
 ■ Crossing the finish line in pit lane

Lap	Time	Sector 1	Sector 2	Sector 3	T. Spd	Elapsed	Lap	Time	Sector 1	Sector 2	Sector 3	T. Spd	Elapsed	
106	Joel WEINBERGER USA							12	1:56.152	27.489	35.591	53.072	274.8	27:35.846
	Continental AutoSports 488 Challenge							13	1:55.351	27.760	35.404	52.187	272.7	29:31.197
								14	1:55.287	27.562	35.623	52.102	274.1	31:26.484
1	3:07.819	1:22.854	44.347	1:00.618	119.3	3:07.819								
2	2:02.312	29.494	38.295	54.523	266.0	5:10.131								
3	1:58.289	28.455	36.542	53.292	274.8	7:08.420								
4	1:55.716	27.795	35.535	52.386	276.9	9:04.136								
5	1:56.336	28.126	35.544	52.666	275.5	11:00.472								
6	1:55.546	27.505	35.541	52.500	276.2	12:56.018								
7	1:56.279	27.463	35.347	53.469	276.9	14:52.297								
8	12:17.928	29.940	36.924	...	251.2	27:10.225								
9	2:12.725	43.688	36.385	52.652	156.1	29:22.950								
10	1:54.480	27.252	35.392	51.836	276.9	31:17.430								
107	Martin FUENTES MEX							12	2:05.137	27.780	36.808	1:00.549	271.4	29:55.505
	Scuderia Corsa - Ferrari Silicon Valley 488 Challenge							13	1:57.111	27.741	36.836	52.534	272.7	31:52.616
1	2:26.355	47.111	41.309	57.935	134.5	2:26.355								
2	1:54.356	27.346	35.460	51.550	272.0	4:20.711								
3	3:23.530	26.839	35.194	2:21.497	274.1	7:44.241								
4	2:23.286	47.994	37.224	58.068	100.7	10:07.527								
5	1:53.415	27.101	35.092	51.222	273.4	12:00.942								
6	2:08.154	26.956	35.283	1:05.915	274.8	14:09.096								
7	1:53.984	27.037	35.077	51.870	272.0	16:03.080								
8	1:19.536	28.273			271.4	17:22.616								
9	3:21.585	1:52.594	36.030	52.961	176.8	20:44.201								
10	1:55.014	27.011	35.784	52.219	274.1	22:39.215								
11	1:53.844	26.884	35.050	51.910	275.5	24:33.059								
12	1:55.421	26.937	35.451	53.033	276.2	26:28.480								
13	1:54.296	27.140	35.424	51.732	274.8	28:22.776								
14	3:34.441	27.143	35.374	2:31.924	275.5	31:57.217								
108	Peter LUDWIG USA							12	1:57.828	27.859	36.653	53.316	271.4	28:44.719
	Wilde World of Cars 488 Challenge							13	1:57.263	27.945	36.423	52.895	273.4	30:41.982
1	2:20.909	45.909	39.177	55.823	132.0	2:20.909								
2	1:55.572	27.724	35.856	51.992	271.4	4:16.481								
3	1:57.659	27.273	36.274	54.112	274.8	6:14.140								
4	1:53.538	26.927	35.174	51.437	274.1	8:07.678								
5	1:56.531	26.855	35.203	54.473	275.5	10:04.209								
6	1:53.890	27.080	34.918	51.892	274.1	11:58.099								
7	3:00.688	28.175			275.5	14:58.787								
8	2:25.351	43.702	41.012	1:00.637	143.6	17:24.138								
9	1:52.525	27.114	34.648	50.763	272.0	19:16.663								
10	7:41.568	26.602	40.500	6:34.466	274.1	26:58.231								
109	Christopher CAGNAZZI USA							12	1:58.012	27.867	37.597	52.548	274.1	14:38.351
	Ferrari of Long Island 488 Challenge							13	1:58.302	27.897	37.925	52.480	272.7	16:36.653
1	2:51.539	1:08.981	43.506	59.052	135.8	2:51.539								
2	2:04.714	30.600	39.145	54.969	266.7	4:56.253								
3	1:57.516	28.151	36.545	52.820	272.7	6:53.769								
4	1:56.023	27.599	35.935	52.489	273.4	8:49.792								
5	1:55.172	27.662	35.579	51.931	272.7	10:44.964								
6	1:55.375	27.595	35.390	52.390	273.4	12:40.339								
7	1:58.012	27.867	37.597	52.548	274.1	14:38.351								
8	1:58.302	27.897	37.925	52.480	272.7	16:36.653								
9	1:55.414	27.812	35.664	51.938	272.7	18:32.067								
10	1:56.123	27.747	36.006	52.370	274.1	20:28.190								
11	1:55.955	27.636	35.846	52.473	274.1	22:24.145								
12	1:55.689	27.687	35.850	52.152	272.7	24:19.834								
13	1:56.066	27.592	36.003	52.471	275.5	26:15.900								
14	1:57.335	27.560	35.964	53.811	275.5	28:13.235								
15	1:55.849	27.578	35.848	52.423	274.1	30:09.084								
110	Cooper MACNEIL USA							12	1:56.066	27.592	36.003	52.471	275.5	26:15.900
	Scuderia Corsa - Ferrari Silicon Valley 488 Challenge							13	1:57.335	27.560	35.964	53.811	275.5	28:13.235
1	2:36.256	58.244	42.484	55.528	151.9	2:36.256								



FERRARI CHALLENGE NORTH AMERICA

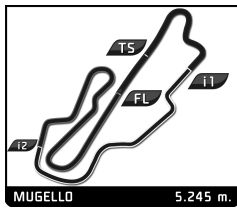
MUGELLO

Free Practice 1

Analysis

■ Personal Best
 ■ Session Best
 ■ B Crossing the finish line in pit lane

Lap	Time	Sector 1	Sector 2	Sector 3	T. Spd	Elapsed	Lap	Time	Sector 1	Sector 2	Sector 3	T. Spd	Elapsed
2	1:53.180	27.051	35.097	51.032	272.7	4:29.436	415 Murray ROTHLANDER CAN						
3	1:53.194	27.061	34.911	51.222	272.7	6:22.630	Ferrari of Vancouver 488 Challenge						
4	4:32.935 B	26.967	36.213	3:29.755	272.7	10:55.565	1	3:13.407	1:27.619	45.485	1:00.303	156.3	3:13.407
5	2:10.357	39.107	39.472	51.778	176.8	13:05.922	2	2:02.301	28.891	38.614	54.796	268.7	5:15.708
6	1:53.202	26.808	35.171	51.223	272.7	14:59.124	3	2:00.000	28.222	37.631	54.147	268.7	7:15.708
7	1:55.789	27.033	35.197	53.559	274.1	16:54.913	4	1:58.319	28.189	36.703	53.427	268.7	9:14.027
8	2:17.922 B	27.343	37.913	1:12.666	272.7	19:12.835	5	6:02.707 B	28.154			269.3	15:16.734
9	3:25.302	1:57.785	35.754	51.763	165.4	22:38.137	6	2:16.521	41.788	38.905	55.828	146.5	17:33.255
10	1:53.013	26.875	35.087	51.051	274.1	24:31.150	7	1:58.307	28.315	36.515	53.477	268.7	19:31.562
11	1:53.118	26.856	35.088	51.174	274.1	26:24.268	8	1:55.967	27.485	35.547	52.935	270.7	21:27.529
12	3:47.264 B	27.222	35.411	2:44.631	274.1	30:11.532	9	1:56.041	27.535	36.042	52.464	272.0	23:23.570
199 Wei LU CAN							426 Robert PICERNE USA						
Ferrari of Vancouver 488 Challenge							Ferrari of Central Florida 488 Challenge						
1	2:52.223	1:15.230	41.341	55.652	116.4	2:52.223	1	3:59.699	2:04.338	48.138	1:07.223	99.5	3:59.699
2	1:55.732	28.118	36.048	51.566	273.4	4:47.955	2	2:18.370	32.443	42.105	1:03.822	246.6	6:18.069
3	1:53.682	27.028	35.276	51.378	272.0	6:41.637	3	2:08.117	29.855	41.112	57.150	252.9	8:26.186
4	1:53.201	26.877	35.076	51.248	274.1	8:34.838	4	2:07.898	29.100	39.584	59.214	257.8	10:34.084
5	7:26.810 B	26.918			272.7	16:01.648	5	2:03.133	28.618	38.508	56.007	262.1	12:37.217
6	2:10.536	39.241	37.833	53.462	174.2	18:12.184	6	2:06.782	30.142	39.784	56.856	224.5	14:43.999
7	1:59.599	26.941	38.424	54.234	274.1	20:11.783	7	2:06.923	28.795	40.000	58.128	264.1	16:50.922
8	4:28.620 B	26.943	35.482	3:26.195	274.8	24:40.403	8	2:05.740	28.868	39.104	57.768	254.7	18:56.662
9	2:18.156	37.865	36.822	1:03.469	169.0	26:58.559	9	2:03.731	28.853	38.566	56.312	265.4	21:00.393
10	1:53.682	27.058	35.242	51.382	272.7	28:52.241	10	2:04.404	28.780	38.593	57.031	259.0	23:04.797
11	1:53.778	27.025	35.195	51.558	273.4	30:46.019	11	2:04.888	29.873	38.197	56.818	242.7	25:09.685
404 Dave MUSIAL USA							433 Michael FASSBENDER DEU						
Lake Forest Sportscars 488 Challenge							Ferrari North America 488 Challenge						
1	3:20.768	1:36.261	43.711	1:00.796	133.7	3:20.768	1	3:04.104	1:15.135	46.253	1:02.716	104.4	3:04.104
2	2:04.735	30.266	39.256	55.213	264.7	5:25.503	2	2:12.338	30.530	44.403	57.405	262.8	5:16.442
3	1:57.175	28.801	35.817	52.557	271.4	7:22.678	3	2:00.255	29.037	36.994	54.224	251.2	7:16.697
4	1:55.908	27.736	35.281	52.891	272.7	9:18.586	4	1:58.089	28.132	36.394	53.563	268.7	9:14.786
5	1:56.261	27.484	36.085	52.692	274.1	11:14.847	5	1:56.857	28.045	36.267	52.545	268.0	11:11.643
6	1:56.014	27.456	35.826	52.732	274.1	13:10.861	6	1:56.070	27.912	35.681	52.477	268.0	13:07.713
7	1:56.495	27.552	35.660	53.283	274.8	15:07.356	7	1:55.698	27.613	35.719	52.366	270.0	15:03.411
8	6:55.899 B	29.157	36.867	5:49.875	271.4	22:03.255	8	1:56.662	27.646	35.770	53.246	268.7	17:00.073
9	2:14.554	43.720	37.223	53.611	128.4	24:17.809	9	3:30.086 B	27.492	38.008	2:24.586	268.7	20:30.159
10	1:56.322	27.691	35.806	52.825	273.4	26:14.131	10	2:10.663	40.474	37.590	52.599	155.6	22:40.822
11	1:59.834	27.652	36.297	55.885	274.8	28:13.965	11	1:56.752	27.375	36.162	53.215	270.7	24:37.574
12	1:56.410	27.659	35.869	52.882	276.2	30:10.375	12	1:55.684	27.529	35.501	52.654	270.0	26:33.258
411 Karl WILLIAMS USA							493 Osvaldo GAIO CHL						
Scuderia Corsa - Ferrari Beverly Hills 488 Challenge							Miller Motor Cars 488 Challenge						
1	2:37.259	58.562	42.542	56.155	147.9	2:37.259	1	4:10.564	2:20.145	49.309	1:01.110	101.1	4:10.564
2	1:56.351	27.890	36.118	52.343	271.4	4:33.610	2	2:03.985	29.619	38.299	56.067	266.7	6:14.549
3	1:56.288	27.505	36.531	52.252	273.4	6:29.898	3	1:59.928	29.089	37.149	53.690	270.0	8:14.477
4	1:55.758	27.345	36.202	52.211	272.7	8:25.656	4	1:59.821	28.719	37.189	53.913	264.1	10:14.298
5	1:56.932	27.844	36.137	52.951	275.5	10:22.588	5	1:59.321	27.740	37.145	54.436	270.7	12:13.619
6	1:57.363	27.595	36.753	53.015	274.8	12:19.951	6	1:58.502	27.667	37.064	53.771	270.0	14:12.121
7	5:05.643 B	28.157	37.473	4:00.013	276.9	17:25.594							
8	2:10.311	40.999	36.306	53.006	163.9	19:35.905							
9	5:34.846 B	27.636	36.462	4:30.748	274.1	25:10.751							
10	2:06.546	36.588	36.805	53.153	187.8	27:17.297							
11	1:57.477	28.025	36.500	52.952	273.4	29:14.774							
12	2:01.242	27.820	36.625	56.797	272.7	31:16.016							



FERRARI CHALLENGE NORTH AMERICA

MUGELLO

Free Practice 1

Analysis

■ Personal Best ■ Session Best B Crossing the finish line in pit lane

Lap	Time	Sector 1	Sector 2	Sector 3	T. Spd	Elapsed	Lap	Time	Sector 1	Sector 2	Sector 3	T. Spd	Elapsed
7	1:59.253	27.583	36.226	55.444	272.0	16:11.374	7	3:18.750B	28.485			267.3	17:40.154
8	1:57.212	27.730	36.144	53.338	270.0	18:08.586	8	2:14.386	40.404	37.902	56.080	157.4	19:54.540
9	1:56.881	27.684	35.968	53.229	272.0	20:05.467	9	2:00.033	28.481	37.323	54.229	266.0	21:54.573
10	1:58.299	27.660	36.974	53.665	274.1	22:03.766	10	2:00.003	28.556	37.560	53.887	266.7	23:54.576
11	1:57.142	27.662	36.327	53.153	272.0	24:00.908	11	1:59.690	28.429	37.522	53.739	266.7	25:54.266
12	1:58.042	28.351	36.396	53.295	272.7	25:58.950	12	1:59.723	28.362	37.220	54.141	266.7	27:53.989
13	5:02.034B	27.914	35.994	3:58.126	273.4	31:00.984	13	2:03.507	28.153	38.795	56.559	266.7	29:57.496
							14	2:01.516	29.651	37.594	54.271	263.4	31:59.012

499 Barry ZEKELMAN CAN

Ferrari of Ontario 488 Challenge

1	3:29.175	1:42.690	45.006	1:01.479	135.2	3:29.175
2	2:01.729	29.810	37.931	53.988	247.1	5:30.904
3	2:29.465B	27.914	39.098	1:22.453	272.0	8:00.369
4	3:45.322	2:11.813	36.806	56.703	177.6	11:45.691
5	1:59.265	28.318	36.218	54.729	273.4	13:44.956
6	1:56.655	27.540	35.804	53.311	271.4	15:41.611
7	1:56.183	27.457	35.931	52.795	271.4	17:37.794
8	2:25.314B	27.591	35.989	1:21.734	274.1	20:03.108
9	4:03.252	2:33.067	36.083	54.102	180.0	24:06.360
10	1:56.480	27.622	35.896	52.962	275.5	26:02.840
11	1:56.449	27.452	35.746	53.251	273.4	27:59.289
12	1:58.628	27.430	36.288	54.910	274.8	29:57.917

703 Francesco PIOVANETTI PRI

Ferrari of Ft. Lauderdale 458 Challenge EVO

1	2:46.131	57.700	46.326	1:02.105	120.1	2:46.131
2	2:01.529	28.824	38.276	54.429	263.4	4:47.660
3	7:03.614B	29.399	38.595	5:55.620	228.8	11:51.274
4	2:30.793	46.456	42.298	1:02.039	112.1	14:22.067
5	2:01.594	28.908	38.330	54.356	260.9	16:23.661
6	1:57.164	27.742	36.561	52.861	265.4	18:20.825
7	1:57.114	27.485	36.099	53.530	266.0	20:17.939
8	1:57.604	27.385	36.579	53.640	265.4	22:15.543
9	3:04.844B	28.679			266.7	25:20.387
10	2:20.851	50.436	36.349	54.066	73.5	27:41.238
11	1:57.592	27.635	36.707	53.250	266.0	29:38.830
12	1:58.458	27.778	36.888	53.792	265.4	31:37.288

708 John BOYD USA

Ferrari of Denver 458 Challenge EVO

1	3:35.666	1:51.199	45.488	58.979	126.9	3:35.666
2	1:57.548	27.908	36.788	52.852	266.0	5:33.214
3	3:10.899B	28.195	36.624	2:06.080	270.0	8:44.113
4	2:10.027	39.645	36.962	53.420	163.1	10:54.140
5	1:56.654	27.686	36.005	52.963	267.3	12:50.794
6	1:57.314	27.600	36.829	52.885	268.0	14:48.108
7	2:02.228	28.512	36.913	56.803	262.1	16:50.336
8	10:48.352B	28.094	37.523	9:42.735	269.3	27:38.688

709 Oscar PARADES-ARROYO MEX

Scuderia Corsa - Ferrari Westlake 458 Challenge EVO

1	4:10.901	2:20.525	49.502	1:00.874	106.7	4:10.901
2	2:05.080	29.861	38.398	56.821	263.4	6:15.981
3	2:02.678	29.008	38.907	54.763	265.4	8:18.659
4	1:59.537	28.211	37.699	53.627	266.0	10:18.196
5	2:00.658	28.268	37.558	54.832	268.7	12:18.854
6	2:02.550	29.003	37.555	55.992	260.9	14:21.404

722 Luis PERUSQUIA MEX

Ferrari of Tampa Bay 458 Challenge EVO

1	4:00.506	2:06.223	47.329	1:06.954	126.5	4:00.506
2	2:12.643	32.102	42.211	58.330	252.9	6:13.149
3	2:10.560	31.617	41.040	57.903	248.3	8:23.709
4	2:10.263	31.079	39.883	59.301	241.6	10:33.972
5	2:06.778	30.241	39.024	57.513	233.3	12:40.750
6	2:06.712	30.314	39.606	56.792	248.8	14:47.462
7	2:07.459	30.502	39.416	57.541	257.8	16:54.921
8	2:08.211	30.524	39.569	58.118	239.5	19:03.132
9	2:05.888	29.582	39.094	57.212	252.9	21:09.020
10	2:08.408	29.351	40.670	58.387	257.1	23:17.428
11	2:09.037	29.400	41.345	58.292	259.0	25:26.465
12	4:14.126B	29.771	39.091	3:05.264	254.7	29:40.591

727 Lisa CLARK USA

Scuderia Corsa - Ferrari Beverly Hills 458 Challenge EVO

1	3:18.385	1:26.939	45.641	1:05.805	131.9	3:18.385
2	2:08.436	30.243	39.697	58.496	254.1	5:26.821
3	2:07.891	30.022	40.488	57.381	267.3	7:34.712
4	2:05.891	29.322	39.491	57.078	267.3	9:40.603
5	2:04.300	28.922	38.224	57.154	267.3	11:44.903
6	2:05.816	28.839	39.917	57.060	267.3	13:50.719
7	2:04.781	29.156	38.699	56.926	267.3	15:55.500
8	2:03.090	28.921	38.182	55.987	267.3	17:58.590
9	2:03.268	28.703	38.402	56.163	268.7	20:01.858
10	2:02.767	28.669	37.679	56.419	268.7	22:04.625
11	2:02.856	28.671	38.270	55.915	268.7	24:07.481
12	2:02.731	28.775	38.212	55.744	270.7	26:10.212
13	2:04.944	28.717	38.659	57.568	269.3	28:15.156
14	2:04.563	29.042	39.356	56.165	266.0	30:19.719

728 Joseph RUBBO USA

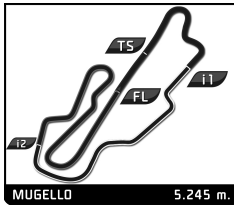
Ferrari of Long Island 458 Challenge EVO

1	4:59.510B	2:18.419			147.7	4:59.510
---	-----------	----------	--	--	-------	----------

764 Naveen RAO USA

Ferrari of San Diego 458 Challenge EVO

1	3:27.861	1:40.071	45.505	1:02.285	158.6	3:27.861
2	2:17.052	32.106	42.865	1:02.081	218.2	5:44.913
3	2:10.845	32.801	41.208	56.836	207.3	7:55.758
4	4:30.280B	28.333	37.218	3:24.729	267.3	12:26.038
5	2:19.880	41.297	41.852	56.731	166.2	14:45.918
6	2:03.971	28.215	39.141	56.615	267.3	16:49.889
7	1:58.399	28.137	37.309	52.953	267.3	18:48.288
8	1:58.132	27.672	36.169	54.291	266.0	20:46.420
9	1:56.982	27.570	36.280	53.132	269.3	22:43.402
10	1:56.428	27.546	36.027	52.855	269.3	24:39.830



FERRARI CHALLENGE NORTH AMERICA

MUGELLO

Free Practice 1

Analysis

■ Personal Best
 ■ Session Best
 B Crossing the finish line in pit lane

Lap	Time	Sector 1	Sector 2	Sector 3	T. Spd	Elapsed	Lap	Time	Sector 1	Sector 2	Sector 3	T. Spd	Elapsed
11	3:00.879 B	27.873			269.3	27:40.709							
12	2:12.849	39.495	36.948	56.406	177.9	29:53.558							
13	1:57.373	27.803	36.310	53.260	267.3	31:50.931							

769 **Kresimir PENAVIC** USA
 Ferrari of Long Island 458 Challenge EVO

1	3:40.541	1:50.610	45.791	1:04.140	120.4	3:40.541
2	2:10.867	30.339	41.865	58.663	251.7	5:51.408
3	2:07.922	29.679	41.021	57.222	258.4	7:59.330
4	2:09.881	30.101	39.856	59.924	257.1	10:09.211
5	2:08.642	29.677	40.127	58.838	264.7	12:17.853
6	2:09.949	29.683	41.549	58.717	264.7	14:27.802
7	2:18.697	29.249	49.405	1:00.043	264.7	16:46.499
8	2:10.117	29.863	41.756	58.498	263.4	18:56.616
9	2:11.270	31.438	41.099	58.733	260.9	21:07.886
10	2:09.041	29.609	41.278	58.154	263.4	23:16.927
11	2:13.454	29.571	41.587	1:02.296	263.4	25:30.381
12	2:11.797	29.635	40.113	1:02.049	264.7	27:42.178
13	2:13.150	30.539	41.167	1:01.444	266.0	29:55.328

771 **Brian KAMINSKEY** USA
 Ferrari of Long Island 458 Challenge EVO

1	3:15.777	1:25.575	45.809	1:04.393	129.0	3:15.777
2	2:09.206	30.666	41.175	57.365	265.4	5:24.983
3	2:07.122	31.463	39.606	56.053	267.3	7:32.105
4	2:04.314	28.969	38.735	56.610	266.7	9:36.419
5	2:04.311	28.552	39.279	56.480	265.4	11:40.730
6	4:08.588 B	29.016	39.469	3:00.103	265.4	15:49.318
7	2:24.509	43.029	41.203	1:00.277	151.7	18:13.827
8	2:04.688	29.290	39.462	55.936	268.0	20:18.515
9	8:25.571 B	28.984	39.137	7:17.450	268.7	28:44.086