

# FERRARI CHALLENGE EUROPE

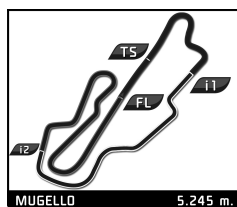
## MUGELLO

### Race 2

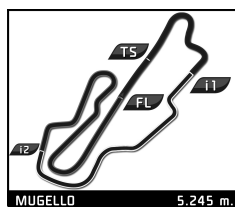
#### Analysis

**Amended**
■ Personal Best    ■ Session Best    **B** Crossing the finish line in pit lane

Lap	Time	Sector 1	Sector 2	Sector 3	T. Spd	Elapsed	Lap	Time	Sector 1	Sector 2	Sector 3	T. Spd	Elapsed	
<b>1</b>	<b>Bjorn GROSSMANN</b> DEU							6	1:55.677	27.468	36.015	52.194	276.9	11:41.991
	Octane 126 488 Challenge							7	1:54.742	27.080	35.648	52.014	277.6	13:36.733
								8	1:55.309	27.247	35.655	52.407	276.9	15:32.042
1	2:00.342	32.549	36.203	51.590		2:00.342								
2	<span style="color: green;">1:53.233</span>	27.025	<span style="color: green;">35.016</span>	<span style="color: green;">51.192</span>	272.7	3:53.575								
3	1:53.403	<span style="color: green;">27.012</span>	35.145	51.246	274.8	5:46.978								
4	1:57.486	27.196	37.772	52.518	274.8	7:44.464								
5	1:56.183	27.835	36.374	51.974	275.5	9:40.647								
6	1:53.956	27.360	35.070	51.526	270.7	11:34.603								
7	1:53.905	27.293	35.151	51.461	272.7	13:28.508								
8	1:53.674	27.128	35.252	51.294	272.7	15:22.182								
<b>8</b>	<b>Fabio LEIMER</b> CHE													
	Octane 126 488 Challenge													
1	1:57.240	31.290	35.046	50.904		1:57.240								
2	<span style="color: purple;">1:52.516</span>	<span style="color: green;">26.871</span>	<span style="color: green;">34.877</span>	<span style="color: purple;">50.768</span>	276.2	3:49.756								
3	1:52.747	26.873	35.061	50.813	276.9	5:42.503								
4	1:56.315	27.193	38.069	51.053	278.4	7:38.818								
5	1:54.244	27.528	35.523	51.193	276.9	9:33.062								
6	1:53.143	27.126	34.948	51.069	276.9	11:26.205								
7	1:52.917	26.871	34.940	51.106	279.1	13:19.122								
8	1:53.260	27.005	34.947	51.308	278.4	15:12.382								
<b>11</b>	<b>Nicklas NIELSEN</b> DNK													
	Formula Racing 488 Challenge													
1	1:56.449	30.806	<span style="color: purple;">34.643</span>	<span style="color: green;">51.000</span>		1:56.449								
2	1:52.809	<span style="color: green;">26.922</span>	34.731	51.156	273.4	3:49.258								
3	<span style="color: green;">1:52.768</span>	26.940	34.803	51.025	272.7	5:42.026								
4	1:56.020	27.197	37.674	51.149	273.4	7:38.046								
5	1:53.911	27.042	35.550	51.319	272.0	9:31.957								
6	1:53.347	27.001	35.058	51.288	274.1	11:25.304								
7	1:53.142	26.947	34.885	51.310	274.8	13:18.446								
8	1:53.185	26.973	34.849	51.363	275.5	15:11.631								
<b>19</b>	<b>Per NIELSEN</b> DNK													
	Baron Service 488 Challenge													
1	2:13.468	38.004	40.720	54.744		2:13.468								
2	1:59.087	27.961	<span style="color: green;">36.541</span>	54.585	269.3	4:12.555								
3	1:59.506	28.836	36.977	53.693	268.7	6:12.061								
4	2:00.824	28.915	38.051	53.858	270.7	8:12.885								
5	1:58.511	28.047	36.720	53.744	269.3	10:11.396								
6	<span style="color: green;">1:58.037</span>	28.118	36.548	<span style="color: green;">53.371</span>	270.0	12:09.433								
7	1:58.953	<span style="color: green;">27.947</span>	36.670	54.336	269.3	14:08.386								
8	2:00.357	29.592	37.013	53.752	264.7	16:08.743								
<b>26</b>	<b>Alexander NUSSBAUMER</b> AUT													
	Gohm Motorsport Srl 488 Challenge													
1	2:18.173	39.223	42.556	56.394		2:18.173								
2	<span style="color: green;">1:59.220</span>	<span style="color: green;">28.434</span>	<span style="color: green;">37.531</span>	<span style="color: green;">53.255</span>	272.0	4:17.393								
<b>27</b>	<b>Alessandro VEZZONI</b> ITA													
	Rossocorsa - Pellin Racing 488 Challenge													
1	2:02.575	33.779	36.654	52.142		2:02.575								
2	<span style="color: green;">1:54.622</span>	<span style="color: green;">27.060</span>	<span style="color: green;">35.608</span>	<span style="color: green;">51.954</span>	276.9	3:57.197								
3	1:55.126	27.149	35.777	52.200	276.9	5:52.323								
4	1:57.949	27.411	38.517	52.021	277.6	7:50.272								
5	1:56.042	27.391	36.353	52.298	277.6	9:46.314								
<b>30</b>	<b>Joshua CARTU</b> CAN													
	Ferrari Budapest 488 Challenge													
1	2:06.969	35.395	38.715	52.859		2:06.969								
2	1:56.695	27.610	36.492	52.593	271.4	4:03.664								
3	1:56.471	27.609	36.416	<span style="color: green;">52.446</span>	274.1	6:00.135								
4	2:01.241	29.882	37.994	53.365	274.8	8:01.376								
5	1:57.349	27.605	37.244	52.500	274.1	9:58.725								
6	1:57.803	27.728	36.563	53.512	275.5	11:56.528								
7	<span style="color: green;">1:56.174</span>	<span style="color: green;">27.254</span>	<span style="color: green;">36.013</span>	52.907	273.4	13:52.702								
8	1:56.543	27.686	36.083	52.774	275.5	15:49.245								
<b>44</b>	<b>Jens LIEBHAUSER</b> DEU													
	Formula Racing 488 Challenge													
1	2:01.344	33.312	35.914	52.118		2:01.344								
2	1:54.874	27.144	35.760	51.970	272.0	3:56.218								
3	<span style="color: green;">1:54.293</span>	<span style="color: green;">27.070</span>	<span style="color: green;">35.577</span>	51.646	270.7	5:50.511								
4	1:58.444	27.337	39.084	52.023	272.7	7:48.955								
5	1:56.288	27.313	36.419	52.556	272.0	9:45.243								
6	1:54.905	27.435	35.755	51.715	272.0	11:40.148								
7	1:54.504	27.221	35.840	<span style="color: green;">51.443</span>	273.4	13:34.652								
8	1:55.156	27.351	35.869	51.936	273.4	15:29.808								
<b>45</b>	<b>Christian OVERGAARD</b> DNK													
	Baron Service 488 Challenge													
1	2:10.957	37.600	40.240	53.117		2:10.957								
2	1:57.206	27.435	36.978	52.793	275.5	4:08.163								
3	1:56.772	27.510	36.453	52.809	275.5	6:04.935								
4	1:59.119	27.753	37.726	53.640	276.2	8:04.054								
5	1:57.160	27.631	36.354	53.175	276.9	10:01.214								
6	1:57.302	27.688	36.176	53.438	274.8	11:58.516								
7	1:57.348	28.314	36.434	52.600	276.9	13:55.864								
8	<span style="color: green;">1:56.064</span>	<span style="color: green;">27.296</span>	<span style="color: green;">36.173</span>	<span style="color: green;">52.595</span>	274.8	15:51.928								
<b>69</b>	<b>Marco ZANASI</b> ITA													
	CDP 488 Challenge													
1	2:05.654	34.760	38.106	52.788		2:05.654								
2	1:55.979	27.565	36.259	52.155	276.2	4:01.633								
3	1:55.567	27.534	35.766	52.267	276.2	5:57.200								
4	1:56.727	27.640	36.546	52.541	277.6	7:53.927								
5	1:56.527	27.716	36.362	52.449	276.9	9:50.454								
6	1:56.590	<span style="color: green;">27.350</span>	36.398	52.842	275.5	11:47.044								
7	1:56.603	27.617	35.782	53.204	275.5	13:43.647								
8	<span style="color: green;">1:55.140</span>	27.448	<span style="color: green;">35.740</span>	<span style="color: green;">51.952</span>	276.9	15:38.787								
<b>70</b>	<b>Martin NELSON</b> SWE													
	Scuderia Autoropa 488 Challenge													
1	2:06.424	35.703	37.933	52.788		2:06.424								
2	1:56.219	27.676	36.274	52.269	275.5	4:02.643								
3	<span style="color: green;">1:55.599</span>	<span style="color: green;">27.411</span>	35.979	<span style="color: green;">52.209</span>	276.2	5:58.242								
4	1:58.531	27.741	38.212	52.578	278.4	7:56.773								
5	1:56.225	27.551	36.317	52.357	276.2	9:52.998								
6	1:55.610	27.453	<span style="color: green;">35.645</span>	52.512	276.2	11:48.608								
7	1:57.269	28.229	36.131	52.909	276.2	13:45.877								


**FERRARI CHALLENGE EUROPE**
**MUGELLO**
**Race 2**
**Analysis**
**Amended**
■ Personal Best    ■ Session Best    **B** Crossing the finish line in pit lane

Lap	Time	Sector 1	Sector 2	Sector 3	T. Spd	Elapsed	Lap	Time	Sector 1	Sector 2	Sector 3	T. Spd	Elapsed
<b>73</b> <b>Robin JENSEN</b> <span style="float: right;">SWE</span> Baron Service <span style="float: right;">488 Challenge</span>													
1	2:14.801	39.600	40.628	54.573		2:14.801	4	1:57.973	27.175	38.315	52.483	276.2	7:44.287
2	1:58.066	28.169	36.248	53.649	270.7	4:12.867	5	1:56.599	27.745	36.165	52.689	276.2	9:40.886
3	1:56.404	28.180	35.933	52.291	272.7	6:09.271	6	1:54.480	27.527	35.363	51.590	274.8	11:35.366
4	1:57.626	28.118	36.735	52.773	272.7	8:06.897	7	1:54.253	27.104	35.219	51.930	277.6	13:29.619
5	1:57.157	28.076	36.646	52.435	274.1	10:04.054	8	1:55.291	27.195	35.354	52.742	277.6	15:24.910
6	1:56.189	27.509	36.399	52.281	274.1	12:00.243							
7	1:58.072	27.677	36.937	53.458	276.2	13:58.315							
8	1:57.086	27.710	36.544	52.832	274.1	15:55.401							
<b>80</b> <b>Marc BROUGH</b> <span style="float: right;">GBR</span> Graypaul Nottingham <span style="float: right;">488 Challenge</span>													
1	2:11.640	37.378	40.682	53.580		2:11.640							
2	1:56.949	27.581	36.430	52.938	275.5	4:08.589							
3	1:56.928	27.771	36.398	52.759	274.8	6:05.517							
4	1:59.431	27.899	37.632	53.900	278.4	8:04.948							
5	1:57.222	27.804	36.570	52.848	274.8	10:02.170							
6	1:57.802	28.102	36.532	53.168	276.2	11:59.972							
7	1:59.010	28.574	36.892	53.544	276.2	13:58.982							
8	1:57.090	27.690	36.432	52.968	273.4	15:56.072							
<b>81</b> <b>Bonamy GRIMES</b> <span style="float: right;">GBR</span> Stratstone Ferrari <span style="float: right;">488 Challenge</span>													
1	2:03.650	34.478	36.932	52.240		2:03.650							
2	1:55.331	27.272	35.877	52.182	275.5	3:58.981							
3	1:56.006	27.404	35.974	52.628	275.5	5:54.987							
4	1:57.949	27.356	37.916	52.677	275.5	7:52.936							
5	1:56.284	27.681	36.244	52.359	274.8	9:49.220							
6	1:56.258	27.644	36.118	52.496	276.2	11:45.478							
7	2:06.336	27.370	36.154	1:02.812	275.5	13:51.814							
8	1:56.872	27.790	36.225	52.857	268.7	15:48.686							
<b>82</b> <b>Palle KJAERGAARD</b> <span style="float: right;">DNK</span> Baron Service <span style="float: right;">488 Challenge</span>													
1	2:23.513	42.212	43.833	57.468		2:23.513							
2	2:05.890	29.580	39.295	57.015	274.1	4:29.403							
3	2:09.581	29.596	43.655	56.330	267.3	6:38.984							
4	2:06.929	29.284	40.674	56.971	273.4	8:45.913							
5	2:06.364	29.605	40.372	56.387	270.7	10:52.277							
6	2:03.756	28.704	39.562	55.490	268.0	12:56.033							
7	2:03.700	29.180	39.126	55.394	272.0	14:59.733							
8	2:03.772	28.624	39.359	55.789	272.0	17:03.505							
<b>91</b> <b>Philipp BARON</b> <span style="float: right;">AUT</span> Rossocorsa <span style="float: right;">488 Challenge</span>													
1	1:57.827	31.590	35.196	51.041		1:57.827							
2	1:53.077	26.974	34.984	51.119	275.5	3:50.904							
3	1:53.256	27.081	34.913	51.262	277.6	5:44.160							
<b>92</b> <b>Sam SMEETH</b> <span style="float: right;">GBR</span> Stratstone Ferrari <span style="float: right;">488 Challenge</span>													
1	1:58.799	32.033	35.353	51.413		1:58.799							
2	1:53.706	26.845	35.375	51.486	275.5	3:52.505							
3	1:53.809	26.911	35.332	51.566	276.2	5:46.314							
<b>93</b> <b>Chris FROGGATT</b> <span style="float: right;">GBR</span> HR Owen <span style="float: right;">488 Challenge</span>													
1	2:04.108	34.647	37.052	52.409		2:04.108							
2	1:55.381	27.249	36.057	52.075	276.9	3:59.489							
3	1:55.777	27.176	36.007	52.594	275.5	5:55.266							
4	1:58.337	27.390	38.479	52.468	274.8	7:53.603							
5	1:56.530	27.825	36.285	52.420	270.7	9:50.133							
6	1:55.844	27.265	36.284	52.295	276.2	11:45.977							
7	1:56.881	27.313	36.036	53.532	277.6	13:42.858							
8	1:55.070	27.319	35.598	52.153	275.5	15:37.928							
<b>97</b> <b>Tommaso ROCCA</b> <span style="float: right;">ITA</span> Rossocorsa <span style="float: right;">488 Challenge</span>													
1	2:14.065	38.712	40.870	54.483		2:14.065							
2	1:59.110	28.325	36.379	54.406	268.0	4:13.175							
3	1:59.116	29.006	36.853	53.257	272.0	6:12.291							
4	2:00.886	28.861	38.200	53.825	273.4	8:13.177							
5	1:58.371	28.031	37.065	53.275	270.0	10:11.548							
6	1:58.218	28.307	36.539	53.372	268.7	12:09.766							
7	1:58.690	28.150	36.556	53.984	270.7	14:08.456							
8	1:58.656	29.173	36.754	52.729	273.4	16:07.112							
<b>300</b> <b>Tina KOK</b> <span style="float: right;">DNK</span> Formula Racing <span style="float: right;">488 Challenge</span>													
1	2:18.693	40.562	41.848	56.283		2:18.693							
2	1:59.731	28.395	37.641	53.695	272.7	4:18.424							
3	2:01.875	30.286	37.872	53.717	274.1	6:20.299							
4	1:59.751	28.478	37.975	53.298	273.4	8:20.050							
5	2:05.497	29.883	41.112	54.502	273.4	10:25.547							
6	2:00.242	28.297	38.062	53.883	270.7	12:25.789							
7	1:58.967	28.138	37.143	53.686	270.7	14:24.756							
8	1:58.403	27.980	36.776	53.647	271.4	16:23.159							
<b>301</b> <b>Fabienne WOHLWEND</b> <span style="float: right;">LIE</span> Octane 126 <span style="float: right;">488 Challenge</span>													
1	2:01.911	33.593	36.390	51.928		2:01.911							
2	1:54.616	27.138	35.596	51.882	277.6	3:56.527							
3	1:54.624	27.434	35.498	51.692	277.6	5:51.151							
4	1:58.268	27.447	38.743	52.078	277.6	7:49.419							
5	1:56.249	27.826	35.964	52.459	277.6	9:45.668							
6	1:55.227	27.834	35.652	51.741	278.4	11:40.895							
7	1:54.495	27.188	35.725	51.582	278.4	13:35.390							
8	1:54.998	27.271	35.661	52.066	277.6	15:30.388							
<b>302</b> <b>Claudio SCHIAVONI</b> <span style="float: right;">ITA</span> Kessel Racing <span style="float: right;">488 Challenge</span>													
1	2:14.849	38.596	41.246	55.007		2:14.849							
2	1:58.669	28.675	36.347	53.647	274.1	4:13.518							
3	1:59.411	29.024	37.255	53.132	270.7	6:12.929							
4	2:00.668	28.508	38.316	53.844	275.5	8:13.597							
5	1:58.423	28.130	37.070	53.223	270.7	10:12.020							



# FERRARI CHALLENGE EUROPE

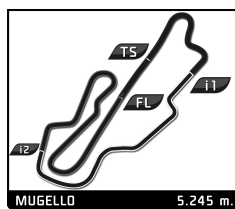
## MUGELLO

### Race 2

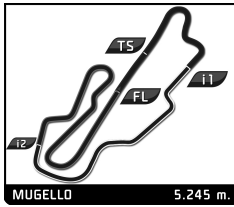
### Analysis

**Amended**
■ Personal Best    ■ Session Best    ■ Crossing the finish line in pit lane

Lap	Time	Sector 1	Sector 2	Sector 3	T. Spd	Elapsed	Lap	Time	Sector 1	Sector 2	Sector 3	T. Spd	Elapsed
<b>317 Dusan PALCR</b> CZE													
Scuderia Praha 488 Challenge													
1	2:16.309	40.049	41.118	55.142		2:16.309	1	2:05.861	35.064	38.208	52.589		2:05.861
2	<b>1:59.320</b>	<b>28.076</b>	<b>37.612</b>	<b>53.632</b>	276.2	4:15.629	2	1:56.143	27.753	36.174	52.216	274.1	4:02.004
<b>318 James WEILAND</b> USA													
Rossocorsa 488 Challenge													
1	2:07.781	36.293	38.828	52.660		2:07.781	3	<b>1:55.712</b>	27.558	35.843	52.311	272.0	5:57.716
2	1:56.686	27.818	36.254	52.614	276.2	4:04.467	4	1:56.944	27.627	37.070	52.247	274.1	7:54.660
<b>326 Henrik KAMSTRUP</b> DNK													
Baron Service 488 Challenge													
1	2:19.216	41.114	41.872	56.230		2:19.216	5	1:56.887	27.490	36.185	53.212	273.4	9:51.547
2	1:59.868	28.430	37.920	<b>53.518</b>	271.4	4:19.084	6	1:55.955	<b>27.474</b>	35.820	52.661	272.0	11:47.502
<b>327 Tommy LINDROTH</b> SWE													
Penske Sportwagen Hamburg 488 Challenge													
1	2:16.611	39.470	42.098	55.043		2:16.611	7	2:13.079	45.136	<b>35.761</b>	<b>52.182</b>	274.1	14:00.581
2	1:59.657	28.034	37.893	53.730	271.4	4:16.268	8	1:56.252	27.516	36.080	52.656	272.0	15:56.833
<b>328 Christian KINCH</b> SWE													
Gohm Motorsport BB 488 Challenge													
1	2:15.551	39.191	41.379	54.981		2:15.551	1	2:00.802	28.398	37.914	<b>54.490</b>	273.4	10:34.958
2	<b>1:59.521</b>	<b>28.477</b>	<b>37.504</b>	<b>53.540</b>	272.7	4:15.072	2	<b>2:00.726</b>	<b>28.215</b>	<b>37.766</b>	54.745	274.8	12:35.684
<b>333 Murat Ruhi CUHADAROGLU</b> TUR													
Kessel Racing 488 Challenge													
1	2:08.866	36.676	39.254	52.936		2:08.866	3	2:09.375	33.939	39.054	56.382	274.8	6:30.274
2	1:57.190	27.613	36.538	53.039	274.1	4:06.056	4	2:03.882	28.678	39.725	55.479	272.0	8:34.156
<b>344 Vladimir HLADIK</b> CZE													
Baron Service 488 Challenge													
1	2:08.866	36.676	39.254	52.936		2:08.866	5	2:00.802	28.398	37.914	<b>54.490</b>	273.4	10:34.958
2	1:57.190	27.613	36.538	53.039	274.1	4:06.056	6	<b>2:00.726</b>	<b>28.215</b>	<b>37.766</b>	54.745	274.8	12:35.684
<b>345 Laurent DE MEEUS</b> BEL													
HR Owen 488 Challenge													
1	2:19.542	41.650	41.764	56.128		2:19.542	7	2:02.472	28.820	38.263	55.389	257.1	14:38.156
2	2:01.357	28.722	38.136	54.499	269.3	4:20.899	8	2:01.063	28.269	38.044	54.750	273.4	16:39.219
<b>347 Henry HASSID</b> FRA													
Charles Pozzi 488 Challenge													
1	2:00.953	32.273	35.877	52.803		2:00.953	1	2:19.542	41.650	41.764	56.128		2:19.542
2	1:54.409	27.175	35.504	51.730	274.8	3:55.362	2	2:01.357	28.722	38.136	54.499	269.3	4:20.899
<b>357 Tani HANNA</b> LBN													
Formula Racing 488 Challenge													
1	2:09.185	36.853	39.713	<b>52.619</b>		2:09.185	3	<b>1:54.368</b>	<b>27.095</b>	35.568	51.705	272.7	5:49.730
2	1:57.287	27.657	36.611	53.019	274.1	4:06.472	4	1:58.549	27.257	39.397	51.895	276.2	7:48.279
<b>360 Johnny LAURSEN</b> DNK													
Formula Racing 488 Challenge													
1	2:03.021	33.925	36.885	52.211		2:03.021	5	1:55.854	27.781	36.053	52.020	272.7	9:44.133
2	1:54.977	<b>27.083</b>	35.635	52.259	276.9	3:57.998	6	1:54.437	27.274	35.524	<b>51.639</b>	276.9	11:38.570


**FERRARI CHALLENGE EUROPE**
**MUGELLO**
**Race 2**
**Analysis**
**Amended**
■ Personal Best    ■ Session Best    ■ Crossing the finish line in pit lane

Lap	Time	Sector 1	Sector 2	Sector 3	T. Spd	Elapsed	Lap	Time	Sector 1	Sector 2	Sector 3	T. Spd	Elapsed
<b>361</b> <b>Thomas GOSTNER</b> ITA							Ineco - MP Racing 488 Challenge						
1	2:10.269	37.291	40.107	52.871		2:10.269	4	2:49.284 <span style="color: blue;">B</span>	27.762			277.6	8:46.034
2	1:57.413	27.960	36.407	53.046	270.0	4:07.682	5	2:05.848	37.161	35.888	52.799	179.4	10:51.882
3	<span style="color: green;">1:56.691</span>	<span style="color: green;">27.555</span>	<span style="color: green;">36.336</span>	<span style="color: green;">52.800</span>	273.4	6:04.373	6	1:55.984	27.717	35.906	52.361	273.4	12:47.866
4	1:59.548	27.675	38.147	53.726	274.8	8:03.921	7	1:56.242	<span style="color: green;">27.567</span>	36.145	52.530	273.4	14:44.108
5	1:57.969	28.104	36.501	53.364	274.8	10:01.890	8	1:56.808	28.357	36.247	52.204	272.7	16:40.916
6	1:57.390	27.998	36.498	52.894	274.1	11:59.280							
7	1:58.343	28.271	36.607	53.465	274.8	13:57.623							
8	1:57.728	28.100	36.540	53.088	274.1	15:55.351							
<b>362</b> <b>Christophe HURNI</b> CHE							Team Zenith Sion-Lausanne 488 Challenge						
1	2:07.370	36.132	38.305	52.933		2:07.370							
2	1:56.520	27.874	36.141	<span style="color: green;">52.505</span>	278.4	4:03.890							
3	1:56.642	27.716	36.385	52.541	277.6	6:00.532							
4	2:00.216	<span style="color: green;">27.555</span>	39.443	53.218	277.6	8:00.748							
5	1:57.652	27.886	36.742	53.024	275.5	9:58.400							
6	1:58.599	28.576	36.259	53.764	275.5	11:56.999							
7	<span style="color: green;">1:56.511</span>	27.802	<span style="color: green;">35.981</span>	52.728	276.9	13:53.510							
8	1:56.730	27.718	36.053	52.959	277.6	15:50.240							
<b>368</b> <b>David LIM</b> MYS							Formula Racing 488 Challenge						
1	2:21.061	43.181	42.288	55.592		2:21.061							
2	2:03.556	28.705	39.054	55.797	268.0	4:24.617							
3	2:02.869	29.789	38.728	54.352	272.0	6:27.486							
4	2:00.811	28.529	38.314	53.968	270.7	8:28.297							
5	2:00.493	28.499	37.674	54.320	270.7	10:28.790							
6	2:00.101	28.598	<span style="color: green;">37.314</span>	54.189	272.7	12:28.891							
7	1:59.887	28.340	37.371	54.176	272.7	14:28.778							
8	<span style="color: green;">1:59.536</span>	<span style="color: green;">28.226</span>	37.523	<span style="color: green;">53.787</span>	272.7	16:28.314							
<b>371</b> <b>Per FALHOLT</b> DNK							Formula Racing 488 Challenge						
1	2:22.136	42.686	43.399	56.051		2:22.136							
2	2:04.018	28.509	39.693	55.816	272.7	4:26.154							
3	2:09.809	31.694	41.922	56.193	270.0	6:35.963							
4	2:05.609	29.271	39.659	56.679	268.7	8:41.572							
5	2:01.793	28.839	37.602	55.352	268.7	10:43.365							
6	<span style="color: green;">1:59.677</span>	28.635	<span style="color: green;">37.085</span>	<span style="color: green;">53.957</span>	271.4	12:43.042							
7	2:00.255	<span style="color: green;">28.504</span>	37.127	54.624	271.4	14:43.297							
8	2:02.974	29.790	37.847	55.337	269.3	16:46.271							
<b>377</b> <b>Fons SCHELEMA</b> NLD							Kessel Racing 488 Challenge						
1	2:23.812	36.416	53.435	53.961		2:23.812							
2	2:00.103	28.668	37.165	54.270	277.6	4:23.915							
3	<span style="color: green;">1:58.170</span>	<span style="color: green;">28.721</span>	<span style="color: green;">35.928</span>	<span style="color: green;">52.521</span>	274.1	6:22.085							
4	1:58.353	<span style="color: green;">29.280</span>	37.147	52.926	277.6	8:20.438							
<b>381</b> <b>Erich PRINOTH</b> ITA							Ineco - MP Racing 488 Challenge						
1	2:05.250	35.035	37.317	52.898		2:05.250							
2	1:55.972	27.642	36.221	<span style="color: green;">52.109</span>	276.9	4:01.222							
3	<span style="color: green;">1:55.528</span>	27.702	<span style="color: green;">35.710</span>	52.116	272.7	5:56.750							
<b>383</b> <b>Manuela GOSTNER</b> ITA							Ineco - MP Racing 488 Challenge						
1	2:04.479	34.860	37.056	52.563		2:04.479							
2	<span style="color: green;">1:55.567</span>	27.519	36.052	<span style="color: green;">51.996</span>	276.2	4:00.046							
3	1:55.596	27.541	35.719	52.336	276.9	5:55.642							
4	1:57.785	27.526	37.387	52.872	278.4	7:53.427							
5	1:56.111	27.568	36.158	52.385	274.8	9:49.538							
6	1:56.945	27.592	36.373	52.980	276.9	11:46.483							
7	1:56.537	<span style="color: green;">27.369</span>	36.052	53.116	275.5	13:43.020							
8	1:55.629	27.658	<span style="color: green;">35.604</span>	52.367	273.4	15:38.649							
<b>398</b> <b>Eric CHEUNG</b> CAN							Formula Racing 488 Challenge						
1	2:09.786	37.716	39.153	52.917		2:09.786							
2	1:57.366	<span style="color: green;">27.436</span>	36.665	53.265	276.2	4:07.152							
3	<span style="color: green;">1:56.602</span>	27.622	<span style="color: green;">36.290</span>	<span style="color: green;">52.690</span>	274.1	6:03.754							
4	1:59.592	27.649	38.327	53.616	276.2	8:03.346							
5	1:57.645	27.893	36.561	53.191	276.2	10:00.991							
6	1:57.887	28.486	36.372	53.029	275.5	11:58.878							
7	1:58.519	28.358	36.463	53.698	275.5	13:57.397							
8	1:57.454	27.993	36.432	53.029	274.8	15:54.851							
<b>399</b> <b>Ingvar MATSSON</b> SWE							Scuderia Autoropa 488 Challenge						
1	2:13.632	37.030	42.251	54.351		2:13.632							
2	1:59.107	28.174	36.524	54.409	262.1	4:12.739							
3	1:58.989	29.089	36.900	53.000	265.4	6:11.728							
4	1:56.896	<span style="color: green;">27.502</span>	37.099	<span style="color: green;">52.295</span>	272.0	8:08.624							
5	1:56.625	28.015	36.275	52.335	271.4	10:05.249							
6	<span style="color: green;">1:56.303</span>	27.632	<span style="color: green;">36.080</span>	52.591	271.4	12:01.552							
7	1:58.020	28.162	36.262	53.596	272.7	13:59.572							
8	1:56.762	27.728	36.386	52.648	273.4	15:56.334							
<b>622</b> <b>Holger HARMSEN</b> DEU							Lueg Sportivo 458 Challenge EVO						
1	2:17.397	40.940	41.192	55.265		2:17.397							
2	1:59.667	27.926	37.578	54.163	266.7	4:17.064							
3	2:02.573	31.175	37.861	<span style="color: green;">53.537</span>	266.7	6:19.637							
4	1:59.759	27.981	37.922	53.856	264.1	8:19.396							
5	<span style="color: green;">1:58.973</span>	<span style="color: green;">27.864</span>	<span style="color: green;">36.978</span>	54.131	266.7	10:18.369							
6	2:00.017	28.385	37.329	54.303	265.4	12:18.386							
7	1:59.717	28.422	37.202	54.093	262.8	14:18.103							
8	1:59.242	27.959	37.148	54.135	264.7	16:17.345							
<b>641</b> <b>Kriton LENDOUDIS</b> GRC							Formula Racing 458 Challenge EVO						
1	2:13.984	38.405	40.595	54.984		2:13.984							
2	2:00.815	29.532	37.604	<span style="color: green;">53.679</span>	266.0	4:14.799							
3	1:59.685	28.471	37.304	53.910	270.0	6:14.484							
4	2:00.220	28.159	37.656	54.405	266.7	8:14.704							
5	<span style="color: green;">1:58.755</span>	<span style="color: green;">27.871</span>	<span style="color: green;">36.821</span>	54.063	270.0	10:13.459							



# FERRARI CHALLENGE EUROPE

## MUGELLO

### Race 2

**Amended**

### Analysis

■ Personal Best    ■ Session Best    **B** Crossing the finish line in pit lane

Lap	Time	Sector 1	Sector 2	Sector 3	T. Spd	Elapsed	Lap	Time	Sector 1	Sector 2	Sector 3	T. Spd	Elapsed
6	1:58.788	27.959	36.919	53.910	269.3	12:12.247							
7	1:59.973	28.523	37.165	54.285	268.0	14:12.220							
8	1:59.470	28.239	37.116	54.115	268.7	16:11.690							

642	<b>Galip ATAR</b>												TUR
	Octane 126												458 Challenge EVO
1	2:20.545	40.648	43.776	56.121		2:20.545							
2	2:00.958	28.380	38.178	54.400	266.0	4:21.503							
3	2:08.908	32.582	39.441	56.885	266.0	6:30.411							
4	2:04.287	29.599	40.167	54.521	266.0	8:34.698							
5	2:00.837	28.820	37.465	54.552	266.0	10:35.535							
6	2:00.011	28.232	37.792	53.987	268.0	12:35.546							
7	1:59.149	27.945	37.139	54.065	266.0	14:34.695							
8	1:59.331	28.205	37.104	54.022	267.3	16:34.026							