

FERRARI CHALLENGE EUROPE

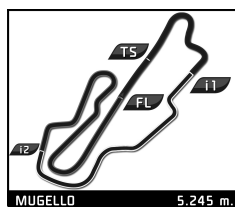
MUGELLO

Qualifying 1

Analysis

■ Personal Best
 ■ Session Best
 ■ Crossing the finish line in pit lane

Lap	Time	Sector 1	Sector 2	Sector 3	T. Spd	Elapsed	Lap	Time	Sector 1	Sector 2	Sector 3	T. Spd	Elapsed	
1	Bjorn GROSSMANN DEU							2	1:53.485	27.458	34.968	51.059	274.1	20:27.209
	Octane 126 488 Challenge							3	1:52.011	26.773	34.306	50.932	276.2	22:19.220
	1	14:41.650	...	48.309	1:04.768	120.4	4	1:54.590	26.916	35.953	51.721	277.6	24:13.810	
	2	2:16.321	37.088	44.180	55.053	164.9	5	2:40.989 B	26.890	34.788	1:39.311	281.2	26:54.799	
	3	1:51.078	26.551	34.107	50.420	270.7								
	4	7:18.488 B	26.445	42.775	6:09.268	272.7								
	5	2:26.465	40.469	40.685	1:05.311	159.5								
	6	2:02.287	28.704	37.588	55.995	248.3								
8	Fabio LEIMER CHE													
	Octane 126 488 Challenge													
	1	14:22.017	...	39.747	55.592	115.4								
	2	1:55.132	28.033	35.203	51.896	274.1								
	3	1:54.893	26.666	34.900	53.327	276.2								
	4	1:51.590	26.527	34.104	50.959	277.6								
	5	1:51.055	26.546	34.150	50.359	276.2								
	6	4:11.118 B	27.407			276.9								
	7	2:04.299	37.719	34.883	51.697	177.3								
11	Nicklas NIELSEN DNK													
	Formula Racing 488 Challenge													
	1	20:37.096	...	43.247	55.379	150.6								
	2	1:56.102	27.985	36.036	52.081	274.1								
	3	1:54.733	26.805	35.296	52.632	275.5								
	4	1:53.073	26.464	34.047	52.562	276.9								
	5	2:01.256	28.397	38.402	54.457	275.5								
	6	1:50.807	26.476	34.089	50.242	276.2								
	7	2:11.892	28.492	45.555	57.845	279.1								
	8	1:53.974	26.888	34.823	52.263	276.2								
19	Per NIELSEN DNK													
	Baron Service 488 Challenge													
	1	7:46.674 B	5:39.063			110.2								
	2	5:10.378	3:25.556	43.746	1:01.076	151.3								
	3	2:12.331	30.659	41.316	1:00.356	264.1								
	4	2:02.049	28.573	39.871	53.605	266.0								
	5	2:08.019	27.845	42.266	57.908	268.7								
	6	1:56.189	27.918	35.960	52.311	270.0								
	7	2:10.196	30.226	40.738	59.232	272.0								
	8	1:55.450	27.658	35.489	52.303	267.3								
26	Alexander NUSSBAUMER AUT													
	Gohm Motorsport SI 488 Challenge													
	1	10:38.163 B	4:43.988	50.056	5:04.119	137.4								
	2	7:42.618	6:00.804	43.850	57.964	146.1								
	3	1:59.556	28.645	37.381	53.530	269.3								
	4	1:57.170	28.524	36.665	51.981	271.4								
	5	1:56.178	27.930	36.336	51.912	272.7								
	6	2:44.655 B	28.071	35.942	1:40.642	272.0								
	7	2:57.502	1:23.644	37.693	56.165	145.4								
	8	1:56.803	27.709	36.305	52.789	270.7								
	9	1:56.051	27.563	36.353	52.135	270.0								
27	Alessandro VEZZONI ITA													
	Rossocorsa - Pellin Racing 488 Challenge													
	1	18:33.725	...	40.693	54.754	133.5								
30	Joshua CARTU CAN													
	Ferrari Budapest 488 Challenge													
	1	18:04.417	...	43.354	58.005	143.4								
	2	2:16.322	27.535	36.413	1:12.374	272.0								
	3	1:53.748	26.990	35.243	51.515	272.7								
	4	1:53.688	26.827	35.538	51.323	273.4								
	5	2:33.345 B	27.045	36.433	1:29.867	273.4								
	6	4:20.580	2:29.822	53.673	57.085	177.3								
	7	2:03.534	30.114	40.677	52.743	272.7								
	8	1:54.188	27.104	35.383	51.701	271.4								
	9	1:54.555	27.049	35.640	51.866	272.0								
44	Jens LIEBHAUSER DEU													
	Formula Racing 488 Challenge													
	1	18:02.889	...	43.367	58.445	133.5								
	2	2:16.010	27.996	36.370	1:11.644	270.0								
	3	1:52.593	27.072	34.631	50.890	271.4								
	4	1:51.870	26.776	34.283	50.811	272.0								
	5	2:34.399 B	27.314	40.222	1:26.863	272.7								
45	Christian OVERGAARD DNK													
	Baron Service 488 Challenge													
	1	10:26.504 B	5:42.295			109.1								
	2	2:40.453	47.944	46.578	1:05.931	137.6								
	3	2:11.693	31.728	42.810	57.155	238.4								
	4	2:02.234	28.052	37.844	56.338	269.3								
	5	2:03.238	28.744	38.063	56.431	269.3								
	6	1:56.651	27.680	36.058	52.913	269.3								
	7	1:56.356	27.352	36.339	52.665	270.0								
	8	1:56.965	27.328	36.650	52.987	271.4								
	9	1:56.271	27.539	36.007	52.725	272.7								
	10	3:33.469 B	29.997			243.8								
	11	2:06.734	37.240	36.896	52.598	179.7								
	12	1:55.645	27.202	35.618	52.825	272.0								
69	Marco ZANASI ITA													
	CDP 488 Challenge													
	1	13:57.131	...	43.861	59.110	141.7								
	2	1:57.850	28.493	36.041	53.316	267.3								
	3	1:53.529	27.307	35.007	51.215	271.4								
	4	2:07.405	26.886	39.158	1:01.361	268.7								
	5	1:52.796	26.948	34.855	50.993	272.0								
	6	2:00.191	26.939	35.255	57.997	272.0								
	7	2:13.827	33.417	43.933	56.477	206.9								
	8	1:52.212	26.891	34.650	50.671	271.4								
	9	2:47.200 B	32.020	41.118	1:34.062	213.4								
70	Martin NELSON SWE													
	Scuderia Autoropa 488 Challenge													
	1	3:58.346	2:20.563	41.657	56.126	136.7								
	2	6:47.895 B	27.848	40.351	5:39.696	270.7								
	3	2:25.357	41.986	37.551	1:05.820	129.8								



FERRARI CHALLENGE EUROPE

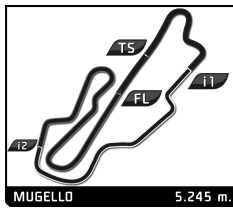
MUGELLO

Qualifying 1

Analysis

■ Personal Best
 ■ Session Best
 ■ Crossing the finish line in pit lane

Lap	Time	Sector 1	Sector 2	Sector 3	T. Spd	Elapsed	Lap	Time	Sector 1	Sector 2	Sector 3	T. Spd	Elapsed
73 Robin JENSEN SWE Baron Service 488 Challenge													
1	7:06.611	B	5:24.718		118.0	7:06.611							
2	5:49.594		4:03.375	45.135	1:01.084	161.9							
3	2:11.053		30.722	41.472	58.859	267.3							
4	2:24.783		28.089	44.220	1:12.474	270.7							
5	1:55.261		27.722	35.579	51.960	271.4							
6	1:59.973		27.679	38.094	54.200	273.4							
7	3:42.175	B	27.734	35.598	2:38.843	272.0							
8	2:16.817		48.195	35.829	52.793	94.8							
9	1:55.931		27.637	35.659	52.635	271.4							
10	1:55.336		27.598	35.536	52.202	271.4							
80 Marc BROUGH GBR Graypaul Nottingham 488 Challenge													
1	5:05.903		3:24.366	42.146	59.391	130.3							
2	5:23.633	B	44.381			156.1							
3	2:37.491		47.301	41.309	1:08.881	135.8							
4	2:04.335		31.543	37.866	54.926	236.3							
5	3:30.878		2:01.257	36.610	53.011	170.6							
6	1:56.049		27.342	36.060	52.647	273.4							
7	2:03.441		29.231	37.512	56.698	274.8							
8	1:54.692		27.310	35.359	52.023	272.0							
9	2:04.624		28.493	41.377	54.754	273.4							
10	1:54.730		27.521	35.050	52.159	271.4							
81 Bonamy GRIMES GBR Stratstone Ferrari 488 Challenge													
1	12:34.675		...	41.302	58.429	142.9							
2	2:03.908		29.233	37.622	57.053	271.4							
82 Palle KJAERGAARD DNK Baron Service 488 Challenge													
1	10:27.912	B	5:44.411		101.8	10:27.911							
2	2:39.955		48.982	46.569	1:04.404	133.2							
3	2:12.043		33.715	41.192	57.136	213.9							
4	2:02.746		28.917	38.695	55.134	274.1							
5	2:02.717		28.442	38.567	55.708	274.1							
6	2:02.354		28.648	38.142	55.564	271.4							
7	2:02.921		28.932	38.806	55.183	252.9							
8	2:04.612		28.721	39.965	55.926	274.1							
9	2:04.529		28.531	40.016	55.982	274.8							
91 Philipp BARON AUT Rossocorsa 488 Challenge													
1	24:34.482		...	39.515	57.020	174.8							
2	1:59.441		28.388	36.016	55.037	272.7							
3	1:51.105		26.761	34.082	50.262	275.5							
4	2:16.999	B	26.729			278.4							
5	2:06.148		36.928	36.457	52.763	188.5							
6	1:53.247		27.117	34.852	51.278	276.2							
92 Sam SMEETH GBR Stratstone Ferrari 488 Challenge													
1	23:27.218		...	43.938	58.108	144.4							
2	2:01.634		28.375	37.599	55.660	272.0							
3	1:52.946		26.960	34.816	51.170	274.8							
4	1:57.681		26.970	37.932	52.779	274.1							
5	1:52.334		26.810	34.685	50.839	274.1							
93 Chris FROGGATT GBR HR Owen 488 Challenge													
1	3:56.516		2:19.998	41.332	55.186	132.2							
2	2:23.050	B	27.716	39.114	1:16.220	269.3							
3	6:13.133		4:35.598	42.028	55.507	155.4							
4	1:53.963		26.965	35.537	51.461	271.4							
5	1:53.508		27.051	35.099	51.358	274.1							
6	2:08.913		27.964	41.913	59.036	274.8							
7	1:53.481		27.050	34.951	51.480	273.4							
8	1:56.102		26.881	36.648	52.573	274.8							
9	2:10.871	B	27.279			274.8							
10	2:16.283		42.504	36.491	57.288	129.2							
11	1:54.903		26.872	35.301	52.730	272.7							
12	2:01.055		27.590	37.172	56.293	271.4							
13	1:53.551		27.019	34.753	51.779	272.0							
97 Tommaso ROCCA ITA Rossocorsa 488 Challenge													
1	13:23.066	B	4:21.587	44.221	8:17.258	130.0							
2	2:22.564		44.994	39.914	57.656	125.3							
3	2:01.965		30.024	39.252	52.689	243.8							
4	1:54.891		27.167	36.140	51.584	272.7							
5	1:59.011		27.231	36.166	55.614	274.1							
6	1:54.760		27.319	35.487	51.954	272.0							
7	3:25.874	B	27.657			272.0							
8	2:11.455		40.186	37.858	53.411	172.0							
9	1:55.760		27.932	36.036	51.792	271.4							
10	2:00.699		27.592	36.387	56.720	272.0							
11	1:55.774		27.532	35.865	52.377	271.4							
300 Tina KOK DNK Formula Racing 488 Challenge													
1	4:11.952		2:25.426	42.318	1:04.208	127.8							
2	6:20.991	B	29.681	43.316	5:07.994	263.4							
3	2:35.036		46.194	45.005	1:03.837	124.0							
4	2:04.505		31.397	38.420	54.688	243.8							
5	1:59.925		28.199	37.933	53.793	272.0							
6	1:59.535		27.921	37.796	53.818	272.7							
7	1:55.979		27.583	35.895	52.501	270.7							
8	1:57.329		27.371	36.828	53.130	270.7							
9	4:53.823		3:21.915	38.300	53.608	155.4							
10	2:32.680	B	28.372	36.760	1:27.548	270.0							
301 Fabienne WOHLWEND LIE Octane 126 488 Challenge													
1	14:39.863		...	48.402	1:02.170	121.1							
2	2:00.059		30.429	37.140	52.490	255.9							
3	1:54.800		27.706	34.893	52.201	275.5							



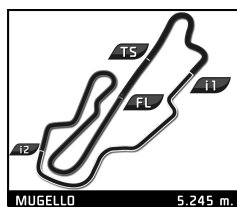
FERRARI CHALLENGE EUROPE

MUGELLO Qualifying 1

Analysis

■ Personal Best
 ■ Session Best
 ■ B Crossing the finish line in pit lane

Lap	Time	Sector 1	Sector 2	Sector 3	T. Spd	Elapsed	Lap	Time	Sector 1	Sector 2	Sector 3	T. Spd	Elapsed		
300 Claudio SCHIAVONI ITA							327 Tommy LINDROTH SWE								
Kessel Racing 488 Challenge							Penske Sportwagen Hamburg 488 Challenge								
1	11:34.249	B	5:48.312		95.7	11:34.248	1	12:14.824	B	5:32.661		112.0	12:14.823		
2	2:27.935		44.288	44.289	59.358	149.0	14:02.183	2	2:44.126		59.175	45.075	59.876	77.3	14:58.949
3	1:55.887		27.348	35.857	52.682	272.0	15:58.070	3	2:03.983		29.620	40.447	53.916	265.4	17:02.932
4	1:56.345		26.993	37.055	52.297	274.8	17:54.415	4	1:56.670		27.631	36.417	52.622	270.7	18:59.602
5	1:54.631		27.088	35.114	52.429	274.8	19:49.046	5	1:55.614		27.454	35.904	52.256	271.4	20:55.216
6	1:55.263		27.015	35.404	52.844	275.5	21:44.309	6	1:55.290		27.341	35.662	52.287	271.4	22:50.506
7	3:25.911		1:54.869	37.182	53.860	177.0	25:10.220								
8	1:54.636		27.169	35.528	51.939	274.1	27:04.856								
9	1:54.471		27.179	35.418	51.874	273.4	28:59.327								
301 Dusan PALCR CZE							328 Christian KINCH SWE								
Scuderia Praha 488 Challenge							Gohm Motorsport BB 488 Challenge								
1	10:43.759	B	5:34.848		119.6	10:43.758	1	5:59.712	B	3:37.303	45.355	1:37.054	147.5	5:59.712	
2	2:34.562		49.416	42.441	1:02.705	128.6	13:18.320	2	6:29.154		4:54.457	40.519	54.178	111.9	12:28.865
3	2:09.465		32.483	39.074	57.908	258.4	15:27.785	3	1:55.592		27.642	35.969	51.981	266.7	14:24.457
4	1:59.216		28.560	37.215	53.441	271.4	17:27.001	4	1:54.465		27.585	35.128	51.752	269.3	16:18.922
5	1:58.647		27.980	36.057	54.610	272.0	19:25.648	5	2:05.288		27.651	40.363	57.274	269.3	18:24.210
6	2:06.959		29.211	38.925	58.823	263.4	21:32.607	6	5:26.137	B	27.550	35.480	4:23.107	268.0	23:50.347
7	2:06.185		27.852	38.531	59.802	273.4	23:38.792	7	2:27.245		42.261	40.055	1:04.929	168.5	26:17.592
8	1:57.560		27.828	37.054	52.678	271.4	25:36.352	8	1:54.069		27.569	35.011	51.489	266.7	28:11.661
9	2:15.387	B	27.944		274.1	27:51.739	9	2:00.731		27.178	36.183	57.370	270.7	30:12.392	
10	2:16.484		40.819	37.663	58.002	149.0	30:08.223	10	1:58.859		27.563	35.610	55.686	264.7	32:11.251
11	1:56.300		27.522	35.973	52.805	273.4	32:04.523								
12	1:56.538		27.594	35.769	53.175	274.1	34:01.061								
302 James WEILAND USA							333 Murat Ruhu CUHADAROGLU TUR								
Rossocorsa 488 Challenge							Kessel Racing 488 Challenge								
1	4:21.723		2:19.483	41.438	1:20.802	147.1	4:21.723	1	16:23.441	B	...	46.237	3:34.869	109.9	16:23.440
2	18:23.055	B	9:28.945		270.7	22:44.777	2	2:11.081		40.910	37.866	52.305	156.7	18:34.521	
3	2:28.361		51.376	42.114	54.871	145.0	25:13.138	3	1:56.183		27.639	36.640	51.904	273.4	20:30.704
4	1:59.814		27.743	38.347	53.724	274.1	27:12.952	4	1:54.441		27.330	35.664	51.447	270.7	22:25.145
5	1:53.922		27.400	34.918	51.604	273.4	29:06.874	5	1:54.987		27.339	35.741	51.907	273.4	24:20.132
6	1:54.691		27.279	35.295	52.117	272.7	31:01.565	6	1:55.266		27.122	35.804	52.340	273.4	26:15.398
7	1:54.039		27.263	35.258	51.518	270.0	32:55.604	7	1:54.733		27.223	35.511	51.999	270.7	28:10.131
303 Henrik KAMSTRUP DNK							334 Vladimir HLADIK CZE								
Baron Service 488 Challenge							Baron Service 488 Challenge								
1	12:39.673		...	49.103	1:01.952	124.4	12:39.672	1	10:50.265	B	5:36.499		132.5	10:50.264	
2	2:20.318		33.048	43.890	1:03.380	259.6	14:59.990	2	2:38.369		53.405	46.338	58.626	88.1	13:28.633
3	2:03.928		28.988	40.515	54.425	274.1	17:03.918	3	2:16.207		28.512	42.790	1:04.905	264.7	15:44.840
4	2:00.119		27.965	36.956	55.198	275.5	19:04.037	4	1:54.495		27.209	35.387	51.899	264.1	17:39.335
5	1:58.193		27.533	36.756	53.904	274.8	21:02.230	5	1:53.631		26.996	35.129	51.506	268.7	19:32.966
6	2:00.103		27.848	36.968	55.287	272.7	23:02.333	6	8:04.447	B	29.155	42.720	6:52.572	270.0	27:37.413
7	1:59.733		28.100	37.444	54.189	275.5	25:02.066	7	2:32.032		43.829	46.280	1:01.923	165.9	30:09.445
8	2:39.952	B	28.557		274.1	27:42.018	8	2:00.317		27.185	36.851	56.281	268.7	32:09.762	
9	2:17.462		42.116	39.450	55.896	149.6	29:59.480	9	1:55.446		27.159	35.446	52.841	267.3	34:05.208
10	1:59.179		27.972	37.455	53.752	272.7	31:58.659								
304 Laurent DE MEEUS BEL							345 Laurent DE MEEUS BEL								
HR Owen 488 Challenge							HR Owen 488 Challenge								
1	6:53.980	B	5:23.649		113.1	6:53.980	1	6:53.980	B	5:23.649		113.1	6:53.980		
2	5:59.128		4:11.463	44.057	1:03.608	139.2	12:53.107	2	5:59.128		4:11.463	44.057	1:03.608	139.2	12:53.107
3	2:11.598		30.959	40.834	59.805	263.4	15:04.705	3	2:11.598		30.959	40.834	59.805	263.4	15:04.705
4	2:05.171		29.404	38.947	56.820	272.0	17:09.876	4	2:05.171		29.404	38.947	56.820	272.0	17:09.876
5	2:02.403		28.844	37.926	55.633	273.4	19:12.279	5	2:02.403		28.844	37.926	55.633	273.4	19:12.279
6	2:02.276		28.844	37.908	55.524	271.4	21:14.555	6	2:02.276		28.844	37.908	55.524	271.4	21:14.555
7	2:00.117		27.976	37.279	54.862	270.7	23:14.672	7	2:00.117		27.976	37.279	54.862	270.7	23:14.672



FERRARI CHALLENGE EUROPE

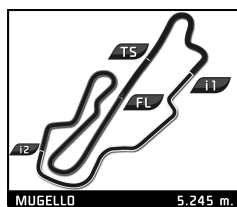
MUGELLO

Qualifying 1

Analysis

■ Personal Best
 ■ Session Best
 ■ Crossing the finish line in pit lane

Lap	Time	Sector 1	Sector 2	Sector 3	T. Spd	Elapsed	Lap	Time	Sector 1	Sector 2	Sector 3	T. Spd	Elapsed
8	2:03.180	28.358	37.793	57.029	272.0	25:17.852	7	1:54.223	27.079	35.451	51.693	275.5	24:29.492
9	2:02.217	28.324	38.088	55.805	274.1	27:20.069	8	1:53.434	27.056	35.151	51.227	277.6	26:22.926
10	2:05.755	28.141	40.336	57.278	272.0	29:25.824	9	2:02.750	28.537	39.688	54.525	278.4	28:25.676
11	2:01.681	28.410	38.204	55.067	270.7	31:27.505	368 David LIM MYS						
12	2:01.241	28.374	38.040	54.827	272.0	33:28.746	Formula Racing 488 Challenge						
13	1:59.473	27.801	37.416	54.256	270.7	35:28.219	1	10:31.006 B	4:24.790	50.403	5:15.813	106.2	10:31.005
347 Henry HASSID FRA							2	2:43.227	51.393	46.445	1:05.389	120.1	13:14.232
Charles Pozzi 488 Challenge							3	2:16.900	31.867	43.257	1:01.776	260.2	15:31.132
1	12:46.838	...	45.075	1:01.982	148.1	12:46.837	4	2:08.455	29.238	43.498	55.719	270.0	17:39.587
2	2:04.464	27.945	37.692	58.827	270.7	14:51.301	5	2:01.569	29.019	38.130	54.420	256.5	19:41.156
3	1:53.017	26.879	34.729	51.409	274.8	16:44.318	6	2:02.072	28.255	38.408	55.409	270.7	21:43.228
4	1:52.908	27.061	34.665	51.182	274.8	18:37.226	7	2:02.616	28.364	39.301	54.951	272.0	23:45.844
5	1:58.570	26.970	39.224	52.376	276.9	20:35.796	8	1:59.176	28.508	37.261	53.407	271.4	25:45.020
6	1:52.389	26.655	34.853	50.881	273.4	22:28.185	9	1:58.796	28.355	36.686	53.755	273.4	27:43.816
7	1:52.609	26.713	34.705	51.191	276.2	24:20.794	10	2:01.302	28.180	38.570	54.552	271.4	29:45.118
357 Tani HANNA LBN							11	2:02.816	29.012	37.143	56.661	268.7	31:47.934
Formula Racing 488 Challenge							12	2:02.500	28.463	38.539	55.498	268.7	33:50.434
1	5:43.058 B	3:24.942	51.847	1:26.269	100.6	5:43.058	13	2:03.420	28.472	37.271	57.677	269.3	35:53.854
2	6:43.843	5:10.397	40.002	53.444	105.3	12:26.900	371 Per FALHOLT DNK						
3	1:54.273	27.324	35.364	51.585	271.4	14:21.173	Formula Racing 488 Challenge						
4	2:21.369 B	27.211	35.700	1:18.458	272.0	16:42.542	1	4:48.643	3:01.984	45.400	1:01.259	148.4	4:48.643
360 Johnny LAURSEN DNK							2	2:25.801 B	37.926			266.0	7:14.444
Formula Racing 488 Challenge							3	6:15.566	4:34.102	42.224	59.240	165.6	13:30.009
1	20:37.481	...	42.961	55.360	150.4	20:37.480	4	2:02.910	29.391	38.296	55.223	270.0	15:32.919
2	1:56.309	28.086	35.889	52.334	274.1	22:33.789	5	1:59.973	28.161	37.866	53.946	270.7	17:32.892
3	1:54.811	26.867	35.037	52.907	276.2	24:28.600	6	1:59.055	28.377	37.105	53.573	272.0	19:31.947
4	1:52.751	26.776	34.622	51.353	275.5	26:21.351	7	1:59.939	28.106	37.048	54.785	273.4	21:31.886
5	2:02.022	28.614	38.267	55.141	272.7	28:23.373	8	2:00.828	28.125	37.209	55.494	272.0	23:32.714
6	1:53.113	26.987	34.765	51.361	274.1	30:16.486	9	2:00.566	27.914	37.740	54.912	273.4	25:33.280
7	2:09.480	28.199	42.903	58.378	273.4	32:25.966	10	2:00.599	28.662	37.195	54.742	270.0	27:33.879
8	1:54.040	26.912	34.995	52.133	275.5	34:20.006	11	1:58.695 B	32.857			225.0	29:32.574
361 Thomas GOSTNER ITA							377 Fons SCHELTEMA NLD						
Ineco - MP Racing 488 Challenge							Kessel Racing 488 Challenge						
1	14:16.950	...	42.918	56.509	153.2	14:16.949	1	14:40.138	...	53.671	1:09.608	115.4	14:40.137
2	1:57.426	27.611	36.343	53.472	268.0	16:14.375	2	3:39.524 B	33.011			210.9	18:19.661
3	1:54.315	27.478	35.447	51.390	270.0	18:08.690	3	2:29.607	44.626	41.117	1:03.864	141.4	20:49.268
4	1:54.947	27.225	35.163	52.559	272.7	20:03.637	4	1:55.257	27.511	35.889	51.857	273.4	22:44.525
5	1:53.673	27.210	34.842	51.621	268.7	21:57.310	5	1:54.437	27.536	35.385	51.516	276.9	24:38.962
6	1:54.029	27.081	35.264	51.684	272.7	23:51.339	6	1:56.803	27.404	35.748	53.651	276.9	26:35.765
7	1:54.437	27.255	35.226	51.956	273.4	25:45.776	7	1:54.496	27.325	35.394	51.777	275.5	28:30.261
8	2:10.467 B	28.891			232.3	27:56.243	8	1:54.699	27.247	35.423	52.029	275.5	30:24.960
9	2:10.473	37.709	39.385	53.379	185.2	30:06.716	9	2:08.328	29.627	42.830	55.871	274.8	32:33.288
10	1:54.295	27.058	35.473	51.764	273.4	32:01.011	10	1:54.667	27.245	35.378	52.044	274.1	34:27.955
11	2:05.518	27.171	35.650	1:02.697	274.1	34:06.529	381 Erich PRINOTH ITA						
362 Christophe HURNI CHE							Ineco - MP Racing 488 Challenge						
Team Zenith Sion - Lausanne 488 Challenge							1	15:03.549	...	40.820	56.609	117.9	15:03.548
1	12:38.003	...	44.780	59.767	109.8	12:38.002	2	1:56.273	27.745	36.520	52.008	270.7	16:59.821
2	2:04.982	29.881	38.675	56.426	270.0	14:42.984	3	1:53.429	27.153	34.839	51.437	274.1	18:53.250
3	2:00.395	30.147	36.713	53.535	248.8	16:43.379	4	1:54.085	27.124	35.066	51.895	273.4	20:47.335
4	1:54.746	27.506	35.673	51.567	273.4	18:38.125	5	1:56.629	27.306	36.966	52.357	272.0	22:43.964
5	2:00.421	27.036	38.671	54.714	276.2	20:38.546	6	1:54.373	27.425	35.260	51.688	274.1	24:38.337
6	1:56.723	27.463	36.610	52.650	277.6	22:35.269	7	2:44.924 B	27.222			275.5	27:23.261
							8	2:09.520	38.625	36.803	54.092	176.5	29:32.781



FERRARI CHALLENGE EUROPE

MUGELLO Qualifying 1

Analysis

■ Personal Best
 ■ Session Best
 ■ B Crossing the finish line in pit lane

Lap	Time	Sector 1	Sector 2	Sector 3	T. Spd	Elapsed	Lap	Time	Sector 1	Sector 2	Sector 3	T. Spd	Elapsed	
383	Manuela GOSTNER							ITA						
Ineco - MP Racing								488 Challenge						
1	14:53.554	...	45.129	56.540	82.6	14:53.553	3	2:06.455	27.918	37.658	1:00.879	270.0	19:30.804	
2	1:55.204	27.612	35.871	51.721	274.8	16:48.757	4	1:58.293	27.760	36.887	53.646	270.0	21:29.097	
3	1:54.054	27.158	35.105	51.791	274.1	18:42.811	5	2:02.130	28.074	38.947	55.109	270.0	23:31.227	
4	2:10.749	27.080	37.328	1:06.341	275.5	20:53.560	6	2:11.435	29.859	41.141	1:00.435	271.4	25:42.662	
5	1:53.276	26.971	34.727	51.578	274.8	22:46.836	7	1:57.681	27.831	36.636	53.214	269.3	27:40.343	
6	1:54.226	27.270	34.956	52.000	274.1	24:41.062	8	2:10.073	29.608	44.157	56.308	268.7	29:50.416	
7	2:51.987 B	27.368			274.1	27:33.049	9	1:58.328	27.862	36.660	53.806	269.3	31:48.744	
8	2:30.213	41.166	43.968	1:05.079	140.6	30:03.262	10	1:40.999 B	30.711			233.8	33:29.743	
9	1:58.950	27.462	36.195	55.293	272.0	32:02.212								
10	2:15.053	31.418	42.817	1:00.818	248.8	34:17.265								
398	Eric CHEUNG							CAN						
Formula Racing								488 Challenge						
1	16:18.410	...	39.416	59.003	141.5	16:18.409								
2	1:55.945	27.744	36.262	51.939	271.4	18:14.354								
3	1:55.387	27.019	34.951	53.417	272.7	20:09.741								
4	1:53.793	27.144	34.933	51.716	270.7	22:03.534								
5	1:53.729	27.016	34.944	51.769	270.7	23:57.263								
6	2:20.955 B	27.282	38.076	1:15.597	271.4	26:18.218								
7	3:55.714	2:25.489	36.422	53.803	77.8	30:13.932								
8	1:58.741	27.379	37.767	53.595	276.2	32:12.673								
399	Ingvar MATSSON							SWE						
Scuderia Autoropa								488 Challenge						
1	10:40.930 B	3:35.549	48.795	6:16.586	120.3	10:40.929								
2	2:26.693	44.255	40.225	1:02.213	163.4	13:07.622								
3	2:03.996	31.306	37.822	54.868	240.5	15:11.618								
4	2:00.004	28.699	37.863	53.442	264.7	17:11.622								
5	1:58.125	28.125	37.400	52.600	269.3	19:09.747								
6	1:54.135	27.204	34.989	51.942	270.7	21:03.882								
7	1:56.230	27.250	36.212	52.768	271.4	23:00.112								
8	1:55.792	27.326	36.212	52.254	272.0	24:55.904								
9	1:54.448	27.111	35.454	51.883	269.3	26:50.352								
10	1:54.774	27.111	35.499	52.164	269.3	28:45.126								
622	Holger HARMSSEN							DEU						
Lueg Sportivo								458 Challenge EVO						
1	8:04.715 B	4:20.737	46.687	2:57.291	104.7	8:04.715								
2	4:43.166	3:05.145	40.273	57.748	147.3	12:47.880								
3	1:59.473	27.691	37.459	54.323	264.7	14:47.353								
4	1:57.139	27.620	36.599	52.920	266.0	16:44.492								
5	3:57.398 B	28.355	36.993	2:52.050	265.4	20:41.890								
6	2:07.174	36.436	35.972	54.766	175.3	22:49.064								
7	1:56.814	27.493	36.284	53.037	266.0	24:45.878								
8	1:58.130	27.858	36.769	53.503	267.3	26:44.008								
9	1:56.612	27.447	35.962	53.203	265.4	28:40.620								
10	2:04.756	28.618	40.010	56.128	263.4	30:45.376								
11	1:56.797	27.589	36.138	53.070	265.4	32:42.173								
12	1:56.782	27.651	36.239	52.892	264.7	34:38.955								
641	Kriton LENDOUDIS							GRC						
Formula Racing								458 Challenge EVO						
1	15:23.212	...	42.337	58.411	154.7	15:23.211								
2	2:01.138	28.503	38.497	54.138	266.7	17:24.349								