

TROFEO PIRELLI

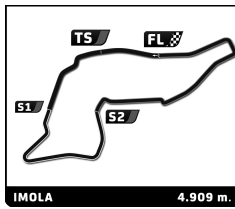
IMOLA

Test 3

Analysis

■ Personal Best ■ Session Best B Crossing the finish line in pit lane

Lap	Time	Sector 1	Sector 2	Sector 3	T. Spd	Elapsed	Lap	Time	Sector 1	Sector 2	Sector 3	T. Spd	Elapsed	
1	Bjorn GROSSMANN DEU							11	1:51.517	24.079	36.887	50.551	240.0	46:29.237
	Octane 126 488 Challenge							12	1:51.561	23.540	36.938	51.083	270.0	48:20.798
1	5:16.020	3:35.815	44.799	55.406	118.4	5:16.020	13	1:50.341	23.526	36.448	50.367	272.8	50:11.139	
2	1:48.611	23.371	35.780	49.460	257.5	7:04.631	14	1:50.134	23.395	36.561	50.178	271.4	52:01.273	
3	1:44.948	21.799	35.105	48.044	278.5	8:49.579	15	1:49.612	23.126	36.435	50.051	274.2	53:50.885	
4	1:45.096	21.905	34.997	48.194	278.5	10:34.675	16	1:49.631	23.254	36.432	49.945	272.1	55:40.516	
5	5:33.060B	21.986	34.212	4:36.862	276.3	16:07.735	17	4:29.318B	23.354	36.626	3:29.338	272.8	1:00:09.834	
6	2:03.638	39.120	34.763	49.755	185.0	18:11.373	18	2:07.183	39.419	37.558	50.206	176.7	1:02:17.017	
7	1:47.670	23.460	35.067	49.143	272.1	19:59.043	19	1:50.355	23.350	37.154	49.851	270.0	1:04:07.372	
8	1:44.239	21.840	34.531	47.868	274.9	21:43.282	20	1:49.625	23.097	36.253	50.275	272.8	1:05:56.997	
9	1:44.895	21.925	34.473	48.497	275.6	23:28.177	21	1:49.002	22.907	36.221	49.874	272.8	1:07:45.999	
10	4:53.501B	24.263	35.673	3:53.565	253.8	28:21.678	22	1:48.299	22.977	35.866	49.456	272.8	1:09:34.298	
11	2:14.859	47.010	37.940	49.909	156.6	30:36.537	23	1:48.477	22.929	35.993	49.555	272.1	1:11:22.775	
12	1:47.773	22.908	35.742	49.123	274.9	32:24.310	24	26:36.408B	23.052	44.436	...	273.5	1:37:59.183	
13	1:43.972	21.613	34.489	47.870	277.1	34:08.282	25	2:19.859	50.534	38.494	50.831	158.7	1:40:19.042	
14	1:43.693	21.567	34.137	47.989	277.8	35:51.975	26	1:49.597	23.500	36.220	49.877	268.6	1:42:08.639	
15	6:06.404B	23.268	37.646	5:05.490	276.3	41:58.379	27	1:49.656	23.032	36.238	50.386	272.8	1:43:58.295	
16	2:04.440	40.389	35.143	48.908	166.7	44:02.819	28	1:50.256	22.832	36.862	50.562	272.8	1:45:48.551	
17	1:52.516	21.908	34.587	56.021	277.1	45:55.335	29	1:49.829	23.062	36.594	50.173	273.5	1:47:38.380	
18	1:44.304	21.778	34.537	47.989	277.1	47:39.639	30	1:48.973	23.215	36.033	49.725	273.5	1:49:27.353	
19	12:24.557B	21.894	34.952	...	279.3	1:00:04.196	31	1:50.253	23.332	36.606	50.315	248.5	1:51:17.606	
20	2:22.902B	39.182	35.778	1:07.942	168.3	1:02:27.098	32	1:49.060	22.872	36.240	49.948	274.2	1:53:06.666	
21	4:43.763B	38.126	35.470	3:30.167	178.5	1:07:10.861	33	2:04.537	28.072	40.257	56.208	276.3	1:55:11.203	
22	2:03.412	39.038	35.380	48.994	179.7	1:09:14.273								
23	1:45.298	21.902	34.720	48.676	275.6	1:10:59.571	25	Daniele DI AMATO ITA						
24	1:45.560	21.956	35.049	48.555	275.6	1:12:45.131		CDP 488 Challenge						
25	1:45.172	21.820	34.992	48.360	274.2	1:14:30.303	1	23:31.327	...	40.199	54.998	161.3	23:31.327	
26	1:45.613	22.016	34.789	48.808	272.8	1:16:15.916	2	1:55.689	24.971	39.377	51.341	258.1	25:27.016	
27	1:45.659	22.094	35.011	48.554	272.8	1:18:01.575	3	13:16.416B	23.545	43.384	...	275.6	38:43.432	
28	1:46.401	21.994	35.423	48.984	272.1	1:19:47.976	4	2:11.882	46.693	36.684	48.505	143.4	40:55.314	
29	1:45.395	22.144	34.698	48.553	272.8	1:21:33.371	5	1:44.434	22.092	34.535	47.807	273.5	42:39.748	
30	1:44.972	22.000	34.458	48.514	273.5	1:23:18.343	6	1:44.521	21.966	34.672	47.883	274.9	44:24.269	
31	2:47.748B	22.267	35.095	1:50.386	272.8	1:26:06.091	7	1:44.011	21.857	34.578	47.576	274.2	46:08.280	
32	2:04.563	37.674	35.197	51.692	182.2	1:28:10.654	8	5:58.189B	22.515	35.345	5:00.329	275.6	52:06.469	
33	1:45.410	22.070	34.709	48.631	273.5	1:29:56.064	9	2:13.303	40.678	39.754	52.871	169.1	54:19.772	
34	1:45.305	22.051	34.892	48.362	276.3	1:31:41.369	10	2:02.354	23.347	39.152	59.855	263.9	56:22.126	
35	1:45.529	22.171	34.819	48.539	272.8	1:33:26.898	11	1:43.685	21.901	34.347	47.437	273.5	58:05.811	
36	1:46.586	22.826	35.221	48.539	274.2	1:35:13.484	12	8:09.523B	21.824	34.509	7:13.190	274.2	1:06:15.334	
37	1:46.163	22.002	34.886	49.275	273.5	1:36:59.647	13	2:01.570	38.574	34.922	48.074	171.5	1:08:16.904	
38	1:46.366	22.266	34.961	49.139	270.7	1:38:46.013	14	1:44.118	21.940	34.470	47.708	273.5	1:10:01.022	
39	1:45.243	22.065	34.732	48.446	274.9	1:40:31.256	15	1:46.022	22.218	35.433	48.371	272.1	1:11:47.044	
40	1:46.500	22.095	35.317	49.088	273.5	1:42:17.756	16	1:44.226	21.884	34.456	47.886	273.5	1:13:31.270	
41	1:45.543	22.011	35.029	48.503	274.2	1:44:03.299	17	20:51.926B	21.965	34.481	...	272.8	1:34:23.196	
							18	2:14.495	37.827	41.424	55.244	177.9	1:36:37.691	
19	Per NIELSEN DNK							19	1:44.877	22.330	34.487	48.060	272.8	1:38:22.568
	Baron Service 488 Challenge							20	1:52.043	22.626	39.358	50.059	272.1	1:40:14.611
1	7:07.016	5:26.207	44.074	56.735	125.9	7:07.016	21	1:44.679	21.983	34.661	48.035	274.2	1:41:59.290	
2	2:06.564	26.415	45.705	54.444	216.9	9:13.580	22	1:48.864	21.891	34.652	48.321	272.1	1:43:44.154	
3	1:57.489	25.805	39.281	52.403	229.1	11:11.069	23	5:50.737B	23.206	36.279	4:51.252	268.6	1:49:34.891	
4	10:26.591B	25.191	39.326	9:22.074	238.4	21:37.660	24	2:32.325	41.283	44.713	1:06.329	166.9	1:52:07.216	
5	2:18.110	44.355	40.538	53.217	129.5	23:55.770	25	2:05.305	29.035	47.532	48.738	200.1	1:54:12.521	
6	1:53.995	25.060	37.723	51.212	228.1	25:49.765	26	1:43.731	21.757	34.294	47.680	274.9	1:55:56.252	
7	1:53.161	24.602	37.008	51.551	250.2	27:42.926	27	1:44.046	21.647	34.574	47.825	274.2	1:57:40.298	
8	1:53.065	24.632	37.695	50.738	232.1	29:35.991	28	1:44.165	22.001	34.456	47.708	271.4	1:59:24.463	
9	12:48.873B	24.341	37.123	...	256.3	42:24.864	29	1:44.170	21.827	34.473	47.870	272.1	2:01:08.633	
10	2:12.856	43.220	38.479	51.157	150.6	44:37.720								



TROFEO PIRELLI IMOLA Test 3

Analysis

■ Personal Best
 ■ Session Best
 ■ Crossing the finish line in pit lane

Lap	Time	Sector 1	Sector 2	Sector 3	T. Spd	Elapsed	Lap	Time	Sector 1	Sector 2	Sector 3	T. Spd	Elapsed
31	2:41.201	57.151	42.916	1:01.134	119.9	1:47:38.754	17	2:12.198	42.433	38.177	51.588	157.7	1:28:21.252
32	2:07.402	27.969	42.688	56.745	222.4	1:49:46.156	18	1:51.944	23.024	38.266	50.654	271.4	1:30:13.196
33	1:57.456	26.990	39.603	50.863	274.2	1:51:43.612	19	1:49.478	23.039	36.128	50.311	271.4	1:32:02.674

44 **Jens LIEBHAUSER** DEU
 Formula Racing 488 Challenge

1	2:36.065	48.282	44.912	1:02.871	143.4	2:36.065
2	2:16.664	31.715	46.869	58.080	202.4	4:52.729
3	2:01.708	27.447	39.868	54.393	166.2	6:54.437
4	2:02.786	28.895	41.270	52.621	179.7	8:57.223
5	1:47.200	22.546	35.780	48.874	277.8	10:44.423
6	1:47.899	22.679	36.358	48.862	277.1	12:32.322
7	1:46.093	22.446	35.495	48.152	272.8	14:18.415
8	1:45.483	22.117	34.975	48.391	274.9	16:03.898
9	5:29.078B	27.469	42.063	4:19.546	210.4	21:32.976
10	2:16.205	46.316	39.443	50.446	131.5	23:49.181
11	1:45.085	22.347	34.619	48.119	274.2	25:34.266
12	1:45.040	21.966	34.899	48.175	274.9	27:19.306
13	1:45.110	22.184	34.789	48.137	275.6	29:04.416
14	11:35.025B	22.135	42.758	...	274.9	40:39.441
15	2:20.657	45.949	40.809	53.899	169.9	43:00.098
16	4:51.707B	22.383	36.670	3:52.654	274.2	47:51.805
17	2:05.749	41.481	35.497	48.771	173.5	49:57.554
18	1:56.979	22.291	35.601	59.087	274.9	51:54.533
19	1:45.293	22.328	34.921	48.044	274.9	53:39.826
20	1:45.206	22.171	34.708	48.327	275.6	55:25.032
21	1:45.270	22.347	34.811	48.112	275.6	57:10.302
22	11:53.403B	22.566	40.980	...	274.9	1:09:03.705
23	2:03.153	39.293	35.157	48.703	172.7	1:11:06.858
24	1:49.120	22.080	34.475	52.565	276.3	1:12:55.978
25	1:44.921	21.990	34.692	48.239	276.3	1:14:40.899
26	1:44.751	21.954	34.626	48.171	276.3	1:16:25.650
27	31:55.585B	22.493	35.775	...	275.6	1:48:21.235
28	2:06.569	41.392	36.150	49.027	140.2	1:50:27.804
29	3:44.467B	22.349	35.464	2:46.654	274.9	1:54:12.271
30	2:25.126	45.352	46.010	53.764	123.4	1:56:37.397
31	1:47.870	22.313	37.381	48.176	274.9	1:58:25.267
32	1:45.212	22.291	34.922	47.999	274.9	2:00:10.479

45 **Christian OVERGAARD** DNK
 Baron Service 488 Challenge

1	9:53.595	8:04.648	46.136	1:02.811	117.0	9:53.595
2	2:07.460	31.588	42.216	53.656	185.7	12:01.055
3	1:53.786	24.568	38.372	50.846	240.5	13:54.841
4	1:52.518	23.121	37.629	51.768	274.2	15:47.359
5	1:50.791	22.957	37.261	50.573	274.9	17:38.150
6	15:07.075B	24.200	37.329	...	265.9	32:45.225
7	2:27.580	50.938	43.119	53.523	104.1	35:12.805
8	1:56.722	25.203	39.257	52.262	231.6	37:09.527
9	1:53.829	24.128	38.803	50.898	270.0	39:03.356
10	2:05.458	26.025	43.990	55.443	236.2	41:08.814
11	12:21.004B	25.502	41.354	...	254.4	53:29.818
12	2:30.607	59.838	39.124	51.645	134.1	56:00.425
13	1:50.659	23.110	36.935	50.614	272.1	57:51.084
14	1:50.389	23.255	36.990	50.144	271.4	59:41.473
15	1:49.807	22.658	36.566	50.583	272.8	1:01:31.280
16	24:37.774B	22.603	35.952	...	271.4	1:26:09.054

70 **Martin NELSON** SWE
 Scuderia Autoropa 488 Challenge

1	2:19.579	42.217	41.818	55.544	158.2	2:19.579
2	1:54.669	25.725	37.433	51.511	207.5	4:14.248
3	1:51.329	24.861	36.538	49.930	244.4	6:05.577
4	1:48.237	23.045	35.715	49.477	272.1	7:53.814
5	1:51.257	22.667	37.255	51.335	277.8	9:45.071
6	1:48.586	23.743	35.652	49.191	250.8	11:33.657
7	1:47.376	22.981	35.290	49.105	275.6	13:21.033
8	1:47.509	23.097	35.650	48.762	267.3	15:08.542
9	1:46.932	22.731	35.185	49.016	274.9	16:55.474
10	1:48.662	22.610	37.253	48.799	277.1	18:44.136
11	1:46.402	22.476	35.290	48.636	277.8	20:30.538
12	31:18.541B	24.637	40.962	...	249.0	51:49.079
13	2:11.180	43.747	37.580	49.853	158.4	54:00.259
14	1:47.145	22.724	35.507	48.914	275.6	55:47.404
15	1:47.966	22.408	35.372	50.186	275.6	57:35.370
16	1:46.741	22.265	35.508	48.968	275.6	59:22.111
17	1:46.454	22.291	35.564	48.599	275.6	1:01:08.565
18	1:46.837	22.546	35.274	49.017	275.6	1:02:55.402
19	19:56.967B	25.347	37.948	...	214.7	1:22:52.369
20	2:16.247	45.205	40.667	50.375	166.4	1:25:08.616
21	1:46.850	22.279	34.733	49.838	275.6	1:26:55.466
22	1:45.751	22.220	34.811	48.720	274.9	1:28:41.217
23	1:45.399	22.093	35.126	48.180	275.6	1:30:26.616
24	17:59.237B	27.099	41.168	...	185.4	1:48:25.853
25	2:04.814	40.026	36.029	48.759	177.3	1:50:30.667
26	1:46.681	22.840	35.143	48.698	272.1	1:52:17.348
27	1:45.249	22.197	34.800	48.252	276.3	1:54:02.597
28	1:45.657	22.301	34.981	48.375	275.6	1:55:48.254

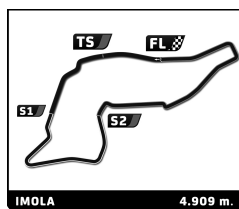
73 **Robin JENSEN** SWE
 Baron Service 488 Challenge

1	9:23.478	7:26.727	50.812	1:05.939	85.4	9:23.478
2	2:11.499	29.915	41.301	1:00.283	228.1	11:34.977
3	6:18.117B	32.664	44.680	5:00.773	152.7	17:53.094
4	2:16.216	46.403	38.609	51.204	86.6	20:09.310
5	1:49.931	23.009	36.756	50.166	274.9	21:59.241
6	1:50.831	23.262	37.214	50.355	274.2	23:50.072
7	1:49.126	23.019	36.322	49.785	277.1	25:39.198
8	1:48.747	22.632	36.523	49.592	275.6	27:27.945
9	2:01.925	33.439	38.809	49.677	274.9	29:29.870
10	1:47.628	22.756	35.862	49.010	274.9	31:17.498
11	1:48.360	23.083	35.981	49.296	275.6	33:05.858
12	10:30.638B	24.915	37.825	9:27.898	202.8	43:36.496
13	2:11.692	43.910	38.336	49.446	111.9	45:48.188
14	1:50.390	23.285	36.847	50.258	274.9	47:38.578
15	1:49.564	23.245	36.477	49.842	271.4	49:28.142
16	1:49.144	23.442	36.203	49.499	274.2	51:17.286
17	1:48.180	22.600	36.165	49.415	272.8	53:05.466



Trofeo PIRELLI

HUBLOT



TROFEO PIRELLI IMOLA Test 3 Analysis

Personal Best Session Best B Crossing the finish line in pit lane

Lap	Time	Sector 1	Sector 2	Sector 3	T. Spd	Elapsed	Lap	Time	Sector 1	Sector 2	Sector 3	T. Spd	Elapsed
18	1:48.441	22.689	36.152	49.600	274.2	54:53.907	3	1:48.536	23.388	35.830	49.318	267.3	5:53.406
19	1:48.549	22.899	36.114	49.536	274.2	56:42.456	4	1:47.550	22.743	35.589	49.218	275.6	7:40.956
20	1:48.519	22.598	36.529	49.392	273.5	58:30.975	5	2:19.649	28.623	47.361	1:03.665	198.2	10:00.605
21	1:47.961	22.682	36.164	49.115	274.9	1:00:18.936	6	2:12.703	31.107	44.848	56.748	155.9	12:13.308
22	14:46.375B	25.668	37.412	...	174.1	1:15:05.311	7	1:46.081	22.576	34.898	48.607	275.6	13:59.389
23	2:09.662	41.566	37.588	50.508	146.2	1:17:14.973	8	1:47.296	22.258	35.024	50.014	277.1	15:46.685
24	1:53.053	23.254	36.411	53.388	269.3	1:19:08.026	9	:16:16.986B	22.325	34.982	...	277.1	1:32:03.671
25	1:51.503	22.902	37.881	50.720	273.5	1:20:59.529	10	2:19.193	49.356	38.282	51.555	137.1	1:34:22.864
26	1:51.295	22.918	37.236	51.141	270.0	1:22:50.824	11	1:49.347	22.762	36.319	50.266	273.5	1:36:12.211
27	1:48.860	22.709	36.382	49.769	274.9	1:24:39.684	12	1:47.861	22.457	35.866	49.538	275.6	1:38:00.072
28	1:48.306	22.822	36.025	49.459	274.2	1:26:27.990	13	1:47.175	22.459	35.551	49.165	274.9	1:39:47.247
29	1:51.130	23.033	37.562	50.535	274.2	1:28:19.120	14	1:47.340	22.536	35.734	49.070	274.9	1:41:34.587
30	21:50.356B	23.765	56.794	...	275.6	1:50:09.476	15	7:27.335B	24.886	40.108	6:22.341	238.4	1:49:01.922
31	2:32.138	48.773	44.570	58.795	109.5	1:52:41.614	16	2:12.009	41.569	38.556	51.884	155.2	1:51:13.931
32	1:55.259	25.335	38.012	51.912	237.3	1:54:36.873	17	1:50.188	23.552	36.640	49.996	272.8	1:53:04.119
33	1:51.801	22.679	36.421	52.701	272.8	1:56:28.674	18	1:47.256	22.585	35.649	49.022	274.9	1:54:51.375
34	1:47.793	22.752	35.701	49.340	274.2	1:58:16.467	19	1:47.482	22.385	35.409	49.688	276.3	1:56:38.857
35	1:48.684	22.630	36.041	50.013	273.5	2:00:05.151	20	1:47.682	22.833	36.066	48.783	277.8	1:58:26.539
							21	1:46.860	22.670	35.407	48.783	277.8	2:00:13.399

80 **Marc BROUGH** GBR
Graypaul Nottingham 488 Challenge

1	2:21.843	40.727	42.174	58.942	135.9	2:21.843
2	1:57.421	26.120	37.464	53.837	213.8	4:19.264
3	1:54.887	23.919	36.965	54.003	268.6	6:14.151
4	1:56.597	23.720	40.619	52.258	265.3	8:10.748
5	1:47.047	22.554	35.356	49.137	272.1	9:57.795
6	1:58.443	25.242	40.673	52.528	221.0	11:56.238
7	1:46.353	22.459	35.198	48.696	274.2	13:42.591
8	5:24.132B	23.182	37.627	4:23.323	265.9	19:06.723
9	2:19.568	52.784	36.619	50.165	156.8	21:26.291
10	1:48.676	22.842	36.153	49.681	272.8	23:14.967
11	1:47.827	22.812	35.753	49.262	273.5	25:02.794
12	1:47.344	22.720	35.417	49.207	274.2	26:50.138
13	1:47.343	22.530	35.751	49.062	274.9	28:37.481
14	16:44.559B	23.592	42.494	...	274.2	45:22.040
15	2:28.005	52.003	40.868	55.134	96.6	47:50.045
16	1:48.299	22.950	35.927	49.422	272.8	49:38.344
17	1:49.140	22.664	36.674	49.802	274.9	51:27.484
18	1:47.514	22.563	35.538	49.413	273.5	53:14.998
19	1:46.905	22.494	35.414	48.997	273.5	55:01.903
20	9:42.600B	23.042	40.243	8:39.315	274.2	1:04:44.503
21	2:09.923	39.469	36.724	53.730	171.0	1:06:54.426
22	1:46.623	22.554	35.252	48.817	274.9	1:08:41.049
23	1:46.612	22.409	35.480	48.723	273.5	1:10:27.661
24	1:55.111	22.247	41.108	51.756	275.6	1:12:22.772
25	1:46.186	22.374	35.047	48.765	274.9	1:14:08.958
26	1:46.465	22.476	35.241	48.748	272.1	1:15:55.423
27	6:22.270B	25.181	41.696	5:15.393	230.6	1:22:17.693
28	2:14.960	43.348	35.912	55.700	172.1	1:24:32.653
29	1:47.869	22.579	35.830	49.460	273.5	1:26:20.522
30	1:54.462	26.036	37.064	51.362	256.9	1:28:14.984
31	11:54.468B	25.086	36.048	...	275.6	1:40:09.452

81 **Bonamy GRIMES** GBR
Stratstone Ferrari 488 Challenge

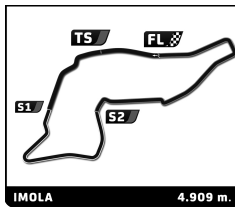
1	2:10.655	36.110	40.767	53.778	153.6	2:10.655
2	1:54.215	24.427	38.316	51.472	250.2	4:04.870

91 **Philipp BARON** AUT
Rossocorsa 488 Challenge

1	9:44.650	8:13.140	38.617	52.893	163.1	9:44.650
2	1:53.525	24.464	36.839	52.222	250.8	11:38.175
3	11:33.538B	26.322	40.626	...	203.5	23:11.713
4	2:08.972	42.515	36.215	50.242	171.0	25:20.685
5	1:54.576	24.403	37.865	52.308	218.7	27:15.261
6	10:41.136B	27.014	39.154	9:34.968	197.5	37:56.397
7	2:06.685	38.217	36.847	51.621	176.4	40:03.082
8	1:53.418	24.491	37.609	51.318	211.3	41:56.500
9	2:02.729	26.990	38.969	56.770	200.5	43:59.229
10	1:46.955	22.730	35.582	48.643	277.8	45:46.184
11	18:34.876B	24.026	36.849	...	273.5	1:04:21.060
12	2:13.584	41.851	38.318	53.415	150.6	1:06:34.644
13	1:49.994	23.217	37.297	49.480	255.0	1:08:24.638
14	1:43.965	22.017	34.440	47.508	277.8	1:10:08.603
15	1:44.126	21.925	34.566	47.635	278.5	1:11:52.729
16	2:05.006	26.428	42.644	55.934	214.3	1:13:57.735
17	22:21.533B	22.142	35.375	...	276.3	1:36:19.268
18	2:05.097	41.884	35.004	48.209	179.7	1:38:24.365
19	1:44.147	21.961	34.523	47.663	278.5	1:40:08.512
20	1:45.421	22.051	34.481	48.889	277.8	1:41:53.933
21	4:30.220B	22.059	36.580	3:31.581	278.5	1:46:24.153
22	2:05.489	40.368	35.849	49.272	152.5	1:48:29.642
23	1:44.367	21.936	34.468	47.963	277.1	1:50:14.009
24	1:44.495	21.905	34.593	47.997	278.5	1:51:58.504
25	3:59.375B	22.074	37.632	2:59.669	276.3	1:55:57.879
26	2:07.574	38.694	36.100	52.780	168.8	1:58:05.453
27	1:44.845	22.123	34.563	48.159	277.8	1:59:50.298
28	1:44.586	22.073	34.722	47.791	278.5	2:01:34.884

92 **Sam SMEETH** GBR
Stratstone Ferrari 488 Challenge

1	4:59.302	3:19.515	42.640	57.147	132.0	4:59.302
2	2:00.440	27.561	40.023	52.856	203.9	6:59.742
3	1:54.746	25.076	38.411	51.259	231.6	8:54.488
4	1:48.196	23.077	35.648	49.471	273.5	10:42.684



TROFEO PIRELLI

IMOLA

Test 3

Analysis

■ Personal Best
 ■ Session Best
 ■ Crossing the finish line in pit lane

Lap	Time	Sector 1	Sector 2	Sector 3	T. Spd	Elapsed	Lap	Time	Sector 1	Sector 2	Sector 3	T. Spd	Elapsed
23	2:16.317B	23.977	38.180	1:14.160	267.9	1:12:46.740	25	2:13.504B	23.972	38.399	1:11.133	267.9	1:38:34.370
24	4:33.159	2:56.669	42.749	53.741	147.4	1:17:19.899	26	6:37.468	5:04.730	40.539	52.199	148.7	1:45:11.838
25	1:51.798	24.626	36.582	50.590	246.1	1:19:11.697	27	1:55.719	24.250	39.414	52.055	272.1	1:47:07.557
26	1:49.662	23.081	36.004	50.577	266.6	1:21:01.359	28	1:56.642	24.098	38.256	54.288	254.4	1:49:04.199
27	1:50.421	23.088	36.394	50.939	266.6	1:22:51.780	29	1:53.163	23.600	37.912	51.651	266.6	1:50:57.362
28	1:56.784	25.802	39.450	51.532	244.4	1:24:48.564	30	1:54.348	24.108	38.106	52.134	270.7	1:52:51.710
29	1:49.638	23.073	36.293	50.272	267.3	1:26:38.202	31	1:52.458	23.462	37.509	51.487	270.7	1:54:44.168
30	2:12.808B	23.528	38.717	1:10.563	265.3	1:28:51.010	32	1:55.088	23.624	37.530	53.934	272.8	1:56:39.256
31	16:19.517	...	38.318	52.798	155.2	1:45:10.527	33	1:54.707	23.987	38.021	52.699	271.4	1:58:33.963
32	1:50.471	23.278	36.648	50.545	264.6	1:47:00.998	34	2:32.249B	25.469	45.767	1:21.013	261.3	2:01:06.212
33	1:50.424	23.309	36.605	50.510	264.6	1:48:51.422							
34	1:49.606	23.099	36.297	50.210	263.9	1:50:41.028							
35	1:50.250	23.099	36.798	50.353	265.3	1:52:31.278							
36	1:49.143	22.901	36.254	49.988	266.6	1:54:20.421							
37	2:29.228B	22.920	46.423	1:19.885	265.3	1:56:49.649							

242 Galip ATAR		TUR					
Octane 126		458 Challenge EVO					
1	2:05.776	31.951	40.150	53.675	158.9	2:05.776	
2	1:50.245	23.561	36.416	50.268	259.4	3:56.021	
3	1:49.352	22.874	35.745	50.733	261.3	5:45.373	
4	1:49.288	23.107	36.003	50.178	260.7	7:34.661	
5	1:49.609	23.250	36.045	50.314	260.7	9:24.270	
6	18:19.146B	23.047	35.929	...	261.3	27:43.416	
7	9:14.031	7:42.403	39.411	52.217	121.5	36:57.447	
8	1:52.456	23.686	37.263	51.507	257.5	38:49.903	
9	1:51.229	23.252	36.772	51.205	259.4	40:41.132	
10	1:51.547	23.404	37.116	51.027	259.4	42:32.679	
11	21:13.343B	26.177	43.252	...	234.7	1:03:46.022	
12	13:59.582B	57.951	50.429	...	144.8	1:17:45.604	

251 Walter Ben DOERRENBERG		DEU					
Ferrari Eberlein		458 Challenge EVO					
1	5:46.480	3:59.864	46.398	1:00.218	124.4	5:46.480	
2	2:01.565	26.388	40.827	54.350	229.6	7:48.045	
3	1:59.730	25.690	40.231	53.809	213.4	9:47.775	
4	1:56.329	24.853	38.814	52.662	242.2	11:44.104	
5	1:58.113	24.760	39.339	54.014	255.7	13:42.217	
6	1:55.209	24.802	38.253	52.154	234.7	15:37.426	
7	1:56.783	24.424	38.338	54.021	250.8	17:34.209	
8	1:54.243	24.381	38.047	51.815	258.8	19:28.452	
9	2:15.110B	24.726	38.843	1:11.541	247.9	21:43.562	
10	7:28.364	5:54.476	41.001	52.887	132.1	29:11.926	
11	1:56.520	24.377	39.844	52.299	262.0	31:08.446	
12	1:53.666	24.423	37.967	51.276	266.6	33:02.112	
13	1:52.567	23.580	37.843	51.144	268.6	34:54.679	
14	1:53.842	24.388	37.853	51.601	250.8	36:48.521	
15	1:52.905	23.654	37.894	51.357	267.9	38:41.426	
16	1:53.570	24.091	37.814	51.665	261.3	40:34.996	
17	1:52.764	23.663	37.923	51.178	271.4	42:27.760	
18	2:23.506B	24.529	41.262	1:17.715	267.3	44:51.266	
19	41:07.038	...	44.555	59.889	129.2	1:25:58.304	
20	2:14.168	28.942	43.377	1:01.849	200.5	1:28:12.472	
21	2:07.998	28.784	42.007	57.207	223.8	1:30:20.470	
22	2:03.897	26.738	40.883	56.276	209.2	1:32:24.367	
23	2:00.950	26.122	39.357	55.471	221.4	1:34:25.317	
24	1:55.549	24.169	38.323	53.057	262.6	1:36:20.866	

269 Yoshiki OHMURA		CHE					
Stile F Squadra Corse		458 Challenge EVO					
1	3:33.982	1:51.515	45.923	56.544	129.2	3:33.982	
2	1:53.267	24.410	37.591	51.266	270.0	5:27.249	
3	1:50.700	23.164	37.048	50.488	271.4	7:17.949	
4	6:56.250B	22.809	38.936	5:54.505	274.9	14:14.199	
5	2:19.835	46.302	39.428	54.105	87.3	16:34.034	
6	1:49.390	23.160	36.237	49.993	272.8	18:23.424	
7	1:48.896	22.893	36.008	49.995	274.2	20:12.320	
8	34:57.376B	22.859	36.275	...	273.5	55:09.696	
9	2:29.117	46.500	41.257	1:01.360	139.1	57:38.813	
10	1:49.145	22.922	36.020	50.203	271.4	59:27.958	
11	1:49.219	22.784	36.619	49.816	273.5	1:01:17.177	
12	1:48.861	22.691	36.022	50.148	272.8	1:03:06.038	
13	6:56.341B	25.505	39.065	5:51.771	225.7	1:10:02.379	
14	2:35.231	46.856	49.888	58.487	135.7	1:12:37.610	
15	1:55.824	23.004	36.487	56.333	272.1	1:14:33.434	
16	1:48.083	22.698	35.606	49.779	272.1	1:16:21.517	
17	1:48.657	22.722	35.945	49.990	276.3	1:18:10.174	
18	1:48.449	22.771	35.479	50.199	271.4	1:19:58.623	
19	28:30.293B	25.568	39.640	...	229.1	1:48:28.916	
20	2:26.143	46.941	41.160	58.042	151.6	1:50:55.059	