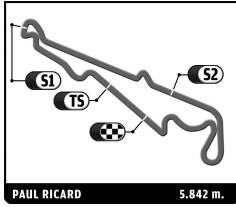




PASSIONE FERRARI CLUB CHALLENGE



CLUB CHALLENGE LE CASTELLET Overall

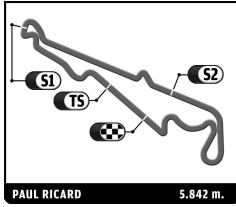
Sector Analysis

Lap	Time	Sector 1	Sector 2	Sector 3	T.Spd	Elapsed	Lap	Time	Sector 1	Sector 2	Sector 3	T.Spd	Elapsed
-----	------	----------	----------	----------	-------	---------	-----	------	----------	----------	----------	-------	---------

5 Johan VAN WASSENHOVE													
Monza NV 296 Challenge													
1	:10:37.696	...	57.955	1:18.003	66.8	3:10:37.696							
2	2:46.725	46.705	47.769	1:12.251	199.6	3:13:24.421							
3	2:47.980	47.789	48.149	1:12.042	170.9	3:16:12.401							
4	2:43.783	45.511	47.050	1:11.222	198.5	3:18:56.184							
5	2:43.827	46.568	48.421	1:08.838	147.3	3:21:40.011							
6	3:11.439B	43.762	48.931	1:38.746	221.3	3:24:51.450							
7	28:21.347	...	49.158	1:12.988	59.5	3:53:12.797							
8	2:44.148	44.075	45.247	1:14.826	195.7	3:55:56.945							
9	3:25.813B	41.870	51.633	1:52.310	206.9	3:59:22.758							
10	:05:43.597	...	55.462	1:14.057	76.6	6:05:06.355							
11	2:46.894	45.482	49.896	1:11.516	206.1	6:07:53.249							
12	2:38.980	42.914	46.799	1:09.267	232.8	6:10:32.229							
13	2:36.016	42.541	46.259	1:07.216	237.4	6:13:08.245							
14	2:32.455	42.788	44.603	1:05.064	223.6	6:15:40.700							
15	2:29.878	41.700	43.988	1:04.190	194.9	6:18:10.578							
16	2:33.304	44.413	45.018	1:03.873	176.5	6:20:43.882							
17	2:32.185	44.912	43.684	1:03.589	163.1	6:23:16.067							
18	2:28.585	41.594	44.074	1:02.917	235.3	6:25:44.652							
19	2:27.215	41.162	43.261	1:02.792	213.0	6:28:11.867							
20	2:24.964	40.366	42.289	1:02.309	225.5	6:30:36.831							
21	2:27.696	41.455	42.030	1:04.211	213.9	6:33:04.527							
22	2:53.043B	41.643	46.891	1:24.509	216.0	6:35:57.570							
23	:27:16.910	...	55.102	1:09.752	84.8	8:03:14.480							
24	2:28.799	41.893	43.645	1:03.261	225.9	8:05:43.279							
25	2:28.251	40.495	43.284	1:04.472	213.0	8:08:11.530							
26	2:41.305B	40.108	43.314	1:17.883	225.9	8:10:52.835							
27	7:22.961	5:27.895	48.650	1:06.416	80.8	8:18:15.796							
28	2:25.978	41.825	43.200	1:00.953	212.6	8:20:41.774							
29	2:21.047	39.495	40.764	1:00.788	231.3	8:23:02.821							
30	2:17.946	38.052	40.920	58.974	247.7	8:25:20.767							
31	2:19.722	39.412	40.475	59.835	239.5	8:27:40.489							
32	2:53.470B	42.265	51.444	1:19.761	247.7	8:30:33.959							
33	5:18.146	3:31.124	45.210	1:01.812	80.6	8:35:52.105							
34	2:25.913	40.691	43.644	1:01.578	238.4	8:38:18.018							
35	2:20.685	38.827	41.517	1:00.341	244.9	8:40:38.703							
36	2:22.854	38.745	40.930	1:03.179	250.0	8:43:01.557							
37	3:01.474B	44.248	45.976	1:31.250	227.4	8:46:03.031							



PASSIONE FERRARI CLUB CHALLENGE



CLUB CHALLENGE LE CASTELLET Overall

Sector Analysis

— Invalidated Lap

■ Personal Best

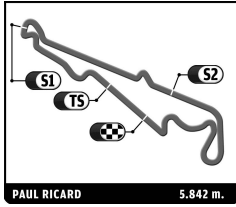
■ Session Best

B Crossing the pit lane

Lap	Time	Sector 1	Sector 2	Sector 3	T.Spd	Elapsed	Lap	Time	Sector 1	Sector 2	Sector 3	T.Spd	Elapsed	
7	Savas GUNATA													
	Rossocorsa						296 Challenge							
1	31:57.107	...	53.232	1:09.940	81.6	31:57.107								
2	2:36.811	42.805	45.896	1:08.110	212.6	34:33.918								
3	2:38.176	47.159	45.631	1:05.386	218.6	37:12.094								
4	11:35.967B	40.861	44.522	...	231.3	48:48.061								
5	3:29.287	1:17.652	55.338	1:16.297	100.3	52:17.348								
6	2:36.089	44.091	43.840	1:08.158	211.4	54:53.437								
7	19:05.056B	42.099	56.821	...	242.7	2:13:58.493								
8	2:49.964	1:02.905	43.190	1:03.869	70.3	2:16:48.457								
9	2:24.742	41.060	41.907	1:01.775	237.9	2:19:13.199								
10	2:25.479	38.898	43.467	1:03.114	252.9	2:21:38.678								
11	2:19.743	38.880	41.153	59.710	243.2	2:23:58.421								
12	2:28.760	41.366	41.705	1:05.689	249.4	2:26:27.181								
13	3:59.660B	39.387	41.906	2:38.367	240.0	2:30:26.841								
14	3:00.942	1:15.463	43.017	1:02.462	112.1	2:33:27.783								
15	2:20.859	39.462	41.371	1:00.026	238.4	2:35:48.642								
16	2:20.878	38.571	41.761	1:00.546	254.7	2:38:09.520								
17	2:17.656	38.000	41.394	58.262	250.6	2:40:27.176								
18	23:14.343B	37.982	41.690	...	255.3	5:03:41.519								
19	3:16.086	1:13.425	53.198	1:09.463	110.1	5:06:57.605								
20	2:22.758	39.693	42.212	1:00.853	237.4	5:09:20.363								
21	2:17.126	37.509	40.682	58.935	250.0	5:11:37.489								
22	2:17.043	37.314	41.587	58.142	253.5	5:13:54.532								
23	2:16.562	36.993	40.636	58.933	252.9	5:16:11.094								
24	16:10.573B	42.166	47.879	...	253.5	5:32:21.667								
25	4:29.734B	1:09.925	50.718	2:29.091	105.6	5:36:51.401								
26	2:53.492	1:06.502	45.579	1:01.411	111.9	5:39:44.893								
27	2:19.444	37.701	40.652	1:01.091	250.6	5:42:04.337								
28	2:12.574	36.829	39.245	56.500	256.5	5:44:16.911								
29	20:54.867B	37.699	41.417	...	238.9	7:05:11.778								
30	2:58.456	1:10.570	43.783	1:04.103	98.3	7:08:10.234								
31	2:21.128	40.592	41.070	59.466	242.7	7:10:31.362								
32	2:17.362	37.704	40.803	58.855	254.7	7:12:48.724								
33	2:23.571	41.430	43.482	58.659	257.1	7:15:12.295								
34	2:24.287	43.240	41.423	59.624	240.5	7:17:36.582								
35	2:13.729	36.346	40.222	57.161	257.1	7:19:50.311								
36	2:15.543	36.484	39.949	59.110	254.1	7:22:05.854								
37	2:15.765	37.221	39.574	58.970	257.8	7:24:21.619								
38	2:35.133	48.848	43.897	1:02.388	200.7	7:26:56.752								
39	4:11.292B	42.864	41.721	2:46.707	172.2	7:31:08.044								
40	2:47.713	1:01.855	45.337	1:00.521	123.1	7:33:55.757								
41	2:22.320	43.279	42.028	57.013	159.8	7:36:18.077								
42	2:18.129	37.032	40.861	1:00.236	255.9	7:38:36.206								
43	2:14.298	36.656	39.668	57.974	255.9	7:40:50.504								



PASSIONE FERRARI CLUB CHALLENGE



CLUB CHALLENGE LE CASTELLET Overall

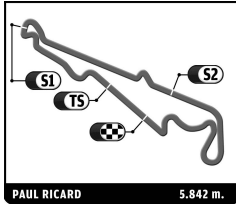
Sector Analysis

— Invalidated Lap ■ Personal Best ■ Session Best B Crossing the pit lane

Lap	Time	Sector 1	Sector 2	Sector 3	T.Spd	Elapsed	Lap	Time	Sector 1	Sector 2	Sector 3	T.Spd	Elapsed
9	Stefan CARMANS												
	Monza NV						296 Challenge						
1	29:45.973	...	53.266	1:13.985	99.5	29:45.973							
2	2:44.012	49.393	45.773	1:08.846	157.4	32:29.985							
3	2:35.849	43.058	42.876	1:09.915	220.0	35:05.834							
4	2:26.494	40.643	42.426	1:03.425	182.7	37:32.328							
5	2:26.491	39.174	42.221	1:05.096	249.4	39:58.819							
6	2:47.212B	39.471	41.395	1:26.346	252.9	42:46.031							
7	12:45.309	...	49.246	1:13.431	109.6	55:31.340							
8	2:42.475B	38.851	42.764	1:20.860	243.2	58:13.815							
9	10:48.635	...	1:01.158	1:16.960	76.4	2:09:02.450							
10	2:37.215	43.690	45.852	1:07.673	200.0	2:11:39.665							
11	2:32.670	41.900	44.611	1:06.159	200.4	2:14:12.335							
12	2:23.373	38.919	42.600	1:01.854	214.3	2:16:35.708							
13	2:19.778	38.063	40.915	1:00.800	251.7	2:18:55.486							
14	2:44.412B	38.834	41.279	1:24.299	248.8	2:21:39.898							
15	20:33.716B	...	1:03.903	1:32.796	103.8	2:42:13.614							
16	5:10.987	3:19.753	45.412	1:05.822	111.8	2:47:24.601							
17	2:19.588	38.315	40.204	1:01.069	257.1	2:49:44.189							
18	2:18.487	37.859	40.560	1:00.068	257.8	2:52:02.676							
19	2:19.034	37.607	40.901	1:00.526	259.0	2:54:21.710							
20	2:16.010	37.338	39.992	58.680	257.8	2:56:37.720							
21	2:51.758B	40.909	40.334	1:30.515	217.7	2:59:29.478							
22	08:34.350	...	53.432	1:20.920	99.4	5:08:03.828							
23	2:30.143	43.074	43.298	1:03.771	193.5	5:10:33.971							
24	2:24.681	38.246	40.965	1:05.470	250.6	5:12:58.652							
25	2:21.302	39.012	41.942	1:00.348	233.8	5:15:19.954							
26	2:30.118	38.079	40.250	1:11.789	224.5	5:17:50.072							
27	2:19.636	38.430	40.579	1:00.627	231.3	5:20:09.708							
28	2:19.872	38.138	40.594	1:01.140	254.1	5:22:29.580							
29	2:35.846B	37.598	40.562	1:17.686	255.9	5:25:05.426							
30	20:44.623	...	50.254	1:06.064	99.4	5:45:50.049							
31	2:21.735	39.085	40.931	1:01.719	246.0	5:48:11.784							
32	2:37.188	37.796	52.421	1:06.971	256.5	5:50:48.972							
33	2:24.945	38.563	44.065	1:02.317	237.4	5:53:13.917							
34	2:42.670B	41.418	42.350	1:18.902	252.3	5:55:56.587							
35	14:17.241	...	46.005	1:07.892	77.8	7:10:13.828							
36	2:29.062	40.932	42.939	1:05.191	218.6	7:12:42.890							
37	2:28.181	40.345	42.391	1:05.445	232.8	7:15:11.071							
38	2:35.579	41.585	47.935	1:06.059	216.4	7:17:46.650							
39	2:39.817B	42.018	43.607	1:14.192	217.7	7:20:26.467							
40	3:52.983	2:04.823	43.318	1:04.842	108.8	7:24:19.450							
41	2:38.511	45.422	44.032	1:09.057	172.2	7:26:57.961							
42	2:46.972B	44.327	42.984	1:19.661	162.9	7:29:44.933							
43	6:29.572	4:39.638	46.004	1:03.930	74.4	7:36:14.505							
44	2:25.014	38.898	41.729	1:04.387	224.1	7:38:39.519							
45	2:23.746	40.747	41.496	1:01.503	201.1	7:41:03.265							
46	2:23.460	38.129	43.387	1:01.944	257.8	7:43:26.725							
47	2:21.715	38.984	41.461	1:01.270	242.2	7:45:48.440							
48	2:45.273B	40.092	42.363	1:22.818	196.4	7:48:33.713							



PASSIONE FERRARI CLUB CHALLENGE



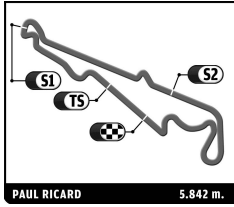
CLUB CHALLENGE LE CASTELLET Overall

Sector Analysis

Lap	Time	Sector 1	Sector 2	Sector 3	T.Spd	Elapsed	Lap	Time	Sector 1	Sector 2	Sector 3	T.Spd	Elapsed	
10	Christian PHILIPPON							56	2:07.564	35.004	37.846	54.714	254.7	7:22:02.545
	Palau							57	2:28.351 B	35.130	37.686	1:15.535	254.7	7:24:30.896
	296 Challenge							58	5:15.742	3:40.028	40.439	55.275	98.8	7:29:46.638
1	14:37.581	...	1:06.669	1:19.113	78.6	14:37.581	59	2:08.312	35.894	37.918	54.500	255.9	7:31:54.950	
2	2:34.829	44.912	45.801	1:04.116	196.0	17:12.410	60	2:08.818	35.391	38.482	54.945	257.8	7:34:03.768	
3	2:21.889	38.770	42.940	1:00.179	247.7	19:34.299	61	2:09.696	35.755	38.376	55.565	258.4	7:36:13.464	
4	2:19.232	39.787	41.202	58.243	232.8	21:53.531	62	2:08.233	35.128	38.224	54.881	257.1	7:38:21.697	
5	2:16.888	38.306	41.256	57.326	254.1	24:10.419	63	2:07.915	35.142	38.035	54.738	257.8	7:40:29.612	
6	2:38.932 B	37.662	41.687	1:19.583	252.3	26:49.351	64	2:07.656	35.247	37.983	54.426	259.0	7:42:37.268	
7	16:45.774	...	41.547	57.122	104.0	43:35.125	65	2:07.491	35.265	38.155	54.071	259.6	7:44:44.759	
8	2:12.028	36.343	39.985	55.700	254.7	45:47.153	66	2:08.034	35.229	38.127	54.678	259.6	7:46:52.793	
9	2:11.000	36.360	39.143	55.497	255.3	47:58.153	67	2:08.018	35.540	37.829	54.649	255.9	7:49:00.811	
10	2:09.808	35.637	39.097	55.074	254.7	50:07.961	68	2:23.570 B	35.861	38.317	1:09.392	251.2	7:51:24.381	
11	2:09.276	35.583	38.453	55.240	255.3	52:17.237								
12	2:12.513	35.679	39.075	57.759	256.5	54:29.750								
13	2:59.806 B	35.299	51.199	1:33.308	257.1	57:29.556								
14	:08:57.250	...	50.738	1:07.445	99.5	2:06:26.806								
15	2:19.371	41.002	41.257	57.112	227.4	2:08:46.177								
16	2:14.406	36.234	41.917	56.255	255.9	2:11:00.583								
17	2:12.719	36.531	39.134	57.054	252.9	2:13:13.302								
18	2:11.202	36.025	39.151	56.026	253.5	2:15:24.504								
19	2:10.671	35.664	38.858	56.149	255.3	2:17:35.175								
20	2:11.812	35.449	38.811	57.552	255.9	2:19:46.987								
21	2:17.693	39.331	39.809	58.553	254.1	2:22:04.680								
22	2:11.646	36.677	39.575	55.394	240.5	2:24:16.326								
23	2:09.668	35.773	38.669	55.226	255.9	2:26:25.994								
24	2:11.767	37.138	38.738	55.891	257.1	2:28:37.761								
25	2:10.268	35.619	39.218	55.431	255.9	2:30:48.029								
26	2:09.502	35.319	39.104	55.079	257.1	2:32:57.531								
27	2:29.041 B	35.498	38.623	1:14.920	256.5	2:35:26.572								
28	13:06.812	...	40.376	56.933	103.4	2:48:33.384								
29	2:11.220	35.564	38.814	56.842	254.7	2:50:44.604								
30	2:11.776	35.818	38.730	57.228	253.5	2:52:56.380								
31	2:12.812	37.012	39.161	56.639	257.1	2:55:09.192								
32	2:42.838 B	35.831	44.966	1:22.041	254.1	2:57:52.030								
33	:05:32.149	...	56.609	1:08.366	79.1	5:03:24.179								
34	2:17.168	38.710	41.089	57.369	246.6	5:05:41.347								
35	2:28.085 B	36.382	39.023	1:12.680	252.9	5:08:09.432								
36	5:51.490	3:57.643	49.378	1:04.469	96.6	5:14:00.922								
37	2:17.781	39.163	41.434	57.184	246.6	5:16:18.703								
38	2:10.877	36.560	39.719	54.598	251.7	5:18:29.580								
39	2:07.496	35.707	37.794	53.995	252.9	5:20:37.076								
40	2:07.097	35.186	38.022	53.889	253.5	5:22:44.173								
41	2:07.566	34.891	38.038	54.637	254.1	5:24:51.739								
42	2:26.181 B	35.227	38.056	1:12.898	253.5	5:27:17.920								
43	11:26.136	9:51.404	39.299	55.433	118.8	5:38:44.056								
44	2:16.402	37.447	44.110	54.845	257.1	5:41:00.458								
45	2:08.664	35.772	38.926	53.966	255.9	5:43:09.122								
46	2:06.834	35.022	37.581	54.231	257.8	5:45:15.956								
47	2:06.681	35.037	37.812	53.832	258.4	5:47:22.637								
48	2:37.713 B	35.055	47.616	1:15.042	261.5	5:50:00.350								
49	:16:44.248	...	48.752	1:11.963	98.0	7:06:44.598								
50	2:14.995	38.270	40.012	56.713	230.8	7:08:59.593								
51	2:09.102	35.536	38.922	54.644	253.5	7:11:08.695								
52	2:09.111	35.500	38.408	55.203	254.7	7:13:17.806								
53	2:19.154	42.143	42.114	54.897	254.7	7:15:36.960								
54	2:09.683	36.484	38.262	54.937	254.7	7:17:46.643								
55	2:08.338	35.583	38.201	54.554	254.7	7:19:54.981								



PASSIONE FERRARI CLUB CHALLENGE



CLUB CHALLENGE LE CASTELLET Overall

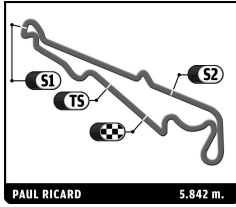
Sector Analysis

— Invalidated Lap ■ Personal Best ■ Session Best B Crossing the pit lane

Lap	Time	Sector 1	Sector 2	Sector 3	T.Spd	Elapsed	Lap	Time	Sector 1	Sector 2	Sector 3	T.Spd	Elapsed
011	MMB												
	Rossocorsa						296 Challenge						
1	37:46.818	...	47.846	1:03.603	66.8	37:46.818							
2	2:23.757	42.617	41.795	59.345	193.9	40:10.575							
3	2:17.543	37.908	41.259	58.376	255.9	42:28.118							
4	2:15.762	37.683	40.197	57.882	256.5	44:43.880							
5	2:17.538	37.094	41.247	59.197	257.1	47:01.418							
6	13:43.971 B	40.580	55.809	...	256.5	5:00:45.389							
7	3:13.736	1:16.314	52.412	1:05.010	84.3	5:03:59.125							
8	2:18.848	38.170	42.435	58.243	254.1	5:06:17.973							
9	2:13.517	37.894	38.992	56.631	250.0	5:08:31.490							
10	2:13.959	35.900	39.036	59.023	256.5	5:10:45.449							
11	5:24.749 B	36.173	39.309	4:09.267	255.9	5:16:10.198							
12	2:36.979	58.536	42.565	55.878	119.9	5:18:47.177							
13	2:07.484	35.198	37.452	54.834	260.2	5:20:54.661							
14	2:09.479	36.222	37.710	55.547	260.9	5:23:04.140							
15	2:06.966	35.295	37.263	54.408	259.6	5:25:11.106							
16	2:09.340	35.294	39.176	54.870	260.9	5:27:20.446							
17	2:11.154	34.784	37.703	58.667	261.5	5:29:31.600							
18	2:28.437	47.209	44.155	57.073	158.1	5:32:00.037							
19	2:06.075	34.705	36.978	54.392	260.9	5:34:06.112							
20	31:31.185 B	35.970	38.871	...	256.5	7:05:37.297							
21	2:57.092	1:06.934	47.739	1:02.419	103.2	7:08:34.389							
22	2:14.549	37.635	40.618	56.296	255.3	7:10:48.938							
23	2:21.132	35.764	38.592	1:06.776	257.1	7:13:10.070							
24	2:07.731	35.282	37.572	54.877	260.2	7:15:17.801							
25	2:17.179	36.015	39.307	1:01.857	260.9	7:17:34.980							
26	2:06.623	35.081	37.144	54.398	259.6	7:19:41.603							
27	2:06.577	34.663	37.713	54.201	260.9	7:21:48.180							
28	2:06.756	34.975	37.141	54.640	258.4	7:23:54.936							
29	2:07.051	35.091	37.663	54.297	262.1	7:26:01.987							
30	2:06.942	34.805	37.511	54.626	260.9	7:28:08.929							



PASSIONE FERRARI CLUB CHALLENGE



CLUB CHALLENGE LE CASTELLET Overall

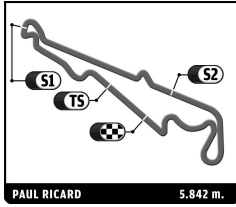
Sector Analysis

— Invalidated Lap ■ Personal Best ■ Session Best B Crossing the pit lane

Lap	Time	Sector 1	Sector 2	Sector 3	T.Spd	Elapsed	Lap	Time	Sector 1	Sector 2	Sector 3	T.Spd	Elapsed
11	Federico LACONCA												
	Rossocorsa						296 Challenge						
1	10:31.086	8:33.691	49.119	1:08.276	71.6	10:31.086							
2	2:21.568	40.007	42.309	59.252	244.3	12:52.654							
3	2:17.156	39.811	40.811	56.534	250.0	15:09.810							
4	5:15.781 B	36.262	40.594	3:58.925	260.2	20:25.591							
5	2:40.144	1:01.558	41.276	57.310	112.0	23:05.735							
6	2:12.876	36.014	40.466	56.396	255.9	25:18.611							
7	2:12.601	35.745	39.470	57.386	255.9	27:31.212							
8	2:20.434	37.308	41.633	1:01.493	256.5	29:51.646							
9	:06:58.273 B	37.208	39.744	...	255.9	2:36:49.919							
10	2:32.629	56.440	39.692	56.497	101.7	2:39:22.548							
11	2:08.961	34.989	38.673	55.299	260.2	2:41:31.509							
12	2:07.773	34.921	38.172	54.680	261.5	2:43:39.282							
13	2:08.486	35.064	38.427	54.995	260.9	2:45:47.768							
14	2:26.368	41.494	46.872	58.002	262.1	2:48:14.136							
15	2:07.433	34.787	38.125	54.521	262.1	2:50:21.569							
16	2:25.383	43.978	43.846	57.559	262.1	2:52:46.952							
17	2:07.752	35.085	38.140	54.527	261.5	2:54:54.704							
18	2:07.005	34.503	37.636	54.866	262.1	2:57:01.709							
19	:43:04.944 B	48.199	42.545	...	151.3	5:40:06.653							
20	2:31.736	56.698	40.020	55.018	118.2	5:42:38.389							
21	2:07.543	35.003	38.281	54.259	262.1	5:44:45.932							
22	2:07.836	34.884	38.405	54.547	260.9	5:46:53.768							
23	2:09.791	35.065	38.586	56.140	262.8	5:49:03.559							
24	2:05.285	34.691	36.551	54.043	261.5	5:51:08.844							
25	2:06.786	34.869	37.940	53.977	263.4	5:53:15.630							
26	:45:44.515 B	38.164	41.498	...	264.1	7:39:00.145							
27	2:57.519	1:05.445	47.112	1:04.962	100.0	7:41:57.664							
28	2:20.697	38.270	41.708	1:00.719	250.0	7:44:18.361							
29	2:10.897	35.497	38.245	57.155	260.9	7:46:29.258							
30	2:08.053	34.745	37.726	55.582	260.9	7:48:37.311							
31	2:06.806	35.021	37.584	54.201	261.5	7:50:44.117							
32	2:06.859	34.784	38.135	53.940	261.5	7:52:50.976							
33	2:06.279	34.640	37.352	54.287	262.8	7:54:57.255							
34	2:06.278	34.524	37.036	54.718	262.8	7:57:03.533							



PASSIONE FERRARI CLUB CHALLENGE



CLUB CHALLENGE LE CASTELLET Overall

Sector Analysis

— Invalidated Lap

■ Personal Best

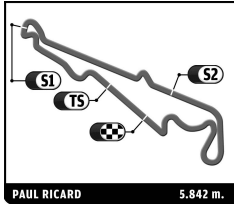
■ Session Best

B Crossing the pit lane

Lap	Time	Sector 1	Sector 2	Sector 3	T.Spd	Elapsed	Lap	Time	Sector 1	Sector 2	Sector 3	T.Spd	Elapsed
015	Krisztian BEER												
	Ferrari Budapest						296 Challenge						
1	:03:50.609	...	48.996	1:06.765	90.6	7:03:50.609							
2	2:27.955	40.595	44.700	1:02.660	222.2	7:06:18.564							
3	2:23.552	39.502	42.518	1:01.532	240.5	7:08:42.116							
4	2:19.199	38.292	41.084	59.823	241.6	7:11:01.315							
5	2:17.572	37.631	40.074	59.867	252.3	7:13:18.887							
6	2:17.053	38.598	39.622	58.833	241.1	7:15:35.940							
7	2:17.883	38.558	40.129	59.196	250.0	7:17:53.823							
8	10:55.067 B	37.048	41.956	9:36.063	251.2	7:28:48.890							
9	2:57.056	1:09.516	45.807	1:01.733	106.6	7:31:45.946							
10	2:21.584	40.145	42.777	58.662	247.1	7:34:07.530							
11	2:15.291	37.851	39.876	57.564	253.5	7:36:22.821							
12	2:17.726	37.614	40.600	59.512	251.7	7:38:40.547							
13	2:12.771	37.335	39.327	56.109	237.9	7:40:53.318							
14	11:51.428 B	40.831	50.581	...	255.9	7:52:44.746							
15	2:48.923	1:08.593	40.920	59.410	113.1	7:55:33.669							
16	6:47.573 B	41.202	40.898	5:25.473	173.1	8:02:21.242							
17	2:47.772	1:04.688	42.518	1:00.566	125.6	8:05:09.014							
18	2:14.619	36.638	39.847	58.134	248.8	8:07:23.633							
19	2:12.789	36.748	39.238	56.803	251.2	8:09:36.422							
20	2:20.994	37.779	40.198	1:03.017	243.2	8:11:57.416							
21	2:14.688	37.943	39.348	57.397	235.8	8:14:12.104							
22	2:17.563	37.723	40.746	59.094	229.3	8:16:29.667							
23	2:14.775	36.615	39.546	58.614	248.8	8:18:44.442							
24	2:12.499	36.406	39.554	56.539	253.5	8:20:56.941							



PASSIONE FERRARI CLUB CHALLENGE



CLUB CHALLENGE LE CASTELLET Overall

Sector Analysis

— Invalidated Lap

■ Personal Best

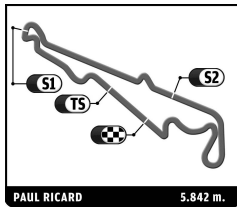
■ Session Best

■ Crossing the pit lane

Lap	Time	Sector 1	Sector 2	Sector 3	T.Spd	Elapsed	Lap	Time	Sector 1	Sector 2	Sector 3	T.Spd	Elapsed
15	Csaba SIPKA												
	Ferrari Budapest												296 Challenge
1	:48:46.642	...	55.705	1:09.296	91.7	1:48:46.642							
2	:46:38.095 B	51.103	1:12.637	...	207.7	8:35:24.737							
3	2:50.698	1:05.120	43.864	1:01.714	120.9	8:38:15.435							
4	2:18.988	38.742	41.288	58.958	252.9	8:40:34.423							
5	2:15.763	37.934	39.948	57.881	251.7	8:42:50.186							
6	2:12.406	36.080	39.288	57.038	252.9	8:45:02.592							
7	2:11.643	35.775	39.172	56.696	252.9	8:47:14.235							
8	2:13.472	35.628	39.113	58.731	248.3	8:49:27.707							
9	2:12.584	36.471	39.399	56.714	249.4	8:51:40.291							
10	2:11.266	36.027	39.129	56.110	253.5	8:53:51.557							



PASSIONE FERRARI CLUB CHALLENGE



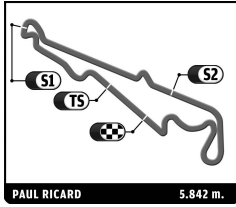
CLUB CHALLENGE LE CASTELLET Overall

Sector Analysis

Lap	Time	Sector 1	Sector 2	Sector 3	T.Spd	Elapsed	Lap	Time	Sector 1	Sector 2	Sector 3	T.Spd	Elapsed
18 Daniele SCABINI Rossocorsa 296 Challenge							56	2:14.069	36.026	41.569	56.474	255.9	5:51:01.134
1	20:44.942	...	45.276	1:06.059	86.9	20:44.942	57	2:31.650	49.011	44.847	57.792	255.3	5:53:32.784
2	2:28.763	40.675	44.105	1:03.983	227.4	23:13.705	58	:12:52.143 B	35.496	45.503	...	257.1	7:06:24.927
3	2:22.493	38.625	41.766	1:02.102	254.7	25:36.198	59	3:19.995	1:13.355	57.842	1:08.798	68.2	7:09:44.922
4	2:22.441	37.924	43.599	1:00.918	254.7	27:58.639	60	2:24.352	39.771	44.431	1:00.150	240.0	7:12:09.274
5	2:18.936	37.408	41.647	59.881	255.9	30:17.575	61	2:16.984	38.748	39.794	58.442	229.8	7:14:26.258
6	2:20.107	38.582	41.142	1:00.383	255.3	32:37.682	62	2:15.507	38.594	39.964	56.949	218.6	7:16:41.765
7	2:22.824	38.173	42.526	1:02.125	254.1	35:00.506	63	2:13.234	36.509	40.248	56.477	257.8	7:18:54.999
8	2:18.203	36.860	40.727	1:00.616	254.7	37:18.709	64	2:13.393	36.956	39.855	56.582	257.1	7:21:08.392
9	4:23.874 B	41.516	42.607	2:59.751	201.9	41:42.583	65	2:11.861	36.327	39.676	55.858	259.0	7:23:20.253
10	2:40.472	1:00.105	40.882	59.485	114.5	44:23.055	66	4:04.675 B	38.238	39.494	2:46.943	251.7	7:27:24.928
11	2:16.120	37.337	40.152	58.631	255.9	46:39.175	67	2:32.615	56.962	39.805	55.848	104.9	7:29:57.543
12	2:15.396	36.730	40.693	57.973	255.3	48:54.571	68	2:15.430	39.913	39.469	56.048	192.2	7:32:12.973
13	2:14.988	36.295	40.052	58.641	255.9	51:09.559	69	2:14.817	36.241	40.470	58.106	258.4	7:34:27.790
14	2:14.356	36.516	40.208	57.632	255.9	53:23.915	70	2:09.886	35.602	38.833	55.451	257.8	7:36:37.676
15	2:18.978	36.289	39.901	1:02.788	255.9	55:42.893	71	2:13.281	35.458	40.724	57.099	257.8	7:38:50.957
16	:06:48.484 B	42.587	49.836	...	172.8	2:02:31.377	72	4:04.762 B	36.277	39.432	2:49.053	257.1	7:42:55.719
17	3:14.065	1:16.674	48.210	1:09.181	90.1	2:05:45.442	73	2:33.245	56.056	40.415	56.774	105.7	7:45:28.964
18	2:24.769	39.890	43.440	1:01.439	213.4	2:08:10.211	74	2:13.418	36.377	40.008	57.033	258.4	7:47:42.382
19	2:17.559	38.419	40.506	58.634	213.0	2:10:27.770							
20	2:16.998	37.767	40.662	58.569	247.7	2:12:44.768							
21	2:16.488	36.794	39.889	59.805	255.3	2:15:01.256							
22	2:15.315	37.016	40.825	57.474	256.5	2:17:16.571							
23	2:17.267	36.525	43.201	57.541	257.1	2:19:33.838							
24	2:13.570	36.396	39.956	57.218	255.3	2:21:47.408							
25	2:13.181	36.427	40.091	56.663	254.7	2:24:00.589							
26	2:16.077	37.233	40.162	58.682	257.1	2:26:16.666							
27	2:43.794	1:04.590	41.728	57.476	256.5	2:29:00.460							
28	2:13.241	36.688	39.764	56.789	256.5	2:31:13.701							
29	2:13.386	35.862	39.146	58.378	255.9	2:33:27.087							
30	2:11.899	35.947	39.530	56.422	255.9	2:35:38.986							
31	4:01.850 B	39.494	45.683	2:36.673	241.1	2:39:40.836							
32	2:36.635	58.507	40.208	57.920	119.3	2:42:17.471							
33	2:22.344	38.335	40.567	1:03.442	197.4	2:44:39.815							
34	2:12.778	36.228	39.676	56.874	255.3	2:46:52.593							
35	2:12.960	36.146	39.699	57.115	256.5	2:49:05.553							
36	2:13.685	35.918	39.905	57.862	257.8	2:51:19.238							
37	2:29.535	36.551	44.847	1:08.137	259.0	2:53:48.773							
38	2:12.076	35.987	39.278	56.811	257.8	2:56:00.849							
39	:04:53.755 B	42.230	46.936	...	194.2	5:00:54.604							
40	3:22.759	1:19.840	52.503	1:10.416	76.1	5:04:17.363							
41	2:27.265	41.277	44.285	1:01.703	226.9	5:06:44.628							
42	2:21.780	40.088	41.196	1:00.496	247.7	5:09:06.408							
43	2:19.181	38.535	41.278	59.368	252.9	5:11:25.589							
44	2:19.198	40.310	40.639	58.249	252.9	5:13:44.787							
45	2:15.853	36.675	40.598	58.580	252.9	5:16:00.640							
46	12:14.819 B	36.937	40.712	...	253.5	5:28:15.459							
47	2:38.513	1:00.260	40.652	57.601	105.6	5:30:53.972							
48	2:14.041	36.853	40.010	57.178	254.7	5:33:08.013							
49	2:13.152	36.563	39.354	57.235	255.3	5:35:21.165							
50	2:14.038	36.591	39.902	57.545	254.1	5:37:35.203							
51	2:12.548	36.173	39.110	57.265	255.9	5:39:47.751							
52	2:14.481	36.299	39.891	58.291	256.5	5:42:02.232							
53	2:12.957	36.346	39.324	57.287	256.5	5:44:15.189							
54	2:11.500	35.600	39.234	56.666	255.3	5:46:26.689							
55	2:20.376	36.147	46.462	57.767	255.9	5:48:47.065							



PASSIONE FERRARI CLUB CHALLENGE



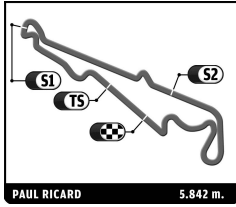
CLUB CHALLENGE LE CASTELLET Overall

Sector Analysis

Lap	Time	Sector 1	Sector 2	Sector 3	T.Spd	Elapsed	Lap	Time	Sector 1	Sector 2	Sector 3	T.Spd	Elapsed
020 Rubin VAN DIEMEN													
FMA nv							296 Challenge						
1	3:18.872	1:17.416	53.758	1:07.698	85.0	3:18.872							
2	2:28.333	40.612	43.980	1:03.741	229.3	5:47.205							
3	2:20.547	38.377	42.058	1:00.112	254.7	8:07.752							
4	2:19.678	37.218	42.449	1:00.011	256.5	10:27.430							
5	2:18.358	37.946	40.201	1:00.211	256.5	12:45.788							
6	2:16.457	37.464	40.298	58.695	258.4	15:02.245							
7	2:15.504	36.822	40.781	57.901	259.6	17:17.749							
8	2:24.239	38.391	45.350	1:00.498	260.2	19:41.988							
9	2:16.445	36.936	40.313	59.196	259.0	21:58.433							
10	2:13.409	36.709	40.175	56.525	259.0	24:11.842							
11	2:39.470 B	38.283	42.431	1:18.756	223.1	26:51.312							
12	:36:24.058	...	45.902	1:03.695	101.2	2:03:15.370							
13	2:28.055	38.443	43.692	1:05.920	246.6	2:05:43.425							
14	2:13.776	36.914	39.423	57.439	256.5	2:07:57.201							
15	2:15.398	36.079	41.615	57.704	258.4	2:10:12.599							
16	2:20.460	36.706	42.936	1:00.818	257.8	2:12:33.059							
17	2:12.897	36.464	40.103	56.330	259.6	2:14:45.956							
18	2:12.331	35.900	39.092	57.339	257.8	2:16:58.287							
19	2:52.654 B	40.810	55.267	1:16.577	225.5	2:19:50.941							
20	3:22.399	1:41.027	41.817	59.555	102.7	2:23:13.340							
21	2:11.967	36.040	39.182	56.745	259.0	2:25:25.307							
22	2:38.465 B	39.074	43.840	1:15.551	259.0	2:28:03.772							
23	:34:43.469	...	48.551	1:05.133	106.3	5:02:47.241							
24	2:24.475	39.383	43.059	1:02.033	242.2	5:05:11.716							
25	2:20.095	38.255	40.829	1:01.011	255.3	5:07:31.811							
26	2:20.472	39.791	40.647	1:00.034	244.9	5:09:52.283							
27	2:23.619	36.807	39.835	1:06.977	254.1	5:12:15.902							
28	2:14.851	36.860	39.314	58.677	254.1	5:14:30.753							
29	2:22.047	38.502	42.715	1:00.830	252.3	5:16:52.800							
30	2:13.891	36.918	39.767	57.206	254.1	5:19:06.691							
31	2:11.882	36.068	38.824	56.990	255.9	5:21:18.573							
32	2:47.260 B	42.722	47.304	1:17.234	230.8	5:24:05.833							
33	:38:45.980	...	48.780	1:05.489	104.7	7:02:51.813							
34	2:25.192	39.530	41.431	1:04.231	239.5	7:05:17.005							
35	2:22.258	39.723	43.127	59.408	259.0	7:07:39.263							
36	2:17.499	39.990	39.938	57.571	210.5	7:09:56.762							
37	2:22.808	43.957	40.411	58.440	259.6	7:12:19.570							
38	2:10.855	36.066	38.541	56.248	259.0	7:14:30.425							
39	2:12.019	36.259	38.758	57.002	257.8	7:16:42.444							
40	2:16.908	39.868	39.435	57.605	218.6	7:18:59.352							
41	2:11.239	35.559	38.736	56.944	259.0	7:21:10.591							
42	2:17.627	37.461	43.508	56.658	259.6	7:23:28.218							
43	2:11.143	36.083	39.387	55.673	259.0	7:25:39.361							
44	2:09.728	35.741	38.589	55.398	258.4	7:27:49.089							
45	2:27.294 B	42.821	40.460	1:04.013	197.8	7:30:16.383							



PASSIONE FERRARI CLUB CHALLENGE



CLUB CHALLENGE LE CASTELLET Overall

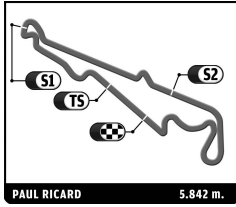
Sector Analysis

— Invalidated Lap ■ Personal Best ■ Session Best B Crossing the pit lane

Lap	Time	Sector 1	Sector 2	Sector 3	T.Spd	Elapsed	Lap	Time	Sector 1	Sector 2	Sector 3	T.Spd	Elapsed
20	Just VAN DIEMEN												
	FMA nv						296 Challenge						
1	32:47.013	...	43.419	1:05.811	122.4	32:47.013							
2	2:24.860	39.917	42.955	1:01.988	233.3	35:11.873							
3	2:25.099	39.714	42.849	1:02.536	215.6	37:36.972							
4	2:23.418	39.545	41.982	1:01.891	249.4	40:00.390							
5	2:21.083	39.020	41.420	1:00.643	231.3	42:21.473							
6	2:17.318	37.952	41.002	58.364	259.6	44:38.791							
7	2:23.363	40.227	41.812	1:01.324	217.7	47:02.154							
8	2:20.788	40.182	41.113	59.493	243.8	49:22.942							
9	2:21.967	39.065	41.400	1:01.502	252.3	51:44.909							
10	2:19.703	39.039	41.255	59.409	205.3	54:04.612							
11	2:55.470B	37.559	44.680	1:33.231	257.8	57:00.082							
12	:36:19.895	...	41.809	59.630	118.9	2:33:19.977							
13	2:17.678	37.012	40.501	1:00.165	255.9	2:35:37.655							
14	2:18.579	37.584	40.614	1:00.381	257.1	2:37:56.234							
15	2:18.154	37.756	40.307	1:00.091	255.9	2:40:14.388							
16	2:17.571	37.117	40.079	1:00.375	251.2	2:42:31.959							
17	2:42.831B	39.950	42.732	1:20.149	184.6	2:45:14.790							
18	3:44.007	1:57.144	44.518	1:02.345	115.0	2:48:58.797							
19	2:17.714	36.860	40.623	1:00.231	257.8	2:51:16.511							
20	2:16.580	37.370	40.287	58.923	254.1	2:53:33.091							
21	2:42.033B	36.575	40.343	1:25.115	251.2	2:56:15.124							
22	:35:28.578	...	42.442	1:00.702	98.7	5:31:43.702							
23	2:16.657	37.529	40.314	58.814	255.3	5:34:00.359							
24	2:18.440	37.247	41.216	59.977	254.1	5:36:18.799							
25	2:20.561	38.052	40.689	1:01.820	215.6	5:38:39.360							
26	2:17.225	37.127	40.797	59.301	250.6	5:40:56.585							
27	2:27.165	44.281	42.407	1:00.477	222.7	5:43:23.750							
28	2:19.146	36.496	42.826	59.824	255.9	5:45:42.896							
29	2:15.309	36.660	40.737	57.912	255.3	5:47:58.205							
30	2:52.280B	38.148	57.332	1:16.800	204.2	5:50:50.485							
31	3:16.960	1:21.101	56.078	59.781	122.2	5:54:07.445							
32	2:39.646B	37.102	42.531	1:20.013	244.9	5:56:47.091							
33	:38:24.314	...	41.128	58.974	108.3	7:35:11.405							
34	2:14.065	36.397	39.650	58.018	255.9	7:37:25.470							
35	2:13.018	36.399	39.462	57.157	246.6	7:39:38.488							
36	2:16.089	38.112	40.207	57.770	256.5	7:41:54.577							
37	2:14.316	36.208	40.255	57.853	258.4	7:44:08.893							
38	2:42.971B	39.486	42.773	1:20.712	205.7	7:46:51.864							
39	3:20.930	1:33.018	46.947	1:00.965	120.5	7:50:12.794							
40	2:16.239	36.692	41.061	58.486	255.3	7:52:29.033							
41	2:15.229	36.509	40.268	58.452	257.8	7:54:44.262							
42	2:43.388B	38.503	47.971	1:16.914	230.3	7:57:27.650							



PASSIONE FERRARI CLUB CHALLENGE



CLUB CHALLENGE LE CASTELLET Overall

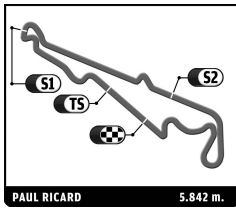
Sector Analysis

— Invalidated Lap ■ Personal Best ■ Session Best **B** Crossing the pit lane

Lap	Time	Sector 1	Sector 2	Sector 3	T.Spd	Elapsed	Lap	Time	Sector 1	Sector 2	Sector 3	T.Spd	Elapsed
21	Kevin WIJNHOVEN												
	FMA NV						488 Challenge Evo						
1	:19:59.371	...	54.745	1:13.967	74.1	1:19:59.371							
2	2:47.551	48.237	49.707	1:09.607	201.9	1:22:46.922							
3	2:43.643	44.616	48.307	1:10.720	231.3	1:25:30.565							
4	2:36.685	43.674	46.599	1:06.412	231.3	1:28:07.250							
5	2:32.505	42.079	45.689	1:04.737	243.2	1:30:39.755							
6	2:50.740 B	43.490	46.972	1:20.278	240.0	1:33:30.495							
7	20:38.019 B	...	53.132	1:39.370	82.9	1:54:08.514							
8	:09:12.781	...	57.785	1:16.061	84.6	3:03:21.295							
9	2:50.332	46.841	52.793	1:10.698	223.6	3:06:11.627							
10	2:42.086	42.830	47.158	1:12.098	242.7	3:08:53.713							
11	2:32.730	41.540	46.080	1:05.110	242.7	3:11:26.443							
12	2:31.189	41.531	45.543	1:04.115	240.0	3:13:57.632							
13	2:30.133	41.439	44.895	1:03.799	242.7	3:16:27.765							
14	2:28.233	40.527	44.437	1:03.269	243.2	3:18:55.998							
15	2:53.337 B	43.868	44.373	1:25.096	243.8	3:21:49.335							
16	34:17.641	...	47.683	1:05.766	72.0	3:56:06.976							
17	3:22.552 B	41.802	49.065	1:51.685	233.8	3:59:29.528							
18	:04:18.614	...	54.919	1:13.287	84.8	6:03:48.142							
19	2:40.832	43.849	45.877	1:11.106	241.6	6:06:28.974							
20	2:34.736	43.292	45.902	1:05.542	222.7	6:09:03.710							
21	2:30.990	41.362	45.923	1:03.705	242.2	6:11:34.700							
22	2:34.968	44.986	46.068	1:03.914	209.7	6:14:09.668							
23	2:27.940	40.155	44.283	1:03.502	243.2	6:16:37.608							
24	2:27.919	40.712	43.953	1:03.254	241.6	6:19:05.527							
25	2:24.083	39.868	42.757	1:01.458	242.2	6:21:29.610							
26	3:14.911 B	39.456	1:11.339	1:24.116	237.9	6:24:44.521							
27	19:26.248	...	46.094	1:04.480	100.1	6:44:10.769							
28	2:30.873	41.197	44.260	1:05.416	242.7	6:46:41.642							
29	2:27.227	39.807	44.492	1:02.928	244.3	6:49:08.869							
30	2:28.892	39.699	45.598	1:03.595	242.7	6:51:37.761							
31	2:38.519	44.760	47.978	1:05.781	245.5	6:54:16.280							
32	3:15.051 B	42.729	54.462	1:37.860	220.9	6:57:31.331							
33	:05:15.317	...	43.018	57.055	98.5	8:02:46.648							
34	2:10.485	36.218	38.678	55.589	246.6	8:04:57.133							
35	2:08.146	34.927	38.392	54.827	247.1	8:07:05.279							



PASSIONE FERRARI CLUB CHALLENGE



CLUB CHALLENGE LE CASTELLET Overall

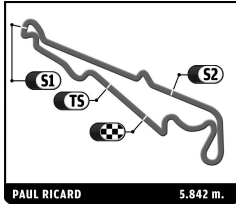
Sector Analysis

— Invalidated Lap ■ Personal Best ■ Session Best B Crossing the pit lane

Lap	Time	Sector 1	Sector 2	Sector 3	T.Spd	Elapsed	Lap	Time	Sector 1	Sector 2	Sector 3	T.Spd	Elapsed
029	Thierry DE VOS												
	Monza NV						296 Challenge						
1	9:07.803	7:10.615	53.248	1:03.940	90.0	9:07.803							
2	2:28.633B	39.377	41.366	1:07.890	219.5	11:36.436							
3	7:37.268	5:41.589	48.337	1:07.342	101.4	19:13.704							
4	2:29.568	42.478	44.760	1:02.330	212.6	21:43.272							
5	2:24.816	39.807	43.356	1:01.653	230.8	24:08.088							
6	2:23.255	38.922	42.688	1:01.645	236.8	26:31.343							
7	2:20.522	39.197	41.629	59.696	241.6	28:51.865							
8	2:18.775	38.160	41.396	59.219	246.6	31:10.640							
9	2:17.193	37.852	40.714	58.627	248.8	33:27.833							
10	2:16.562	37.699	40.675	58.188	247.7	35:44.395							
11	2:15.363	37.327	40.277	57.759	246.0	37:59.758							
12	2:32.928B	38.734	41.569	1:12.625	242.2	40:32.686							
13	2:27:03.660	...	47.607	1:08.362	103.3	5:07:36.346							
14	2:21.355	40.093	41.691	59.571	224.5	5:09:57.701							
15	2:19.286	38.307	41.230	59.749	242.7	5:12:16.987							
16	2:16.591	37.145	39.562	59.884	245.5	5:14:33.578							
17	2:20.198	39.713	41.662	58.823	243.8	5:16:53.776							
18	2:14.681	37.042	39.863	57.776	250.6	5:19:08.457							
19	2:14.273	36.978	39.600	57.695	247.1	5:21:22.730							
20	2:14.011	37.198	39.613	57.200	248.8	5:23:36.741							
21	2:13.265	36.413	39.230	57.622	247.7	5:25:50.006							
22	3:00.340B	45.385	47.296	1:27.659	207.3	5:28:50.346							
23	5:45.787	4:02.870	42.149	1:00.768	118.9	5:34:36.133							
24	2:15.820	37.139	39.761	58.920	245.5	5:36:51.953							
25	2:17.501	36.794	41.996	58.711	246.6	5:39:09.454							
26	2:14.865	36.703	39.721	58.441	246.6	5:41:24.319							
27	2:15.908	36.627	41.175	58.106	250.6	5:43:40.227							
28	2:11.860	36.373	39.169	56.318	251.2	5:45:52.087							
29	2:40.523B	41.287	44.308	1:14.928	202.2	5:48:32.610							



PASSIONE FERRARI CLUB CHALLENGE



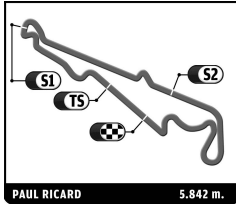
CLUB CHALLENGE LE CASTELLET Overall

Sector Analysis

Lap	Time	Sector 1	Sector 2	Sector 3	T.Spd	Elapsed	Lap	Time	Sector 1	Sector 2	Sector 3	T.Spd	Elapsed
<div style="display: flex; justify-content: space-between; align-items: center;"> <div style="border: 1px solid black; padding: 2px;">29</div> <div> Annelore DE BUCK Monza NV 296 Challenge </div> </div>													
1	:08:15.617	...	55.374	1:14.926	84.0	2:08:15.617							
2	2:32.299	44.382	44.609	1:03.308	202.6	2:10:47.916							
3	2:27.099	40.915	42.819	1:03.365	241.1	2:13:15.015							
4	2:21.305	39.313	41.443	1:00.549	245.5	2:15:36.320							
5	2:20.720	39.334	41.354	1:00.032	232.8	2:17:57.040							
6	2:19.348	38.179	41.880	59.289	246.6	2:20:16.388							
7	2:15.520	37.481	40.354	57.685	251.2	2:22:31.908							
8	2:14.651	37.212	39.721	57.718	253.5	2:24:46.559							
9	2:22.704	40.935	40.981	1:00.788	196.4	2:27:09.263							
10	2:17.772	37.489	42.033	58.250	250.0	2:29:27.035							
11	2:14.578	36.887	40.206	57.485	255.3	2:31:41.613							
12	2:14.821	37.102	40.055	57.664	244.9	2:33:56.434							
13	2:27.908 B	37.034	41.251	1:09.623	250.6	2:36:24.342							
14	9:41.447	7:58.006	41.961	1:01.480	89.5	2:46:05.789							
15	2:14.655	37.310	40.043	57.302	247.7	2:48:20.444							
16	2:18.620	37.747	40.358	1:00.515	250.6	2:50:39.064							
17	2:16.614	37.555	40.999	58.060	248.8	2:52:55.678							
18	2:41.586 B	37.067	41.025	1:23.494	241.6	2:55:37.264							
19	:13:20.144	...	50.123	1:06.153	97.8	7:08:57.408							
20	2:23.511	40.006	41.973	1:01.532	247.1	7:11:20.919							
21	2:21.060	38.316	42.510	1:00.234	243.2	7:13:41.979							
22	2:17.654	37.907	41.106	58.641	251.2	7:15:59.633							
23	2:19.550	38.443	40.953	1:00.154	245.5	7:18:19.183							
24	2:22.558	38.543	42.687	1:01.328	244.3	7:20:41.741							
25	2:18.447	38.455	40.662	59.330	242.2	7:23:00.188							
26	2:21.146	38.644	42.573	59.929	243.2	7:25:21.334							
27	2:31.308 B	40.673	41.523	1:09.112	240.0	7:27:52.642							
28	6:38.672	4:52.884	43.138	1:02.650	105.9	7:34:31.314							
29	2:19.864	37.897	40.634	1:01.333	251.2	7:36:51.178							
30	2:17.802	37.815	40.861	59.126	248.3	7:39:08.980							
31	2:16.068	37.605	40.323	58.140	242.2	7:41:25.048							
32	2:15.879	38.052	39.938	57.889	241.1	7:43:40.927							
33	2:15.302	37.362	40.187	57.753	246.6	7:45:56.229							
34	2:13.851	36.818	39.276	57.757	252.9	7:48:10.080							
35	2:13.395	36.929	39.535	56.931	249.4	7:50:23.475							
36	2:13.080	36.697	39.702	56.681	252.9	7:52:36.555							
37	2:12.699	36.667	39.115	56.917	250.0	7:54:49.254							
38	2:32.581 B	36.219	40.208	1:16.154	255.3	7:57:21.835							



PASSIONE FERRARI CLUB CHALLENGE



CLUB CHALLENGE LE CASTELLET Overall

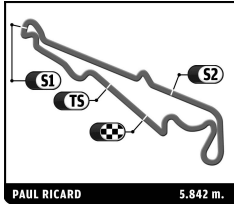
Sector Analysis

— Invalidated Lap ■ Personal Best ■ Session Best B Crossing the pit lane

Lap	Time	Sector 1	Sector 2	Sector 3	T.Spd	Elapsed	Lap	Time	Sector 1	Sector 2	Sector 3	T.Spd	Elapsed	
34	Olivier LOPEZ													
	Modena Sport Ferrari Dealer													488 Challenge Evo
1	:05:37.376	...	1:03.687	1:25.408	66.5	1:05:37.376								
2	2:53.138	49.895	51.130	1:12.113	175.6	1:08:30.514								
3	2:37.115	41.772	46.145	1:09.198	226.4	1:11:07.629								
4	2:51.923 B	41.579	44.241	1:26.103	226.4	1:13:59.552								
5	4:20.460	2:31.032	44.202	1:05.226	107.7	1:18:20.012								
6	2:28.900	40.444	43.838	1:04.618	236.8	1:20:48.912								
7	2:28.130	39.894	43.237	1:04.999	241.1	1:23:17.042								
8	2:27.704	41.323	42.692	1:03.689	235.8	1:25:44.746								
9	2:44.171 B	41.046	43.823	1:19.302	240.0	1:28:28.917								
10	17:48.399	...	45.395	1:08.548	101.7	1:46:17.316								
11	2:24.559	40.468	42.266	1:01.825	215.1	1:48:41.875								
12	2:22.600	39.197	42.562	1:00.841	229.8	1:51:04.475								
13	2:46.721 B	39.822	44.755	1:22.144	242.7	1:53:51.196								
14	:11:52.119	...	54.564	1:13.044	90.7	3:05:43.315								
15	2:36.748	44.084	45.950	1:06.714	209.7	3:08:20.063								
16	2:35.799 B	39.145	42.401	1:14.253	236.8	3:10:55.862								
17	3:14.766	1:30.318	43.680	1:00.768	99.7	3:14:10.628								
18	2:23.934	39.076	44.505	1:00.353	241.6	3:16:34.562								
19	2:21.670	39.054	41.608	1:01.008	247.1	3:18:56.232								
20	2:26.765	38.825	41.360	1:06.580	222.7	3:21:22.997								
21	2:33.212	38.189	40.927	1:14.096	244.9	3:23:56.209								
22	4:23.713 B	1:15.965	1:16.860	1:50.888	82.9	3:28:19.922								
23	:36:10.689	...	1:00.085	1:20.677	98.9	6:04:30.611								
24	2:39.285	44.464	48.281	1:06.540	204.9	6:07:09.896								
25	2:43.977 B	42.374	45.254	1:16.349	215.1	6:09:53.873								
26	3:55.965	2:11.439	42.789	1:01.737	112.0	6:13:49.838								
27	2:20.969	38.348	41.726	1:00.895	241.1	6:16:10.807								
28	2:22.644	40.077	42.006	1:00.561	231.3	6:18:33.451								
29	2:28.870	39.470	42.363	1:07.037	232.8	6:21:02.321								
30	2:22.453	39.450	42.134	1:00.869	234.3	6:23:24.774								
31	2:47.348 B	39.437	42.456	1:25.455	229.8	6:26:12.122								
32	19:05.532	...	51.170	1:04.801	95.9	6:45:17.654								
33	2:22.691	39.685	42.377	1:00.629	236.8	6:47:40.345								
34	2:19.140	38.265	41.257	59.618	246.6	6:49:59.485								
35	2:24.481	38.567	41.970	1:03.944	240.0	6:52:23.966								
36	2:47.016 B	41.908	44.932	1:20.176	221.8	6:55:10.982								
37	:11:26.835	...	1:02.528	1:17.841	83.1	8:06:37.817								
38	2:34.645	44.253	44.910	1:05.482	202.6	8:09:12.462								
39	2:48.081	48.057	48.572	1:11.452	161.4	8:12:00.543								
40	2:37.737	43.348	43.047	1:11.342	202.2	8:14:38.280								
41	2:25.106	41.188	41.573	1:02.345	231.3	8:17:03.386								
42	2:46.025 B	41.267	41.882	1:22.876	230.3	8:19:49.411								
43	13:12.362	...	53.167	1:12.561	57.5	8:33:01.773								
44	2:31.823	42.631	44.202	1:04.990	211.4	8:35:33.596								
45	2:26.780	40.417	42.845	1:03.518	232.3	8:38:00.376								
46	2:51.004 B	39.933	51.739	1:19.332	241.1	8:40:51.380								



PASSIONE FERRARI CLUB CHALLENGE



CLUB CHALLENGE LE CASTELLET Overall

Sector Analysis

— Invalidated Lap

■ Personal Best

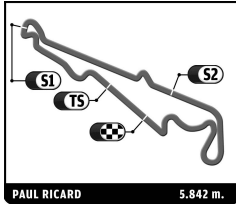
■ Session Best

B Crossing the pit lane

Lap	Time	Sector 1	Sector 2	Sector 3	T.Spd	Elapsed	Lap	Time	Sector 1	Sector 2	Sector 3	T.Spd	Elapsed
042	Rino CASTIGLIONE												
	Ineco Reparto Corse Ram						296 Challenge						
1	:35:10.515	...	44.960	1:09.580	91.7	1:35:10.515							
2	2:24.787	40.658	42.498	1:01.631	226.9	1:37:35.302							
3	2:23.937	38.832	42.696	1:02.409	243.8	1:39:59.239							
4	2:21.349	39.390	41.199	1:00.760	242.2	1:42:20.588							
5	2:20.579	38.109	41.749	1:00.721	252.3	1:44:41.167							
6	2:21.529	38.640	41.762	1:01.127	232.3	1:47:02.696							
7	2:20.221	38.103	41.102	1:01.016	252.9	1:49:22.917							
8	2:23.623	38.570	43.383	1:01.670	257.1	1:51:46.540							
9	:48:21.776 B	37.716	48.215	...	250.6	3:40:08.316							
10	12:04.688	...	44.260	1:02.586	100.2	3:52:13.004							
11	2:18.890	38.420	41.182	59.288	242.7	3:54:31.894							
12	2:17.179	37.792	40.446	58.941	250.0	3:56:49.073							
13	:03:37.372 B	40.279	42.212	...	177.0	5:00:26.445							
14	3:02.715	1:09.175	47.328	1:06.212	105.5	5:03:29.160							
15	2:20.428	38.957	41.559	59.912	245.5	5:05:49.588							
16	2:18.835	37.934	40.725	1:00.176	239.5	5:08:08.423							
17	2:18.227	38.102	40.337	59.788	252.9	5:10:26.650							
18	2:16.643	37.847	40.179	58.617	247.7	5:12:43.293							
19	2:15.814	37.121	40.074	58.619	254.1	5:14:59.107							
20	2:19.352	37.392	40.475	1:01.485	254.1	5:17:18.459							
21	2:14.126	36.742	39.536	57.848	255.9	5:19:32.585							
22	2:14.129	36.582	39.577	57.970	255.3	5:21:46.714							
23	2:14.600	37.511	39.985	57.104	254.7	5:24:01.314							
24	2:11.715	35.896	39.252	56.567	255.9	5:26:13.029							
25	5:25.895 B	36.813	39.515	4:09.567	256.5	5:31:38.924							
26	3:13.409	1:14.778	51.306	1:07.325	76.2	5:34:52.333							
27	2:19.909	39.591	42.028	58.290	252.3	5:37:12.242							
28	:23:25.891 B	39.396	40.288	...	203.0	7:00:38.133							
29	3:04.474	1:15.546	46.029	1:02.899	91.4	7:03:42.607							
30	2:14.305	37.474	40.268	56.563	252.9	7:05:56.912							
31	2:14.480	37.407	39.903	57.170	255.9	7:08:11.392							
32	2:13.515	36.907	39.715	56.893	244.9	7:10:24.907							
33	2:13.457	36.566	38.865	58.026	256.5	7:12:38.364							
34	2:09.597	35.555	38.476	55.566	256.5	7:14:47.961							
35	2:11.583	36.822	38.666	56.095	257.1	7:16:59.544							
36	2:10.436	35.467	38.743	56.226	256.5	7:19:09.980							
37	2:13.847	35.486	41.206	57.155	256.5	7:21:23.827							
38	2:13.439	36.074	39.386	57.979	257.1	7:23:37.266							



PASSIONE FERRARI CLUB CHALLENGE



CLUB CHALLENGE LE CASTELLET Overall

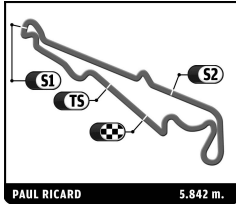
Sector Analysis

— Invalidated Lap ■ Personal Best ■ Session Best B Crossing the pit lane

Lap	Time	Sector 1	Sector 2	Sector 3	T.Spd	Elapsed	Lap	Time	Sector 1	Sector 2	Sector 3	T.Spd	Elapsed
42	Paolo AGAZZONE												
	Ineco Reparto Corse Ram						296 Challenge						
1	:13:53.495	...	45.106	1:05.163	83.1	1:13:53.495							
2	2:24.840	39.567	42.640	1:02.633	238.4	1:16:18.335							
3	2:18.961	38.183	40.683	1:00.095	245.5	1:18:37.296							
4	2:16.177	36.984	40.274	58.919	255.9	1:20:53.473							
5	2:16.226	37.474	41.159	57.593	257.1	1:23:09.699							
6	2:19.725	37.779	40.649	1:01.297	255.9	1:25:29.424							
7	:34:51.158B	38.185	42.168	...	258.4	3:00:20.582							
8	3:11.392	1:15.279	50.893	1:05.220	113.0	3:03:31.974							
9	2:21.236	39.636	42.883	58.717	255.9	3:05:53.210							
10	2:19.809	37.690	42.064	1:00.055	257.8	3:08:13.019							
11	2:15.164	36.984	40.050	58.130	257.8	3:10:28.183							
12	2:17.150	38.130	40.061	58.959	258.4	3:12:45.333							
13	2:17.467	38.853	41.085	57.529	251.7	3:15:02.800							
14	2:16.353	37.267	39.475	59.611	257.8	3:17:19.153							
15	2:13.895	36.860	39.723	57.312	257.1	3:19:33.048							
16	2:13.955	36.143	39.941	57.871	257.1	3:21:47.003							
17	:18:35.859B	38.124	40.576	...	233.8	5:40:22.862							
18	2:38.990	57.752	39.615	1:01.623	118.7	5:43:01.852							
19	2:10.352	35.864	38.982	55.506	259.0	5:45:12.204							
20	2:10.062	35.546	39.487	55.029	257.1	5:47:22.266							
21	2:26.216	36.360	49.426	1:00.430	221.8	5:49:48.482							
22	2:10.464	35.401	40.062	55.001	256.5	5:51:58.946							
23	2:17.146	40.845	41.073	55.228	200.7	5:54:16.092							
24	:36:09.250B	35.328	38.880	...	259.6	7:30:25.342							
25	2:39.964	1:01.392	41.359	57.213	110.5	7:33:05.306							
26	2:11.687	36.642	38.902	56.143	256.5	7:35:16.993							
27	2:10.058	35.608	38.959	55.491	257.8	7:37:27.051							
28	2:12.078	35.937	38.905	57.236	258.4	7:39:39.129							
29	2:32.252	42.607	45.286	1:04.359	259.0	7:42:11.381							
30	2:10.681	35.936	39.019	55.726	257.8	7:44:22.062							
31	2:09.888	35.393	38.633	55.862	257.1	7:46:31.950							
32	2:07.704	35.131	37.928	54.645	258.4	7:48:39.654							
33	2:21.330	35.101	40.735	1:05.494	258.4	7:51:00.984							
34	2:25.436	35.121	54.359	55.956	257.8	7:53:26.420							



PASSIONE FERRARI CLUB CHALLENGE



CLUB CHALLENGE LE CASTELLET Overall

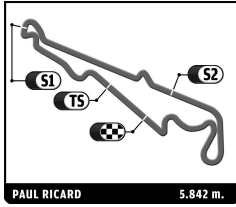
Sector Analysis

_ Invalidated Lap ■ Personal Best ■ Session Best **B** Crossing the pit lane

Lap	Time	Sector 1	Sector 2	Sector 3	T.Spd	Elapsed	Lap	Time	Sector 1	Sector 2	Sector 3	T.Spd	Elapsed
046		Aurélie BENOIST											
		Charles Pozzi Sas				296 Challenge							
1	:07:12.406 B	...	52.420	1:28.083	79.8	3:07:12.406							
2	3:59.679	2:04.438	47.422	1:07.819	96.9	3:11:12.085							
3	2:42.763	47.240	48.059	1:07.464	194.2	3:13:54.848							
4	2:34.049	41.881	45.602	1:06.566	207.7	3:16:28.897							
5	2:54.285 B	40.796	43.624	1:29.865	220.0	3:19:23.182							
6	6:24.844 B	3:42.514	46.247	1:56.083	102.3	3:25:48.026							
7	27:33.134	...	48.640	1:12.195	71.1	3:53:21.160							
8	2:33.966	43.511	45.509	1:04.946	203.0	3:55:55.126							
9	3:23.733 B	41.018	53.109	1:49.606	224.5	3:59:18.859							
10	:03:46.434	...	53.357	1:05.617	103.1	8:03:05.293							
11	2:25.829	40.715	43.731	1:01.383	213.4	8:05:31.122							
12	2:22.471	39.520	43.719	59.232	227.8	8:07:53.593							
13	2:24.962	43.495	42.363	59.104	216.0	8:10:18.555							
14	2:20.130	39.990	41.729	58.411	216.9	8:12:38.685							
15	2:22.768	42.154	41.346	59.268	226.4	8:15:01.453							
16	2:17.666	38.498	41.392	57.776	227.8	8:17:19.119							
17	3:20.913 B	48.878	58.029	1:34.006	212.2	8:20:40.032							



PASSIONE FERRARI CLUB CHALLENGE



CLUB CHALLENGE LE CASTELLET Overall

Sector Analysis

— Invalidated Lap

■ Personal Best

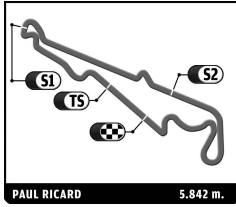
■ Session Best

B Crossing the pit lane

Lap	Time	Sector 1	Sector 2	Sector 3	T.Spd	Elapsed	Lap	Time	Sector 1	Sector 2	Sector 3	T.Spd	Elapsed
46	Christophe BENOIST												
	Charles Pozzi Sas						296 Challenge						
1	15:33.669	...	56.663	1:16.404	90.1	1:15:33.669							
2	3:06.448B	46.514	47.717	1:32.217	178.8	1:18:40.117							
3	6:22.843	4:24.560	51.741	1:06.542	83.0	1:25:02.960							
4	2:27.529	41.474	43.355	1:02.700	205.7	1:27:30.489							
5	2:27.763	43.238	42.723	1:01.802	200.0	1:29:58.252							
6	2:23.801	40.476	42.208	1:01.117	199.3	1:32:22.053							
7	2:20.011	38.847	41.591	59.573	238.9	1:34:42.064							
8	2:56.473B	37.727	46.511	1:32.235	238.9	1:37:38.537							
9	26:43.555	...	56.756	1:08.374	58.9	6:04:22.092							
10	2:21.230	39.118	41.826	1:00.286	237.4	6:06:43.322							
11	2:22.791	39.932	42.348	1:00.511	230.8	6:09:06.113							
12	2:21.608	39.366	42.352	59.890	212.2	6:11:27.721							
13	2:46.313B	44.561	42.593	1:19.159	218.6	6:14:14.034							
14	6:14.670	4:35.358	40.943	58.369	116.3	6:20:28.704							
15	2:16.268	37.464	39.911	58.893	244.3	6:22:44.972							
16	2:34.517	45.083	46.921	1:02.513	190.1	6:25:19.489							
17	2:16.061	38.209	40.472	57.380	234.3	6:27:35.550							
18	2:12.513	36.748	39.785	55.980	246.0	6:29:48.063							
19	2:55.475B	44.559	47.745	1:23.171	191.2	6:32:43.538							
20	9:15.984	7:13.826	52.933	1:09.225	102.5	6:41:59.522							
21	2:34.394	43.831	46.785	1:03.778	205.7	6:44:33.916							
22	2:29.214	41.561	44.737	1:02.916	210.9	6:47:03.130							
23	2:27.961	40.902	44.741	1:02.318	219.1	6:49:31.091							
24	2:26.603	39.874	45.837	1:00.892	218.2	6:51:57.694							
25	2:23.594	39.781	42.699	1:01.114	220.0	6:54:21.288							
26	3:04.301B	39.173	48.573	1:36.555	226.4	6:57:25.589							



PASSIONE FERRARI CLUB CHALLENGE



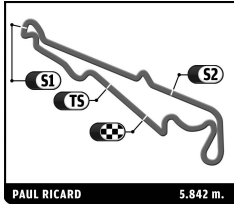
CLUB CHALLENGE LE CASTELLET Overall

Sector Analysis

		_ Invalidated Lap					■ Personal Best	■ Session Best	B Crossing the pit lane				
Lap	Time	Sector 1	Sector 2	Sector 3	T.Spd	Elapsed	Lap	Time	Sector 1	Sector 2	Sector 3	T.Spd	Elapsed
048	Maximilian JANKA												
	Emil Frey Sportivo						296 Challenge						
1	:38:36.565	...	43.649	1:02.668	86.7	1:38:36.565							
2	2:21.947	38.564	42.852	1:00.531	252.9	1:40:58.512							
3	2:22.672	38.452	41.132	1:03.088	257.1	1:43:21.184							
4	2:24.089	38.748	41.779	1:03.562	257.1	1:45:45.273							
5	2:25.446	38.221	41.273	1:05.952	256.5	1:48:10.719							
6	2:23.016	37.800	41.218	1:03.998	255.3	1:50:33.735							
7	2:54.701	43.157	47.683	1:23.861	211.8	1:53:28.436							
8	:18:44.539B	1:21.987	1:31.878	...	82.4	3:12:12.975							
9	3:03.170	1:08.120	51.237	1:03.813	124.3	3:15:16.145							
10	2:21.892	38.784	41.773	1:01.335	255.3	3:17:38.037							
11	2:16.765	36.814	40.580	59.371	252.9	3:19:54.802							
12	2:16.316	36.394	39.634	1:00.288	256.5	3:22:11.118							
13	27:18.110B	37.098	40.184	...	256.5	3:49:29.228							
14	4:20.002	2:01.160	1:03.269	1:15.573	79.9	3:53:49.230							
15	2:44.671	39.529	1:01.045	1:04.097	225.9	3:56:33.901							
16	:38:44.568B	41.779	49.082	...	255.9	6:35:18.469							
17	2:45.983	59.304	43.652	1:03.027	127.7	6:38:04.452							
18	2:20.795	37.844	42.970	59.981	253.5	6:40:25.247							
19	2:14.727	36.721	40.069	57.937	256.5	6:42:39.974							
20	2:20.437	41.993	40.274	58.170	256.5	6:45:00.411							
21	2:12.347	36.118	39.694	56.535	258.4	6:47:12.758							
22	2:33.357	37.823	47.601	1:07.933	256.5	6:49:46.115							
23	2:13.776	36.175	39.581	58.020	259.0	6:51:59.891							
24	2:29.647	39.210	41.387	1:09.050	182.4	6:54:29.538							
25	:16:27.806B	35.731	44.631	...	257.8	8:10:57.344							
26	2:45.848	1:05.426	41.908	58.514	115.6	8:13:43.192							
27	2:20.383	43.066	40.554	56.763	183.7	8:16:03.575							
28	2:11.550	36.056	39.235	56.259	256.5	8:18:15.125							
29	2:13.861	38.373	40.045	55.443	255.9	8:20:28.986							
30	2:10.960	35.648	38.898	56.414	257.8	8:22:39.946							
31	2:21.380	36.228	39.026	1:06.126	257.8	8:25:01.326							
32	2:10.394	35.980	38.486	55.928	255.9	8:27:11.720							
33	2:09.376	35.527	38.355	55.494	253.5	8:29:21.096							



PASSIONE FERRARI CLUB CHALLENGE



CLUB CHALLENGE LE CASTELLET Overall

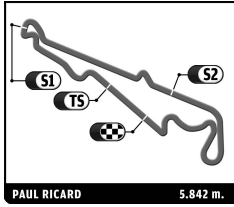
Sector Analysis

_ Invalidated Lap
 ■ Personal Best
 ■ Session Best
 B Crossing the pit lane

Lap	Time	Sector 1	Sector 2	Sector 3	T.Spd	Elapsed	Lap	Time	Sector 1	Sector 2	Sector 3	T.Spd	Elapsed
48	Thomas JANKA												
	Emil Frey Sportivo						296 Challenge						
1	:14:36.587	...	42.556	1:01.315	96.3	6:14:36.587							
2	2:22.598	38.080	40.711	1:03.807	257.1	6:16:59.185							
3	2:18.086	39.112	40.744	58.230	258.4	6:19:17.271							
4	2:13.409	36.573	39.713	57.123	258.4	6:21:30.680							
5	2:52.201	45.149	1:04.210	1:02.842	240.0	6:24:22.881							
6	2:16.436	36.690	41.720	58.026	255.3	6:26:39.317							
7	2:13.040	36.645	39.631	56.764	255.3	6:28:52.357							
8	:06:54.158 B	46.013	55.281	...	186.2	8:35:46.515							
9	5:12.340	1:45.703	2:11.552	1:15.085	47.0	8:40:58.855							
10	2:21.095	39.958	42.822	58.315	240.5	8:43:19.950							
11	2:14.623	37.233	39.731	57.659	249.4	8:45:34.573							
12	2:12.019	36.413	39.190	56.416	255.9	8:47:46.592							
13	2:10.216	35.829	38.816	55.571	258.4	8:49:56.808							
14	2:19.078	36.088	39.656	1:03.334	255.9	8:52:15.886							
15	2:09.930	36.058	38.603	55.269	257.1	8:54:25.816							



PASSIONE FERRARI CLUB CHALLENGE



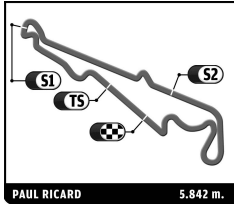
CLUB CHALLENGE LE CASTELLET Overall

Sector Analysis

		_ Invalidated Lap					■ Personal Best	■ Session Best	B Crossing the pit lane					
Lap	Time	Sector 1	Sector 2	Sector 3	T.Spd	Elapsed	Lap	Time	Sector 1	Sector 2	Sector 3	T.Spd	Elapsed	
58	Erik LYNNE													
	Formula Automobile Norge						296 Challenge							
1	:19:12.856	...	47.988	1:03.421	81.8	1:19:12.856								
2	2:28.245	41.190	43.326	1:03.729	218.2	1:21:41.101								
3	2:26.519	41.074	43.150	1:02.295	244.9	1:24:07.620								
4	2:28.804	39.274	43.998	1:05.532	252.9	1:26:36.424								
5	2:26.650	39.594	42.413	1:04.643	241.1	1:29:03.074								
6	2:23.269	38.694	42.210	1:02.365	247.7	1:31:26.343								
7	2:53.077 B	39.713	44.782	1:28.582	252.3	1:34:19.420								
8	9:41.498	7:52.324	45.072	1:04.102	107.5	1:44:00.918								
9	2:23.967	40.611	42.295	1:01.061	239.5	1:46:24.885								
10	2:28.994	40.696	45.678	1:02.620	252.9	1:48:53.879								
11	2:28.204	41.560	42.173	1:04.471	220.0	1:51:22.083								
12	3:06.322 B	38.807	42.102	1:45.413	247.1	1:54:28.405								
13	:09:18.652	...	56.655	1:17.209	98.2	3:03:47.057								
14	2:32.931	42.719	45.260	1:04.952	204.5	3:06:19.988								
15	2:31.122	42.540	43.354	1:05.228	212.6	3:08:51.110								
16	2:23.559	39.039	42.391	1:02.129	244.3	3:11:14.669								
17	2:28.853	41.424	44.177	1:03.252	241.6	3:13:43.522								
18	2:29.624	41.357	43.032	1:05.235	253.5	3:16:13.146								
19	2:27.286	41.713	41.889	1:03.684	195.7	3:18:40.432								
20	2:21.423	38.694	41.521	1:01.208	246.0	3:21:01.855								
21	2:52.201 B	40.380	43.732	1:28.089	246.0	3:23:54.056								
22	29:27.244	...	47.942	1:07.798	91.0	3:53:21.300								
23	2:26.271	40.628	42.097	1:03.546	213.4	3:55:47.571								
24	2:23.206	38.995	42.056	1:02.155	233.8	3:58:10.777								
25	3:16.441 B	42.749	45.944	1:47.748	236.8	4:01:27.218								
26	:18:51.825	...	42.500	1:02.005	106.8	6:20:19.043								
27	2:17.596	38.132	40.666	58.798	244.3	6:22:36.639								
28	2:20.417	37.871	43.526	59.020	246.6	6:24:57.056								
29	2:20.591	37.451	41.161	1:01.979	251.7	6:27:17.647								
30	2:16.865	37.619	40.568	58.678	238.4	6:29:34.512								
31	2:19.959	38.327	41.935	59.697	249.4	6:31:54.471								
32	2:15.916	37.168	40.346	58.402	254.1	6:34:10.387								
33	3:08.565 B	44.515	50.523	1:33.527	226.4	6:37:18.952								
34	7:46.697	6:03.948	43.572	59.177	115.6	6:45:05.649								
35	2:20.617	39.828	42.062	58.727	210.5	6:47:26.266								
36	2:16.922	37.069	40.738	59.115	257.1	6:49:43.188								
37	2:16.205	36.839	40.200	59.166	257.1	6:51:59.393								
38	3:04.540 B	45.161	47.025	1:32.354	190.5	6:55:03.933								
39	:10:07.695	...	1:05.035	1:21.639	87.9	8:05:11.628								
40	2:37.150	45.921	47.992	1:03.237	194.6	8:07:48.778								
41	2:19.170	38.258	41.419	59.493	237.4	8:10:07.948								
42	2:19.860	39.161	41.570	59.129	186.2	8:12:27.808								
43	2:15.820	37.434	39.889	58.497	254.7	8:14:43.628								
44	2:20.661	37.164	41.540	1:01.957	254.1	8:17:04.289								
45	2:18.410	39.083	40.237	59.090	230.8	8:19:22.699								
46	2:14.251	36.918	39.758	57.575	255.9	8:21:36.950								
47	2:15.479	37.230	39.922	58.327	254.1	8:23:52.429								
48	2:40.908 B	36.688	40.179	1:24.041	254.7	8:26:33.337								



PASSIONE FERRARI CLUB CHALLENGE



CLUB CHALLENGE LE CASTELLET Overall

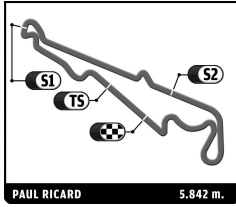
Sector Analysis

_ Invalidated Lap
 ■ Personal Best
 ■ Session Best
 B Crossing the pit lane

Lap	Time	Sector 1	Sector 2	Sector 3	T.Spd	Elapsed	Lap	Time	Sector 1	Sector 2	Sector 3	T.Spd	Elapsed	
0061	Cedric WAUTERS													
	Monza NV													
						488 Challenge Evo								
1	:25:38.497	...	54.703	1:13.345	91.4	1:25:38.497								
2	2:42.900	46.593	47.551	1:08.756	179.4	1:28:21.397								
3	2:50.975 B	43.322	44.224	1:23.429	185.2	1:31:12.372								



PASSIONE FERRARI CLUB CHALLENGE



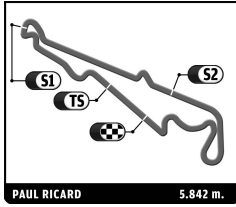
CLUB CHALLENGE LE CASTELLET Overall

Sector Analysis

Lap	Time	Sector 1	Sector 2	Sector 3	T.Spd	Elapsed	Lap	Time	Sector 1	Sector 2	Sector 3	T.Spd	Elapsed
061 Jacques WYCKAERT Monza NV 488 Challenge Evo													
1	:40:34.987	...	53.774	1:16.433	86.3	1:40:34.987							
2	2:50.330	48.740	48.506	1:13.084	190.5	1:43:25.317							
3	2:51.206	49.006	50.640	1:11.560	222.2	1:46:16.523							
4	2:43.639	47.402	47.912	1:08.325	162.9	1:49:00.162							
5	2:55.140 B	44.552	47.678	1:22.910	210.5	1:51:55.302							
6	:14:20.118	...	48.524	1:11.550	77.1	3:06:15.420							
7	2:45.621	46.273	47.624	1:11.724	203.0	3:09:01.041							
8	2:40.306	45.937	46.581	1:07.788	209.3	3:11:41.347							
9	2:37.084	44.108	46.881	1:06.095	219.1	3:14:18.431							
10	2:37.809	43.486	45.697	1:08.626	218.6	3:16:56.240							
11	2:38.781	42.430	47.489	1:08.862	229.8	3:19:35.021							
12	2:37.724	43.050	46.109	1:08.565	225.5	3:22:12.745							
13	3:09.616 B	43.855	46.868	1:38.893	210.5	3:25:22.361							
14	28:11.648	...	53.210	1:13.565	89.9	3:53:34.009							
15	2:45.396	45.053	48.809	1:11.534	208.9	3:56:19.405							
16	3:20.879 B	43.140	45.739	1:52.000	216.4	3:59:40.284							
17	:04:13.612	...	55.010	1:14.030	92.9	6:03:53.896							
18	2:36.869	43.545	45.895	1:07.429	203.0	6:06:30.765							
19	2:35.540	43.467	45.709	1:06.364	223.6	6:09:06.305							
20	2:33.832	42.269	45.458	1:06.105	215.6	6:11:40.137							
21	2:35.219	43.561	46.800	1:04.858	222.7	6:14:15.356							
22	2:40.510	42.552	49.318	1:08.640	228.8	6:16:55.866							
23	3:00.888 B	43.562	52.811	1:24.515	234.8	6:19:56.754							
24	18:29.847	...	46.612	1:07.124	95.7	6:38:26.601							
25	2:31.051	42.180	44.153	1:04.718	219.5	6:40:57.652							
26	2:31.556	41.078	45.996	1:04.482	246.6	6:43:29.208							
27	2:31.550	44.270	43.433	1:03.847	201.9	6:46:00.758							
28	2:25.910	41.142	42.903	1:01.865	215.1	6:48:26.668							
29	2:25.574	39.886	43.263	1:02.425	233.3	6:50:52.242							
30	2:21.634	38.992	42.300	1:00.342	242.2	6:53:13.876							
31	3:07.974 B	47.623	54.847	1:25.504	210.1	6:56:21.850							
32	:06:58.665	...	48.195	1:07.186	106.8	8:03:20.515							
33	2:32.907	43.489	44.788	1:04.630	184.9	8:05:53.422							
34	2:34.576	40.738	44.125	1:09.713	227.8	8:08:27.998							
35	2:39.464	47.781	46.493	1:05.190	208.5	8:11:07.462							
36	2:35.000	45.407	45.071	1:04.522	202.2	8:13:42.462							
37	2:30.216	43.615	44.474	1:02.127	198.5	8:16:12.678							
38	2:31.248	42.422	45.231	1:03.595	185.2	8:18:43.926							
39	2:26.094	41.840	42.611	1:01.643	204.9	8:21:10.020							
40	2:26.426	41.123	42.814	1:02.489	193.9	8:23:36.446							
41	2:27.512	41.119	42.978	1:03.415	228.3	8:26:03.958							
42	2:23.559	40.042	42.719	1:00.798	224.1	8:28:27.517							
43	2:23.525	38.789	43.865	1:00.871	238.4	8:30:51.042							
44	2:22.727	39.404	42.964	1:00.359	238.9	8:33:13.769							
45	2:54.471 B	49.356	48.677	1:16.438	148.6	8:36:08.240							
46	13:29.456	...	46.650	1:04.292	107.2	8:49:37.696							
47	2:24.352	39.789	42.966	1:01.597	233.3	8:52:02.048							
48	2:22.855	39.192	41.958	1:01.705	229.3	8:54:24.903							
49	2:36.590 B	40.092	41.716	1:14.782	216.9	8:57:01.493							



PASSIONE FERRARI CLUB CHALLENGE



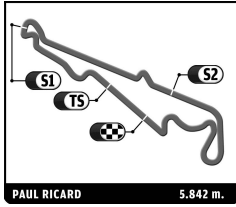
CLUB CHALLENGE LE CASTELLET Overall

Sector Analysis

Lap	Time	Sector 1	Sector 2	Sector 3	T.Spd	Elapsed	Lap	Time	Sector 1	Sector 2	Sector 3	T.Spd	Elapsed
<div style="display: flex; justify-content: space-between; align-items: center;"> <div style="border: 1px solid black; padding: 2px; font-weight: bold; font-size: 1.2em;">63</div> <div style="text-align: center;"> Benjamin TRANCHANT Charles Pozzi Sas 296 Challenge </div> </div>													
1	:46:15.795	...	1:00.540	1:19.748	73.6	1:46:15.795							
2	2:48.497	48.713	50.274	1:09.510	166.9	1:49:04.292							
3	2:37.919	43.601	47.840	1:06.478	186.9	1:51:42.211							
4	3:24.345 B	40.868	48.144	1:55.333	197.1	1:55:06.556							
5	:14:09.937	...	54.794	1:14.519	91.6	3:09:16.493							
6	2:41.514	46.407	48.682	1:06.425	180.0	3:11:58.007							
7	2:28.442	40.990	43.819	1:03.633	203.8	3:14:26.449							
8	2:24.784	40.571	42.095	1:02.118	220.4	3:16:51.233							
9	2:52.116 B	38.822	45.572	1:27.722	240.5	3:19:43.349							
10	6:36.683 B	4:04.047	59.395	1:33.241	129.3	3:26:20.032							
11	:41:48.243	...	56.299	1:09.592	96.9	6:08:08.275							
12	2:31.560	42.413	44.219	1:04.928	202.6	6:10:39.835							
13	2:24.264	40.152	42.309	1:01.803	220.4	6:13:04.099							
14	2:22.822	39.550	42.255	1:01.017	226.9	6:15:26.921							
15	2:53.004 B	41.901	48.073	1:23.030	189.5	6:18:19.925							
16	4:43.907	3:02.279	41.359	1:00.269	108.0	6:23:03.832							
17	2:17.861	37.706	40.570	59.585	243.2	6:25:21.693							
18	2:19.103	37.855	41.056	1:00.192	238.9	6:27:40.796							
19	2:18.202	37.681	41.106	59.415	251.2	6:29:58.998							
20	2:16.781	37.345	40.560	58.876	244.9	6:32:15.779							
21	2:15.506	37.267	39.852	58.387	243.2	6:34:31.285							
22	2:54.790 B	40.134	53.386	1:21.270	223.6	6:37:26.075							
23	7:29.454	5:49.569	40.756	59.129	124.9	6:44:55.529							
24	2:16.103	37.565	40.048	58.490	252.9	6:47:11.632							
25	2:14.915	37.018	40.097	57.800	247.7	6:49:26.547							
26	2:12.659	36.603	39.352	56.704	247.1	6:51:39.206							
27	2:46.883	42.086	51.111	1:13.686	248.3	6:54:26.089							
28	2:54.710 B	37.089	41.866	1:35.755	248.3	6:57:20.799							
29	:07:58.615	...	48.412	1:05.864	113.1	8:05:19.414							
30	2:18.957	38.899	41.694	58.364	215.6	8:07:38.371							
31	2:16.135	37.700	40.159	58.276	246.0	8:09:54.506							
32	2:16.351	38.254	40.288	57.809	220.9	8:12:10.857							
33	2:34.770 B	37.548	40.578	1:16.644	248.3	8:14:45.627							
34	4:08.365	2:16.045	42.159	1:10.161	115.4	8:18:53.992							
35	2:16.561	38.085	40.218	58.258	238.9	8:21:10.553							
36	2:16.057	37.198	39.818	59.041	241.1	8:23:26.610							
37	2:15.331	37.314	40.117	57.900	240.0	8:25:41.941							
38	2:14.257	36.802	39.602	57.853	247.1	8:27:56.198							
39	2:34.670 B	36.910	39.851	1:17.909	248.8	8:30:30.868							
40	4:25.493	2:48.310	39.377	57.806	143.6	8:34:56.361							
41	2:12.760	36.880	38.766	57.114	250.0	8:37:09.121							
42	2:14.432	36.203	40.160	58.069	255.3	8:39:23.553							
43	2:13.587	37.607	39.449	56.531	226.9	8:41:37.140							
44	2:11.056	36.258	38.788	56.010	255.9	8:43:48.196							
45	2:28.749	47.749	42.696	58.304	257.1	8:46:16.945							
46	2:13.838	36.949	39.105	57.784	257.8	8:48:30.783							
47	2:12.628	36.667	39.019	56.942	255.9	8:50:43.411							
48	2:19.411	39.361	41.118	58.932	253.5	8:53:02.822							
49	2:12.626	36.245	39.357	57.024	255.3	8:55:15.448							
50	2:51.962 B	37.028	41.355	1:33.579	257.1	8:58:07.410							



PASSIONE FERRARI CLUB CHALLENGE



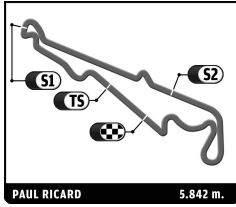
CLUB CHALLENGE LE CASTELLET Overall

Sector Analysis

Lap	Time	Sector 1	Sector 2	Sector 3	T.Spd	Elapsed	Lap	Time	Sector 1	Sector 2	Sector 3	T.Spd	Elapsed
065 Filip ENGELEN Monza NV 296 Challenge													
1	15:38.700	...	56.026	1:10.989	84.1	15:38.700							
2	2:29.243	44.176	42.878	1:02.189	205.7	18:07.943							
3	2:20.636	38.593	41.098	1:00.945	246.6	20:28.579							
4	2:17.396	37.336	41.094	58.966	253.5	22:45.975							
5	2:14.627	37.022	39.823	57.782	257.1	25:00.602							
6	2:13.685	36.612	39.211	57.862	254.1	27:14.287							
7	2:13.257	36.094	40.149	57.014	257.1	29:27.544							
8	2:36.305 B	36.092	41.611	1:18.602	254.1	32:03.849							
9	:35:20.215	...	49.284	1:02.046	110.1	2:07:24.064							
10	2:17.220	37.647	41.229	58.344	244.3	2:09:41.284							
11	2:13.356	36.761	39.042	57.553	251.7	2:11:54.640							
12	2:16.636	36.418	39.495	1:00.723	254.7	2:14:11.276							
13	2:13.536	36.676	39.548	57.312	247.1	2:16:24.812							
14	2:13.574	36.393	39.754	57.427	252.3	2:18:38.386							
15	2:11.323	36.744	38.581	55.998	257.1	2:20:49.709							
16	2:10.555	36.098	38.272	56.185	234.8	2:23:00.264							
17	2:11.850	36.220	38.518	57.112	254.7	2:25:12.114							
18	2:09.998	35.956	38.285	55.757	257.8	2:27:22.112							
19	2:46.714 B	39.708	45.889	1:21.117	225.0	2:30:08.826							
20	:33:17.797	...	51.267	1:07.639	96.2	5:03:26.623							
21	2:19.500	39.796	40.528	59.176	225.9	5:05:46.123							
22	2:10.799	36.059	37.966	56.774	254.7	5:07:56.922							
23	2:23.951	39.191	42.878	1:01.882	220.9	5:10:20.873							
24	2:11.066	36.130	38.755	56.181	254.1	5:12:31.939							
25	2:08.157	35.104	37.941	55.112	255.3	5:14:40.096							
26	2:23.527	37.588	43.420	1:02.519	255.3	5:17:03.623							
27	2:07.630	35.015	37.706	54.909	255.9	5:19:11.253							
28	2:38.429 B	40.599	45.489	1:12.341	225.5	5:21:49.682							
29	:41:25.264	...	47.648	1:02.503	106.5	7:03:14.946							
30	2:13.437	36.785	40.737	55.915	254.7	7:05:28.383							
31	2:09.882	35.991	37.957	55.934	257.1	7:07:38.265							
32	2:17.138	36.491	38.446	1:02.201	256.5	7:09:55.403							
33	2:09.695	35.352	38.277	56.066	257.8	7:12:05.098							
34	2:11.808	35.592	38.270	57.946	256.5	7:14:16.906							
35	2:08.299	35.496	37.783	55.020	250.6	7:16:25.205							
36	2:36.256	38.322	49.968	1:07.966	213.9	7:19:01.461							
37	2:32.389	37.657	49.055	1:05.677	257.1	7:21:33.850							
38	2:09.207	35.596	37.779	55.832	257.1	7:23:43.057							
39	2:40.538 B	42.091	46.423	1:12.024	193.2	7:26:23.595							



PASSIONE FERRARI CLUB CHALLENGE



CLUB CHALLENGE LE CASTELLET Overall

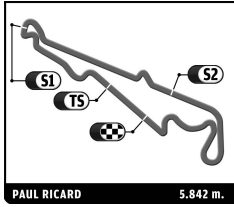
Sector Analysis

— Invalidated Lap ■ Personal Best ■ Session Best B Crossing the pit lane

Lap	Time	Sector 1	Sector 2	Sector 3	T.Spd	Elapsed	Lap	Time	Sector 1	Sector 2	Sector 3	T.Spd	Elapsed	
65	Arne ENGELEN													
	Monza NV						296 Challenge							
1	40:23.466	...	44.149	1:04.780	92.7	40:23.466								
2	2:15.004	37.429	40.137	57.438	226.9	42:38.470								
3	2:16.318	36.655	41.333	58.330	258.4	44:54.788								
4	2:12.431	35.763	39.312	57.356	257.8	47:07.219								
5	2:18.273	37.374	41.450	59.449	259.6	49:25.492								
6	2:19.439	38.362	40.257	1:00.820	225.5	51:44.931								
7	2:12.146	36.518	39.309	56.319	246.6	53:57.077								
8	2:22.639 B	35.495	38.624	1:08.520	259.0	56:19.716								
9	:41:21.142	...	39.812	57.363	112.4	2:37:40.858								
10	2:09.527	35.695	38.647	55.185	257.1	2:39:50.385								
11	2:09.957	35.351	38.593	56.013	257.8	2:42:00.342								
12	2:11.284	36.367	39.183	55.734	231.3	2:44:11.626								
13	2:09.392	35.563	39.065	54.764	259.0	2:46:21.018								
14	2:17.640	35.530	41.620	1:00.490	258.4	2:48:38.658								
15	2:08.911	35.179	38.484	55.248	259.0	2:50:47.569								
16	2:26.941 B	37.061	41.651	1:08.229	205.3	2:53:14.510								
17	:34:19.490	...	40.628	55.233	112.5	5:27:34.000								
18	2:12.363	37.347	39.305	55.711	247.1	5:29:46.363								
19	2:06.202	34.940	37.718	53.544	257.8	5:31:52.565								
20	2:08.582	36.002	37.995	54.585	259.0	5:34:01.147								
21	2:11.761	36.946	40.015	54.800	258.4	5:36:12.908								
22	2:10.269	35.080	40.213	54.976	257.1	5:38:23.177								
23	2:07.553	34.971	38.340	54.242	258.4	5:40:30.730								
24	2:09.007	35.150	38.199	55.658	258.4	5:42:39.737								
25	2:18.402	35.296	44.410	58.696	258.4	5:44:58.139								
26	2:07.456	35.006	38.216	54.234	255.9	5:47:05.595								
27	2:42.278 B	39.298	48.616	1:14.364	189.1	5:49:47.873								
28	:43:53.253	...	40.253	55.991	99.4	7:33:41.126								
29	2:09.083	35.677	38.522	54.884	257.1	7:35:50.209								
30	2:07.915	35.400	38.273	54.242	256.5	7:37:58.124								
31	2:07.833	35.498	38.301	54.034	257.1	7:40:05.957								
32	2:15.378	36.137	38.383	1:00.858	231.3	7:42:21.335								
33	2:16.060	37.347	41.298	57.415	241.6	7:44:37.395								
34	2:23.294 B	35.727	39.044	1:08.523	256.5	7:47:00.689								



PASSIONE FERRARI CLUB CHALLENGE



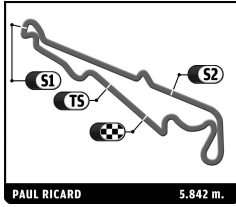
CLUB CHALLENGE LE CASTELLET Overall

Sector Analysis

Lap	Time	Sector 1	Sector 2	Sector 3	T.Spd	Elapsed	Lap	Time	Sector 1	Sector 2	Sector 3	T.Spd	Elapsed
67	Guy Arthur LAMBERT												
	SFGE	296 Challenge											
1	44:21.812	...	43.087	59.722	107.1	44:21.812							
2	2:15.553	37.384	40.100	58.069	254.1	46:37.365							
3	2:14.796	37.149	39.707	57.940	251.2	48:52.161							
4	2:46.292 B	37.994	44.460	1:23.838	230.8	51:38.453							
5	3:16.391	1:36.436	41.236	58.719	135.5	54:54.844							
6	2:39.705 B	37.981	41.871	1:19.853	244.3	57:34.549							
7	1:13:51.167	...	45.243	1:03.479	100.1	2:11:25.716							
8	2:17.959	37.496	40.860	59.603	247.1	2:13:43.675							
9	2:26.815	36.625	39.640	1:10.550	253.5	2:16:10.490							
10	2:16.078	36.780	40.899	58.399	254.1	2:18:26.568							
11	2:14.048	36.732	39.371	57.945	252.3	2:20:40.616							
12	2:13.042	36.915	39.178	56.949	242.2	2:22:53.658							
13	2:50.361 B	46.568	43.031	1:20.762	185.9	2:25:44.019							
14	19:00.516	...	41.816	59.783	112.1	2:44:44.535							
15	2:15.636	36.770	40.125	58.741	254.7	2:47:00.171							
16	2:14.743	36.820	39.775	58.148	255.3	2:49:14.914							
17	2:59.383 B	51.389	43.855	1:24.139	255.3	2:52:14.297							
18	2:22:11.970	...	58.906	1:15.819	87.0	5:14:26.267							
19	2:42.401	48.517	49.985	1:03.899	169.5	5:17:08.668							
20	2:26.996	39.580	42.198	1:05.218	226.9	5:19:35.664							
21	2:36.943 B	39.367	42.751	1:14.825	245.5	5:22:12.607							
22	5:20.807	3:33.298	45.083	1:02.426	115.4	5:27:33.414							
23	2:15.463	37.383	39.567	58.513	251.2	5:29:48.877							
24	2:13.407	36.501	39.181	57.725	254.1	5:32:02.284							
25	2:13.623	36.861	39.470	57.292	248.8	5:34:15.907							
26	2:13.036	36.422	39.086	57.528	254.1	5:36:28.943							
27	2:14.903	36.831	39.757	58.315	249.4	5:38:43.846							
28	2:14.506	36.298	39.772	58.436	256.5	5:40:58.352							
29	2:14.293	37.564	40.105	56.624	238.9	5:43:12.645							
30	2:11.847	36.459	38.515	56.873	256.5	5:45:24.492							
31	2:35.973 B	38.788	42.221	1:14.964	229.3	5:48:00.465							



PASSIONE FERRARI CLUB CHALLENGE



CLUB CHALLENGE LE CASTELLET Overall

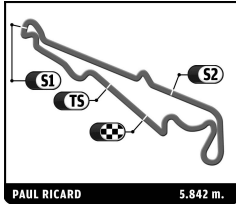
Sector Analysis

— Invalidated Lap ■ Personal Best ■ Session Best B Crossing the pit lane

Lap	Time	Sector 1	Sector 2	Sector 3	T.Spd	Elapsed	Lap	Time	Sector 1	Sector 2	Sector 3	T.Spd	Elapsed
68	Guido ZERBE												
	Riller & Schnauck GmbH						296 Challenge						
1	33:02.412	...	44.814	1:03.965	110.8	33:02.412							
2	2:23.468	39.459	42.123	1:01.886	243.2	35:25.880							
3	2:20.754	39.086	41.142	1:00.526	250.0	37:46.634							
4	2:21.499	38.772	42.587	1:00.140	248.3	40:08.133							
5	2:26.111	39.355	42.556	1:04.200	251.2	42:34.244							
6	2:39.110B	40.163	41.646	1:17.301	241.1	45:13.354							
7	22:23.147	...	57.403	1:10.084	89.3	2:07:36.501							
8	2:24.427	40.746	41.970	1:01.711	237.9	2:10:00.928							
9	2:21.669	39.812	41.139	1:00.718	251.2	2:12:22.597							
10	2:23.979	40.450	41.822	1:01.707	210.5	2:14:46.576							
11	2:27.246	39.324	41.857	1:06.065	235.3	2:17:13.822							
12	2:39.739B	38.498	46.683	1:14.558	250.6	2:19:53.561							
13	20:23.483	...	41.986	1:00.052	116.9	2:40:17.044							
14	2:58.441B	43.221	46.191	1:29.029	254.1	2:43:15.485							
15	4:05.767B	2:14.601	41.320	1:09.846	120.9	2:47:21.252							
16	4:56.429	3:15.609	40.648	1:00.172	127.1	2:52:17.681							
17	2:17.384	37.959	40.155	59.270	250.0	2:54:35.065							
18	2:57.660B	37.259	51.578	1:28.823	250.6	2:57:32.725							
19	08:56.818	...	54.644	1:06.448	69.4	5:06:29.543							
20	2:22.953	41.520	41.405	1:00.028	228.8	5:08:52.496							
21	2:15.328	37.344	39.014	58.970	250.0	5:11:07.824							
22	2:28.300	41.818	46.261	1:00.221	251.7	5:13:36.124							
23	2:13.369	36.722	39.187	57.460	251.7	5:15:49.493							
24	2:47.049B	46.383	45.824	1:14.842	202.2	5:18:36.542							
25	25:11.254	...	48.610	58.902	115.8	5:43:47.796							
26	2:14.431	37.840	39.642	56.949	251.7	5:46:02.227							
27	2:17.265	37.290	40.166	59.809	255.3	5:48:19.492							
28	2:27.139	36.646	47.031	1:03.462	254.7	5:50:46.631							
29	2:20.401	36.775	44.954	58.672	252.9	5:53:07.032							
30	3:10.905B	49.837	58.603	1:22.465	221.8	5:56:17.937							
31	06:59.619	...	46.742	1:01.977	94.4	7:03:17.556							
32	2:16.273	37.474	40.587	58.212	254.1	7:05:33.829							
33	2:15.926	37.695	39.853	58.378	248.8	7:07:49.755							
34	2:18.306	37.210	40.514	1:00.582	251.2	7:10:08.061							
35	2:14.233	36.720	40.134	57.379	243.8	7:12:22.294							
36	2:12.981	36.224	39.301	57.456	255.9	7:14:35.275							
37	3:02.018B	52.795	53.119	1:16.104	173.9	7:17:37.293							
38	18:47.598	...	43.989	57.717	113.7	7:36:24.891							
39	2:14.709	36.769	39.475	58.465	241.1	7:38:39.600							
40	2:11.514	36.468	38.612	56.434	255.9	7:40:51.114							
41	2:12.136	36.008	39.254	56.874	252.9	7:43:03.250							
42	2:12.556	36.015	38.948	57.593	255.9	7:45:15.806							
43	2:13.110	36.431	38.952	57.727	256.5	7:47:28.916							
44	2:13.345	36.627	39.524	57.194	256.5	7:49:42.261							
45	2:13.235	36.832	39.366	57.037	257.1	7:51:55.496							
46	3:06.223B	46.930	57.857	1:21.436	246.0	7:55:01.719							



PASSIONE FERRARI CLUB CHALLENGE



CLUB CHALLENGE LE CASTELLET Overall

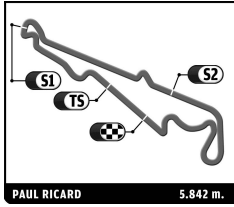
Sector Analysis

— Invalidated Lap ■ Personal Best ■ Session Best B Crossing the pit lane

Lap	Time	Sector 1	Sector 2	Sector 3	T.Spd	Elapsed	Lap	Time	Sector 1	Sector 2	Sector 3	T.Spd	Elapsed
069	Jan POLLARIS												
	FMA nv						488 Challenge Evo						
1	:53:13.723	...	48.635	1:10.715	99.6	1:53:13.723							
2	4:25.642 B	46.991	1:16.458	2:22.193	165.1	1:57:39.365							
3	:05:43.529	...	52.986	1:10.097	100.7	3:03:22.894							
4	2:38.273	45.917	48.072	1:04.284	186.2	3:06:01.167							
5	2:31.069	41.182	43.433	1:06.454	214.3	3:08:32.236							
6	2:26.352	40.862	42.846	1:02.644	246.0	3:10:58.588							
7	2:34.402	39.764	52.080	1:02.558	244.9	3:13:32.990							
8	2:48.792	40.146	44.478	1:24.168	246.6	3:16:21.782							
9	2:28.526	40.517	43.600	1:04.409	237.9	3:18:50.308							
10	2:32.438	40.016	44.569	1:07.853	238.9	3:21:22.746							
11	2:30.468	41.713	44.649	1:04.106	207.7	3:23:53.214							
12	3:37.976 B	50.928	1:02.541	1:44.507	152.3	3:27:31.190							
13	:13:11.210	...	47.114	1:04.401	110.3	6:40:42.400							
14	2:26.214	41.372	42.241	1:02.601	236.3	6:43:08.614							
15	2:22.431	39.195	42.196	1:01.040	245.5	6:45:31.045							
16	2:23.382	39.359	41.734	1:02.289	246.6	6:47:54.427							
17	2:25.603	40.819	42.575	1:02.209	231.8	6:50:20.030							
18	2:22.580	38.577	41.906	1:02.097	248.3	6:52:42.610							
19	2:37.350	38.122	57.166	1:02.062	248.3	6:55:19.960							
20	2:44.631 B	39.378	43.432	1:21.821	236.3	6:58:04.591							
21	:05:08.062	...	49.622	1:06.216	106.4	8:03:12.653							
22	2:25.333	40.006	43.237	1:02.090	234.3	8:05:37.986							
23	2:23.624	38.550	42.542	1:02.532	241.1	8:08:01.610							
24	2:23.810	40.540	42.096	1:01.174	247.1	8:10:25.420							
25	2:41.835	40.057	42.356	1:19.422	237.4	8:13:07.255							
26	2:23.067	40.034	42.029	1:01.004	229.3	8:15:30.322							
27	2:26.180	43.336	41.673	1:01.171	161.4	8:17:56.502							
28	2:22.290	38.782	42.105	1:01.403	225.9	8:20:18.792							
29	2:22.105	38.932	41.353	1:01.820	233.8	8:22:40.897							
30	2:23.746	38.748	42.257	1:02.741	234.3	8:25:04.643							
31	2:24.108	39.608	42.169	1:02.331	225.5	8:27:28.751							
32	2:48.269 B	38.748	41.915	1:27.606	233.3	8:30:17.020							
33	5:31.851	3:40.495	44.508	1:06.848	91.3	8:35:48.871							
34	2:36.222	43.350	46.775	1:06.097	215.6	8:38:25.093							
35	2:32.398	41.082	45.299	1:06.017	234.8	8:40:57.491							
36	2:29.358	40.443	45.134	1:03.781	237.4	8:43:26.849							
37	2:24.969	40.312	42.883	1:01.774	232.8	8:45:51.818							
38	2:24.693	39.409	42.915	1:02.369	242.7	8:48:16.511							
39	2:25.854	40.088	43.029	1:02.737	235.3	8:50:42.365							
40	2:27.310	40.033	45.109	1:02.168	244.3	8:53:09.675							
41	2:24.504	40.239	42.757	1:01.508	235.8	8:55:34.179							
42	3:07.380 B	38.927	53.381	1:35.072	241.6	8:58:41.559							



PASSIONE FERRARI CLUB CHALLENGE



CLUB CHALLENGE LE CASTELLET Overall

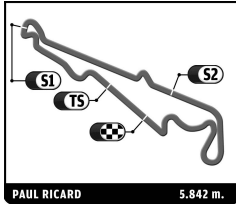
Sector Analysis

_ Invalidated Lap
 ■ Personal Best
 ■ Session Best
 B Crossing the pit lane

Lap	Time	Sector 1	Sector 2	Sector 3	T.Spd	Elapsed	Lap	Time	Sector 1	Sector 2	Sector 3	T.Spd	Elapsed
69	Stijn ROMMENS FMA nv 488 Challenge Evo												
1	:19:40.821	...	54.405	1:11.116	90.2	1:19:40.821							
2	2:40.521	44.611	48.152	1:07.758	201.9	1:22:21.342							
3	2:42.886	44.186	52.003	1:06.697	198.5	1:25:04.228							
4	2:31.881	41.433	44.639	1:05.809	218.6	1:27:36.109							
5	2:33.690	43.848	44.974	1:04.868	234.8	1:30:09.799							
6	2:45.460 B	40.898	44.587	1:19.975	226.4	1:32:55.259							
7	:21:08.119	...	52.701	1:14.034	80.9	3:54:03.378							
8	3:04.382 B	45.305	45.611	1:33.466	213.4	3:57:07.760							



PASSIONE FERRARI CLUB CHALLENGE



CLUB CHALLENGE LE CASTELLET Overall

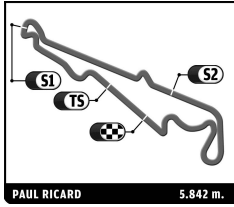
Sector Analysis

— Invalidated Lap ■ Personal Best ■ Session Best B Crossing the pit lane

Lap	Time	Sector 1	Sector 2	Sector 3	T.Spd	Elapsed	Lap	Time	Sector 1	Sector 2	Sector 3	T.Spd	Elapsed
0071		Thijmen LIST											
Monza NV		488 Challenge Evo											
1	:50:08.224	...	48.143	1:08.192	64.9	1:50:08.224							
2	2:35.017	42.450	47.460	1:05.107	222.7	1:52:43.241							
3	2:52.668B	40.643	43.269	1:28.756	241.1	1:55:35.909							
4	:09:01.609	...	55.623	1:12.051	96.2	3:04:37.518							
5	2:35.406	43.146	48.502	1:03.758	229.8	3:07:12.924							
6	2:27.736	41.215	43.496	1:03.025	228.3	3:09:40.660							
7	2:29.220	40.350	44.578	1:04.292	238.9	3:12:09.880							
8	2:29.389	41.135	42.658	1:05.596	237.9	3:14:39.269							
9	2:41.040B	40.295	42.496	1:18.249	237.9	3:17:20.309							
10	6:07.476	4:18.927	45.671	1:02.878	79.2	3:23:27.785							
11	3:01.602B	38.274	52.719	1:30.609	243.2	3:26:29.387							
12	25:59.000	...	43.871	1:01.662	89.8	3:52:28.387							
13	2:21.965	39.075	42.856	1:00.034	241.6	3:54:50.352							
14	2:44.412B	37.629	42.092	1:24.691	242.7	3:57:34.764							
15	:39:18.953	...	43.785	1:00.762	99.4	6:36:53.717							
16	2:18.291	37.994	41.894	58.403	242.7	6:39:12.008							
17	2:17.105	38.353	40.827	57.925	244.3	6:41:29.113							
18	2:31.274B	37.027	41.576	1:12.671	242.7	6:44:00.387							
19	4:21.243	2:39.916	42.425	58.902	103.0	6:48:21.630							
20	2:21.065	37.425	45.079	58.561	242.2	6:50:42.695							
21	2:15.566	36.949	41.139	57.478	245.5	6:52:58.261							
22	2:35.230B	36.889	43.844	1:14.497	243.8	6:55:33.491							
23	:55:03.941	...	42.617	1:01.300	109.9	8:50:37.432							
24	2:19.383	38.029	42.573	58.781	241.6	8:52:56.815							
25	2:35.286	38.047	48.051	1:09.188	239.5	8:55:32.101							
26	2:47.179B	37.752	49.671	1:19.756	242.7	8:58:19.280							



PASSIONE FERRARI CLUB CHALLENGE



CLUB CHALLENGE LE CASTELLET Overall

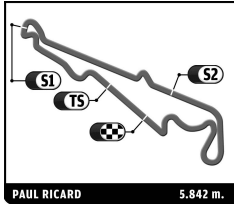
Sector Analysis

_ Invalidated Lap
 ■ Personal Best
 ■ Session Best
 B Crossing the pit lane

Lap	Time	Sector 1	Sector 2	Sector 3	T.Spd	Elapsed	Lap	Time	Sector 1	Sector 2	Sector 3	T.Spd	Elapsed
071	Robin LIST												
	Monza NV						488 Challenge Evo						
1	:04:48.902	...	57.466	1:12.759	91.9	6:04:48.902							
2	2:26.069	40.368	43.993	1:01.708	234.8	6:07:14.971							
3	2:23.144	39.054	43.758	1:00.332	238.4	6:09:38.115							
4	2:40.937 B	42.614	45.957	1:12.366	240.0	6:12:19.052							
5	5:20.298	3:34.796	43.668	1:01.834	120.8	6:17:39.350							
6	2:50.519 B	38.603	45.306	1:26.610	238.9	6:20:29.869							
7	:42:22.988	...	48.756	1:02.253	92.5	8:02:52.857							
8	2:41.823	51.524	48.411	1:01.888	233.8	8:05:34.680							
9	2:56.919 B	38.794	43.041	1:35.084	242.2	8:08:31.599							
10	8:21.403	6:43.641	40.948	56.814	100.5	8:16:53.002							
11	2:13.128	36.522	40.022	56.584	243.8	8:19:06.130							
12	2:29.694 B	36.855	40.358	1:12.481	244.9	8:21:35.824							



PASSIONE FERRARI CLUB CHALLENGE



CLUB CHALLENGE LE CASTELLET Overall

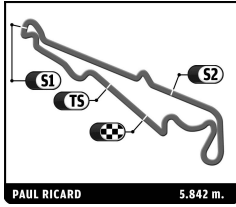
Sector Analysis

— Invalidated Lap ■ Personal Best ■ Session Best B Crossing the pit lane

Lap	Time	Sector 1	Sector 2	Sector 3	T.Spd	Elapsed	Lap	Time	Sector 1	Sector 2	Sector 3	T.Spd	Elapsed
72	Alexandre HUYS												
	Montecarlo						296 Challenge						
1	:31:54.479	...	51.240	1:08.249	107.0	1:31:54.479							
2	2:39.013	45.278	45.207	1:08.528	172.8	1:34:33.492							
3	2:33.491	42.167	45.565	1:05.759	242.7	1:37:06.983							
4	2:34.507	43.283	45.028	1:06.196	125.4	1:39:41.490							
5	2:35.668	41.926	47.224	1:06.518	203.4	1:42:17.158							
6	2:31.807	40.702	46.719	1:04.386	233.8	1:44:48.965							
7	2:28.890	39.956	44.438	1:04.496	230.8	1:47:17.855							
8	3:09.105 B	46.184	52.182	1:30.739	231.8	1:50:26.960							
9	:50:49.371 B					4:41:16.331							
10	11:14.105 B					4:52:30.436							
11	:30:40.074	...	43.904	1:02.302	110.2	6:23:10.510							
12	2:24.045	39.207	43.156	1:01.682	251.7	6:25:34.555							
13	2:23.436	38.765	43.482	1:01.189	252.9	6:27:57.991							
14	2:24.433	39.828	43.664	1:00.941	247.1	6:30:22.424							
15	2:24.981	39.848	43.784	1:01.349	254.7	6:32:47.405							
16	2:25.403	40.282	43.215	1:01.906	242.2	6:35:12.808							
17	2:42.383 B	40.358	43.057	1:18.968	231.3	6:37:55.191							
18	6:06.199	4:19.915	44.144	1:02.140	100.2	6:44:01.390							
19	2:38.387 B	39.343	42.930	1:16.114	245.5	6:46:39.777							



PASSIONE FERRARI CLUB CHALLENGE



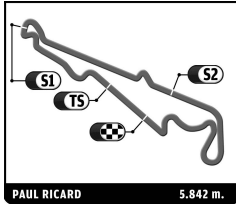
CLUB CHALLENGE LE CASTELLET Overall

Sector Analysis

_ Invalidated Lap							■ Personal Best							■ Session Best							B Crossing the pit lane									
Lap	Time	Sector 1	Sector 2	Sector 3	T.Spd	Elapsed	Lap	Time	Sector 1	Sector 2	Sector 3	T.Spd	Elapsed	Lap	Time	Sector 1	Sector 2	Sector 3	T.Spd	Elapsed	Lap	Time	Sector 1	Sector 2	Sector 3	T.Spd	Elapsed			
73	Denis FACCIOLI							56	2:08.327	35.226	38.177	54.924	256.5	7:44:41.751		57	2:10.686	34.957	38.567	57.162	256.5	7:46:52.437		58	2:07.694	35.082	37.758	54.854	256.5	7:49:00.131
	Ineco Reparto Corse Ram							296 Challenge																						
1	34:35.218	...	41.692	1:01.992	112.1	34:35.218																								
2	2:15.955	37.498	40.346	58.111	244.9	36:51.173																								
3	2:13.679	36.579	39.923	57.177	254.7	39:04.852																								
4	2:12.615	36.080	39.939	56.596	256.5	41:17.467																								
5	2:11.509	35.955	39.163	56.391	255.9	43:28.976																								
6	2:10.483	35.332	39.285	55.866	257.1	45:39.459																								
7	2:10.405	35.502	39.150	55.753	257.1	47:49.864																								
8	2:09.981	35.760	38.925	55.296	257.1	49:59.845																								
9	2:16.592	35.717	42.531	58.344	257.8	52:16.437																								
10	2:09.909	35.533	39.317	55.059	256.5	54:26.346																								
11	08:09.876 B	35.451	44.426	...	258.4	2:02:36.222																								
12	3:10.371	1:14.518	46.446	1:09.407	102.4	2:05:46.593																								
13	2:18.099	39.455	41.200	57.444	226.4	2:08:04.692																								
14	2:15.313	36.687	39.964	58.662	255.9	2:10:20.005																								
15	2:16.528	38.189	39.595	58.744	257.1	2:12:36.533																								
16	2:15.791	37.385	41.263	57.143	241.1	2:14:52.324																								
17	2:11.735	36.085	39.229	56.421	257.1	2:17:04.059																								
18	2:11.773	36.055	39.248	56.470	256.5	2:19:15.832																								
19	6:00.889 B	36.788	39.383	4:44.718	255.9	2:25:16.721																								
20	2:33.309	54.139	40.310	58.860	129.3	2:27:50.030																								
21	2:11.334	36.112	39.063	56.159	254.1	2:30:01.364																								
22	2:11.849	36.510	39.216	56.123	255.9	2:32:13.213																								
23	2:10.519	35.599	38.814	56.106	255.9	2:34:23.732																								
24	2:12.447	35.710	38.584	58.153	256.5	2:36:36.179																								
25	2:11.113	35.758	39.018	56.337	257.1	2:38:47.292																								
26	2:34.578	53.021	44.201	57.356	255.9	2:41:21.870																								
27	2:21.762	40.231	40.830	1:00.701	254.1	2:43:43.632																								
28	2:12.719	37.113	39.579	56.027	243.2	2:45:56.351																								
29	2:10.834	35.897	39.320	55.617	257.1	2:48:07.185																								
30	26:33.545 B	35.354	38.549	...	256.5	5:14:40.730																								
31	2:56.491	1:06.460	46.097	1:03.934	100.8	5:17:37.221																								
32	4:05.411 B	38.776	39.834	2:46.801	219.1	5:21:42.632																								
33	2:34.863	58.952	39.529	56.382	123.0	5:24:17.495																								
34	2:10.465	36.020	39.109	55.336	254.7	5:26:27.960																								
35	2:09.844	35.424	38.849	55.571	255.3	5:28:37.804																								
36	2:09.903	35.059	38.027	56.817	256.5	5:30:47.707																								
37	2:08.927	35.612	38.097	55.218	255.9	5:32:56.634																								
38	2:08.231	35.181	38.305	54.745	255.3	5:35:04.865																								
39	4:38.748 B	37.169	39.948	3:21.631	257.1	5:39:43.613																								
40	2:38.234	55.760	45.824	56.650	103.2	5:42:21.847																								
41	2:07.848	34.751	38.295	54.802	255.9	5:44:29.695																								
42	2:19.040	35.967	44.564	58.509	255.9	5:46:48.735																								
43	2:17.612	35.252	41.472	1:00.888	255.3	5:49:06.347																								
44	28:07.639 B	36.118	43.174	...	257.1	7:17:13.986																								
45	3:09.432	1:13.734	50.403	1:05.295	94.7	7:20:23.418																								
46	2:26.862	42.768	45.064	59.030	199.3	7:22:50.280																								
47	2:11.088	36.460	38.921	55.707	255.3	7:25:01.368																								
48	2:17.450	41.159	38.975	57.316	225.9	7:27:18.818																								
49	2:10.120	35.843	38.876	55.401	254.7	7:29:28.938																								
50	2:11.078	35.822	39.642	55.614	256.5	7:31:40.016																								
51	2:11.304	35.876	39.724	55.704	257.1	7:33:51.320																								
52	2:12.520	35.912	40.089	56.519	257.1	7:36:03.840																								
53	2:09.420	35.460	38.311	55.649	255.9	7:38:13.260																								
54	2:11.135	35.641	39.259	56.235	257.1	7:40:24.395																								
55	2:09.029	35.054	38.398	55.577	257.8	7:42:33.424																								



PASSIONE FERRARI CLUB CHALLENGE



CLUB CHALLENGE LE CASTELLET Overall

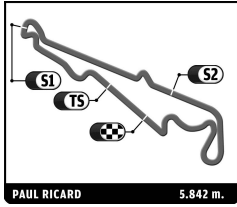
Sector Analysis

— Invalidated Lap ■ Personal Best ■ Session Best **B** Crossing the pit lane

Lap	Time	Sector 1	Sector 2	Sector 3	T.Spd	Elapsed	Lap	Time	Sector 1	Sector 2	Sector 3	T.Spd	Elapsed	
75	Cristobal BOTANCH													
	Kessel Service Sa													296 Challenge
1	31:54.911	...	50.919	1:11.400	78.1	31:54.911								
2	2:41.157	43.266	47.223	1:10.668	210.9	34:36.068								
3	2:37.668	46.214	47.361	1:04.093	195.7	37:13.736								
4	2:30.841	40.795	45.735	1:04.311	254.7	39:44.577								
5	2:27.966	40.221	44.158	1:03.587	251.7	42:12.543								
6	2:25.166	39.295	43.447	1:02.424	255.9	44:37.709								
7	2:31.612	40.677	48.375	1:02.560	221.3	47:09.321								
8	2:24.535	39.320	43.516	1:01.699	257.1	49:33.856								
9	2:21.562	38.426	42.706	1:00.430	256.5	51:55.418								
10	2:21.164	38.203	41.763	1:01.198	257.1	54:16.582								
11	2:56.859 B	39.661	46.506	1:30.692	257.1	57:13.441								
12	:08:34.204	...	1:00.655	1:23.756	79.4	2:05:47.645								
13	2:49.398	50.513	51.097	1:07.788	153.2	2:08:37.043								
14	2:38.071	43.908	48.472	1:05.691	220.0	2:11:15.114								
15	2:33.209	42.009	45.073	1:06.127	206.1	2:13:48.323								
16	2:27.877	39.309	44.228	1:04.340	255.3	2:16:16.200								
17	2:27.837	39.555	45.706	1:02.576	255.9	2:18:44.037								
18	2:48.013 B	38.977	48.229	1:20.807	254.7	2:21:32.050								
19	5:32.363	3:42.654	45.603	1:04.106	102.6	2:27:04.413								
20	2:28.869	39.701	44.704	1:04.464	254.1	2:29:33.282								
21	2:23.299	39.495	43.133	1:00.671	254.1	2:31:56.581								
22	2:19.982	37.880	42.038	1:00.064	255.3	2:34:16.563								
23	2:19.339	38.012	41.196	1:00.131	256.5	2:36:35.902								
24	2:22.631	39.964	42.111	1:00.556	195.7	2:38:58.533								
25	2:25.366	40.011	44.269	1:01.086	244.9	2:41:23.899								
26	2:32.192	40.312	44.446	1:07.434	256.5	2:43:56.091								
27	2:20.791	38.898	41.147	1:00.746	254.7	2:46:16.882								
28	2:24.390	38.229	42.871	1:03.290	255.9	2:48:41.272								
29	2:20.711	37.935	41.215	1:01.561	257.1	2:51:01.983								
30	2:18.279	37.844	41.427	59.008	257.1	2:53:20.262								
31	2:51.229 B	40.242	41.658	1:29.329	255.9	2:56:11.491								
32	:09:00.521	...	1:00.680	1:16.597	71.0	5:05:12.012								
33	2:38.836	46.728	46.332	1:05.776	200.0	5:07:50.848								
34	2:21.049	38.943	41.950	1:00.156	253.5	5:10:11.897								
35	2:27.710	38.274	42.419	1:07.017	246.6	5:12:39.607								
36	2:18.617	38.486	41.524	58.607	233.3	5:14:58.224								
37	2:16.137	37.454	40.678	58.005	254.1	5:17:14.361								
38	2:15.729	37.037	40.245	58.447	255.3	5:19:30.090								
39	2:15.232	37.091	40.725	57.416	254.7	5:21:45.322								
40	2:41.481 B	38.302	44.620	1:18.559	254.1	5:24:26.803								
41	5:40.598	3:57.755	43.178	59.665	92.5	5:30:07.401								
42	2:16.509	37.760	40.414	58.335	255.9	5:32:23.910								
43	2:18.582	37.381	42.515	58.686	254.1	5:34:42.492								
44	2:13.415	36.425	39.992	56.998	255.3	5:36:55.907								
45	2:15.717	37.076	40.405	58.236	257.1	5:39:11.624								
46	2:14.805	37.207	40.744	56.854	257.8	5:41:26.429								
47	2:15.025	37.151	40.669	57.205	257.1	5:43:41.454								
48	2:12.746	36.896	39.590	56.260	254.1	5:45:54.200								
49	3:08.936 B	47.812	46.694	1:34.430	205.3	5:49:03.136								



PASSIONE FERRARI CLUB CHALLENGE



CLUB CHALLENGE LE CASTELLET Overall

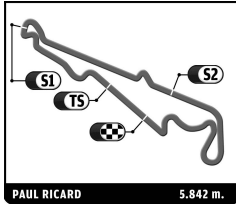
Sector Analysis

— Invalidated Lap ■ Personal Best ■ Session Best B Crossing the pit lane

Lap	Time	Sector 1	Sector 2	Sector 3	T.Spd	Elapsed	Lap	Time	Sector 1	Sector 2	Sector 3	T.Spd	Elapsed
78	Dirk SOMERS						56	15:14.488	...	46.222	1:02.080	92.5	7:04:40.564
	FMB	296 Challenge					57	2:26.696	39.993	42.142	1:04.561	247.1	7:07:07.260
1	14:53.711	...	49.340	1:11.624	83.6	14:53.711	58	2:19.960	38.011	42.916	59.033	247.1	7:09:27.220
2	2:35.425	43.687	45.870	1:05.868	237.4	17:29.136	59	2:19.838	37.765	40.163	1:01.910	249.4	7:11:47.058
3	2:25.396	40.316	42.508	1:02.572	230.3	19:54.532	60	2:18.350	37.495	39.563	1:01.292	255.3	7:14:05.408
4	2:22.148	39.426	41.515	1:01.207	253.5	22:16.680	61	2:15.628	38.270	39.749	57.609	204.5	7:16:21.036
5	2:19.651	38.323	40.984	1:00.344	254.7	24:36.331							
6	2:20.248	38.766	41.630	59.852	255.3	26:56.579							
7	2:21.576	39.736	41.765	1:00.075	255.3	29:18.155							
8	2:19.696	37.776	43.023	58.897	254.7	31:37.851							
9	2:15.868	37.381	40.379	58.108	255.3	33:53.719							
10	2:15.667	37.212	40.343	58.112	255.3	36:09.386							
11	2:33.471 B	36.805	36.428	1:20.238	255.9	38:42.857							
12	8:46.573	7:05.056	42.377	59.140	111.1	47:29.430							
13	2:17.389	39.219	40.303	57.867	257.1	49:46.819							
14	2:16.120	36.583	39.604	59.933	256.5	52:02.939							
15	2:14.183	36.296	39.820	58.067	257.1	54:17.122							
16	2:48.591 B	38.295	41.957	1:28.339	238.4	57:05.713							
17	:07:35.274	...	48.478	1:07.940	89.3	2:04:40.987							
18	2:25.859	43.009	41.676	1:01.174	196.0	2:07:06.846							
19	2:16.356	37.320	40.896	58.140	254.7	2:09:23.202							
20	2:15.518	36.806	38.965	59.747	255.9	2:11:38.720							
21	2:14.723	36.926	39.911	57.886	255.9	2:13:53.443							
22	2:19.983	38.190	40.491	1:01.302	255.9	2:16:13.426							
23	2:14.019	36.519	40.373	57.127	255.3	2:18:27.445							
24	2:14.653	37.102	39.418	58.133	252.9	2:20:42.098							
25	2:13.130	36.739	39.760	56.631	255.9	2:22:55.228							
26	2:18.550	39.919	39.505	59.126	218.2	2:25:13.778							
27	2:11.801	36.534	38.954	56.313	255.9	2:27:25.579							
28	2:41.031 B	37.338	39.984	1:23.709	256.5	2:30:06.610							
29	9:51.608	8:12.230	41.170	58.208	110.0	2:39:58.218							
30	2:18.225	38.915	39.521	59.789	216.4	2:42:16.443							
31	2:16.089	38.450	39.970	57.669	241.1	2:44:32.532							
32	2:14.127	36.646	40.240	57.241	255.3	2:46:46.659							
33	2:14.749	36.516	39.779	58.454	256.5	2:49:01.408							
34	2:16.081	36.234	39.371	1:00.476	257.8	2:51:17.489							
35	2:16.787	37.526	40.400	58.861	255.9	2:53:34.276							
36	2:47.487 B	36.869	39.955	1:30.663	249.4	2:56:21.763							
37	:06:48.950	...	48.665	1:10.146	84.8	5:03:10.713							
38	2:24.405	40.285	42.306	1:01.814	230.8	5:05:35.118							
39	2:20.869	38.968	40.884	1:01.017	252.3	5:07:55.987							
40	2:43.837 B	39.451	44.651	1:19.735	213.9	5:10:39.824							
41	5:09.079	3:19.934	47.240	1:01.905	92.5	5:15:48.903							
42	2:15.974	37.910	40.334	57.730	251.2	5:18:04.877							
43	2:17.415	37.636	42.220	57.559	252.9	5:20:22.292							
44	2:12.925	36.852	39.364	56.709	253.5	5:22:35.217							
45	2:32.660 B	36.710	39.089	1:16.861	244.9	5:25:07.877							
46	3:47.278	2:09.840	40.273	57.165	112.0	5:28:55.155							
47	2:11.740	35.731	39.615	56.394	255.9	5:31:06.895							
48	2:12.553	35.953	39.486	57.114	255.9	5:33:19.448							
49	2:12.092	36.080	39.241	56.771	255.3	5:35:31.540							
50	2:14.057	37.272	39.418	57.367	254.7	5:37:45.597							
51	2:13.447	36.867	39.973	56.607	256.5	5:39:59.044							
52	2:11.006	35.996	39.190	55.820	257.8	5:42:10.050							
53	2:12.576	36.008	40.263	56.305	257.8	5:44:22.626							
54	2:14.796	36.295	40.431	58.070	256.5	5:46:37.422							
55	2:48.654 B	36.698	42.856	1:29.100	257.1	5:49:26.076							



PASSIONE FERRARI CLUB CHALLENGE



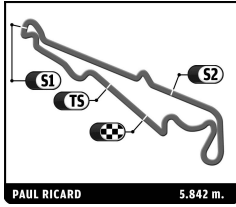
CLUB CHALLENGE LE CASTELLET Overall

Sector Analysis

Lap	Time	Sector 1	Sector 2	Sector 3	T.Spd	Elapsed	Lap	Time	Sector 1	Sector 2	Sector 3	T.Spd	Elapsed
82	Eirik SKEID Formula Automobile Norge 296 Challenge						56	2:09.307	36.088	38.374	54.845	257.8	7:30:14.501
1	18:32.863	...	55.287	1:12.512	66.2	18:32.863	57	2:29.093 B	36.004	39.557	1:13.532	257.8	7:32:43.594
2	2:39.519	45.295	45.948	1:08.276	191.8	21:12.382	58	9:08.742	7:14.035	49.672	1:05.035	98.8	7:41:52.336
3	2:28.874	45.217	43.602	1:00.055	198.9	23:41.256	59	2:29.632	42.879	45.559	1:01.194	227.4	7:44:21.968
4	2:23.250	39.859	42.260	1:01.131	254.1	26:04.506	60	2:22.349	39.850	44.516	57.983	216.9	7:46:44.317
5	2:21.834	39.016	42.016	1:00.802	253.5	28:26.340	61	2:09.850	36.238	38.529	55.083	253.5	7:48:54.167
6	2:45.999 B	39.537	41.959	1:24.503	252.9	31:12.339	62	2:09.021	35.384	38.187	55.450	259.6	7:51:03.188
7	17:28.353	...	41.619	59.956	92.5	48:40.692	63	2:09.719	35.071	39.050	55.598	260.9	7:53:12.907
8	2:17.890	38.195	40.823	58.872	255.9	50:58.582	64	2:15.841	36.726	38.890	1:00.225	242.2	7:55:28.748
9	2:17.783	38.058	40.832	58.893	255.9	53:16.365	65	2:57.402 B	48.033	48.472	1:20.897	140.3	7:58:26.150
10	2:15.717	37.452	40.323	57.942	256.5	55:32.082							
11	3:27.627 B	51.245	1:00.446	1:35.936	151.9	58:59.709							
12	:04:57.147	...	50.143	1:10.998	81.1	2:03:56.856							
13	2:34.512	44.328	48.199	1:01.985	201.5	2:06:31.368							
14	2:23.034	41.738	41.639	59.657	180.6	2:08:54.402							
15	2:20.874	39.706	40.886	1:00.282	210.9	2:11:15.276							
16	2:16.995	37.689	40.942	58.364	255.9	2:13:32.271							
17	2:14.832	37.663	39.922	57.247	256.5	2:15:47.103							
18	2:15.361	37.826	40.080	57.455	234.8	2:18:02.464							
19	2:43.649 B	37.198	40.511	1:25.940	256.5	2:20:46.113							
20	5:25.483	3:47.868	40.425	57.190	90.5	2:26:11.596							
21	2:12.465	36.453	39.136	56.876	257.8	2:28:24.061							
22	2:12.891	36.592	39.924	56.375	258.4	2:30:36.952							
23	2:13.587	36.119	39.959	57.509	259.0	2:32:50.539							
24	2:13.780	36.377	39.831	57.572	258.4	2:35:04.319							
25	2:51.993 B	42.558	47.345	1:22.090	207.3	2:37:56.312							
26	7:08.952	5:25.790	45.601	57.561	111.2	2:45:05.264							
27	2:16.034	36.506	39.293	1:00.235	258.4	2:47:21.298							
28	2:12.778	36.352	40.091	56.335	258.4	2:49:34.076							
29	2:15.300	36.100	40.269	58.931	260.2	2:51:49.376							
30	2:12.187	36.241	39.464	56.482	260.2	2:54:01.563							
31	2:11.543	36.506	39.313	55.724	260.2	2:56:13.106							
32	3:01.220 B	41.641	52.687	1:26.892	188.2	2:59:14.326							
33	:04:24.611	...	54.621	1:09.697	93.9	5:03:38.937							
34	2:38.216	45.713	47.271	1:05.232	198.5	5:06:17.153							
35	2:24.883	41.875	42.572	1:00.436	232.8	5:08:42.036							
36	2:17.418	38.320	40.684	58.414	257.1	5:10:59.454							
37	2:15.361	37.642	40.342	57.377	257.1	5:13:14.815							
38	2:16.679	39.015	40.036	57.628	200.4	5:15:31.494							
39	2:34.949 B	37.190	39.979	1:17.780	256.5	5:18:06.443							
40	4:30.926	2:50.931	43.557	56.438	101.2	5:22:37.369							
41	2:13.816	36.343	39.034	58.439	259.0	5:24:51.185							
42	2:14.353	38.831	39.414	56.108	217.7	5:27:05.538							
43	2:11.359	36.363	39.026	55.970	259.6	5:29:16.897							
44	2:11.071	36.721	38.874	55.476	253.5	5:31:27.968							
45	2:10.786	35.837	38.958	55.991	259.6	5:33:38.754							
46	2:46.672 B	42.197	45.599	1:18.876	210.9	5:36:25.426							
47	:28:27.003	...	48.383	1:07.753	101.9	7:04:52.429							
48	2:22.452	40.488	42.876	59.088	246.6	7:07:14.881							
49	2:16.624	37.987	42.240	56.397	257.8	7:09:31.505							
50	2:12.597	35.396	38.553	58.648	260.2	7:11:44.102							
51	2:37.331	35.661	37.866	1:23.804	259.6	7:14:21.433							
52	2:47.256 B	49.967	45.550	1:11.739	149.0	7:17:08.689							
53	6:04.145	4:28.980	39.857	55.308	115.9	7:23:12.834							
54	2:15.087	41.069	38.830	55.188	184.9	7:25:27.921							
55	2:37.273	36.610	40.212	1:20.451	257.1	7:28:05.194							



PASSIONE FERRARI CLUB CHALLENGE



CLUB CHALLENGE LE CASTELLET Overall

Sector Analysis

— Invalidated Lap

■ Personal Best

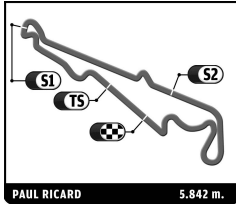
■ Session Best

B Crossing the pit lane

Lap	Time	Sector 1	Sector 2	Sector 3	T.Spd	Elapsed	Lap	Time	Sector 1	Sector 2	Sector 3	T.Spd	Elapsed
0088	Rachid BOUZOUBA												
	SFGE	296 Challenge											
1	:07:55.012	...	49.725	1:04.571	78.0	1:07:55.012							
2	2:20.492	39.554	42.604	58.334	250.0	1:10:15.504							
3	2:13.429	37.159	39.785	56.485	252.3	1:12:28.933							
4	2:13.307	37.392	39.431	56.484	252.9	1:14:42.240							
5	2:11.414	35.938	39.481	55.995	254.7	1:16:53.654							
6	2:45.213B	42.228	43.455	1:19.530	222.7	1:19:38.867							
7	22:35.922	...	41.000	57.964	96.2	1:42:14.789							
8	2:12.921	36.268	39.335	57.318	255.9	1:44:27.710							
9	2:12.414	35.935	39.460	57.019	256.5	1:46:40.124							
10	2:13.714	35.918	39.427	58.369	255.9	1:48:53.838							
11	2:13.309	37.653	39.482	56.174	256.5	1:51:07.147							
12	2:25.566B	37.296	39.921	1:08.349	255.9	1:53:32.713							
13	:14:20.910	...	47.115	1:01.989	91.5	3:07:53.623							
14	2:18.155	37.918	42.226	58.011	251.2	3:10:11.778							
15	2:25.890	37.434	42.612	1:05.844	255.9	3:12:37.668							
16	2:13.688	38.238	39.708	55.742	253.5	3:14:51.356							
17	2:13.195	36.784	39.442	56.969	255.3	3:17:04.551							
18	2:14.620	36.169	41.686	56.765	254.1	3:19:19.171							
19	2:10.951	35.876	38.833	56.242	254.1	3:21:30.122							
20	27:35.261B	35.757	39.789	...	254.7	3:49:05.383							
21	:31:16.013	...	41.524	1:02.920	100.6	6:20:21.396							
22	2:23.061	37.166	40.343	1:05.552	253.5	6:22:44.457							
23	2:13.798	36.400	41.316	56.082	255.3	6:24:58.255							
24	2:15.910	37.669	40.342	57.899	256.5	6:27:14.165							
25	2:13.731	36.360	39.253	58.118	254.7	6:29:27.896							
26	2:30.470B	36.371	39.141	1:14.958	254.7	6:31:58.366							
27	5:51.474	4:08.580	39.924	1:02.970	128.6	6:37:49.840							
28	2:11.016	36.295	39.012	55.709	254.1	6:40:00.856							
29	2:10.565	35.788	38.777	56.000	255.3	6:42:11.421							
30	2:12.286	35.947	40.429	55.910	255.9	6:44:23.707							
31	2:12.666	35.675	38.794	58.197	257.8	6:46:36.373							
32	2:17.339	35.886	39.102	1:02.351	257.8	6:48:53.712							
33	2:13.196	37.538	39.255	56.403	257.1	6:51:06.908							
34	2:30.530B	36.963	39.117	1:14.450	249.4	6:53:37.438							



PASSIONE FERRARI CLUB CHALLENGE



CLUB CHALLENGE LE CASTELLET Overall

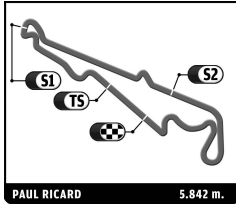
Sector Analysis

— Invalidated Lap ■ Personal Best ■ Session Best B Crossing the pit lane

Lap	Time	Sector 1	Sector 2	Sector 3	T.Spd	Elapsed	Lap	Time	Sector 1	Sector 2	Sector 3	T.Spd	Elapsed
89	Mark SCHÖFFLING												
	SFGE	296 Challenge											
1	33:14.091	...	42.986	1:01.230	68.7	33:14.091							
2	2:18.264	38.300	40.810	59.154	248.8	35:32.355							
3	2:14.959	36.744	40.391	57.824	255.9	37:47.314							
4	2:18.106	38.560	40.820	58.726	235.8	40:05.420							
5	2:15.087	36.586	39.822	58.679	255.9	42:20.507							
6	2:13.883	36.580	39.802	57.501	255.3	44:34.390							
7	2:27.367 B	38.367	41.129	1:07.871	224.1	47:01.757							
8	:29:48.487	...	40.937	58.559	112.5	2:16:50.244							
9	2:16.682	37.859	40.137	58.686	251.2	2:19:06.926							
10	2:13.634	36.460	40.056	57.118	255.9	2:21:20.560							
11	2:13.054	36.581	39.370	57.103	255.9	2:23:33.614							
12	2:12.562	36.455	39.114	56.993	255.3	2:25:46.176							
13	2:30.352 B	38.565	41.808	1:09.979	226.9	2:28:16.528							
14	16:42.546	...	40.043	56.483	121.2	2:44:59.074							
15	2:12.147	35.563	39.536	57.048	257.1	2:47:11.221							
16	2:10.058	35.439	38.727	55.892	257.8	2:49:21.279							
17	2:09.890	35.310	38.758	55.822	258.4	2:51:31.169							
18	2:20.090 B	35.264	38.590	1:06.236	258.4	2:53:51.259							
19	:26:29.447	...	41.592	57.253	113.1	5:20:20.706							
20	2:13.984	37.189	39.887	56.908	228.3	5:22:34.690							
21	2:14.140	36.107	39.241	58.792	254.7	5:24:48.830							
22	2:10.819	36.008	38.656	56.155	255.3	5:26:59.649							
23	2:10.365	35.566	38.723	56.076	256.5	5:29:10.014							
24	2:09.310	35.411	38.536	55.363	257.1	5:31:19.324							
25	2:26.408 B	38.444	41.013	1:06.951	219.1	5:33:45.732							



PASSIONE FERRARI CLUB CHALLENGE



CLUB CHALLENGE LE CASTELLET Overall

Sector Analysis

— Invalidated Lap

■ Personal Best

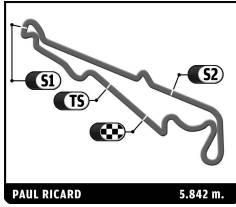
■ Session Best

B Crossing the pit lane

Lap	Time	Sector 1	Sector 2	Sector 3	T.Spd	Elapsed	Lap	Time	Sector 1	Sector 2	Sector 3	T.Spd	Elapsed	
096	Lenàic RONDELET													
	Charles Pozzi Sas													296 Challenge
1	32:35.086	...	46.199	1:07.363	70.0	32:35.086								
2	2:28.921	39.853	42.715	1:06.353	254.1	35:04.007								
3	2:21.237	39.298	41.966	59.973	202.6	37:25.244								
4	2:20.129	37.921	41.452	1:00.756	255.9	39:45.373								
5	2:20.898	39.746	41.275	59.877	252.3	42:06.271								
6	2:17.833	37.538	40.649	59.646	255.3	44:24.104								
7	2:30.572 B	37.735	41.184	1:11.653	255.9	46:54.676								
8	6:57.272	5:23.458	38.914	54.900	143.4	53:51.948								
9	2:07.316	34.901	38.039	54.376	256.5	55:59.264								
10	2:21.321 B	34.983	41.174	1:05.164	257.1	58:20.585								
11	:37:57.718	...	41.556	58.856	82.7	2:36:18.303								
12	2:14.545	37.156	40.296	57.093	257.1	2:38:32.848								
13	2:14.610	37.308	40.111	57.191	246.0	2:40:47.458								
14	2:22.446	36.361	39.895	1:06.190	254.7	2:43:09.904								
15	2:12.007	36.264	39.469	56.274	255.3	2:45:21.911								
16	2:11.214	35.930	39.590	55.694	255.9	2:47:33.125								
17	2:37.923 B	35.952	44.949	1:17.022	257.8	2:50:11.048								
18	:41:40.031	...	41.817	59.899	114.3	5:31:51.079								
19	2:17.718	38.178	40.471	59.069	254.7	5:34:08.797								
20	2:12.354	36.205	39.442	56.707	255.9	5:36:21.151								
21	2:17.658	36.813	41.652	59.193	255.3	5:38:38.809								
22	2:10.264	35.835	38.690	55.739	254.7	5:40:49.073								
23	2:11.137	35.819	38.633	56.685	255.9	5:43:00.210								
24	2:24.304 B	35.636	39.105	1:09.563	256.5	5:45:24.514								
25	4:26.921	2:44.244	44.037	58.640	107.0	5:49:51.435								
26	2:34.742 B	36.036	41.693	1:17.013	255.9	5:52:26.177								



PASSIONE FERRARI CLUB CHALLENGE



CLUB CHALLENGE LE CASTELLET Overall

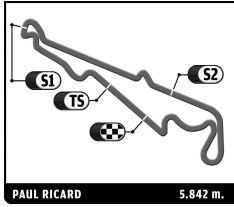
Sector Analysis

— Invalidated Lap ■ Personal Best ■ Session Best B Crossing the pit lane

Lap	Time	Sector 1	Sector 2	Sector 3	T.Spd	Elapsed	Lap	Time	Sector 1	Sector 2	Sector 3	T.Spd	Elapsed	
96	Philippe GLADSTEIN													
	Charles Pozzi Sas						296 Challenge							
1	4:42.066	2:02.473	1:11.085	1:28.508	57.5	4:42.066								
2	2:58.154	52.688	54.090	1:11.376	153.4	7:40.220								
3	2:31.929	43.062	45.861	1:03.006	203.0	10:12.149								
4	2:29.382	40.576	44.068	1:04.738	244.9	12:41.531								
5	2:24.696	40.756	43.254	1:00.686	217.7	15:06.227								
6	2:22.182	38.479	41.718	1:01.985	253.5	17:28.409								
7	2:17.170	37.772	40.970	58.428	254.1	19:45.579								
8	2:16.058	37.558	40.687	57.813	255.3	22:01.637								
9	2:47.019 B	43.250	45.302	1:18.467	190.8	24:48.656								
10	:53:09.170	...	41.057	57.374	100.7	2:17:57.826								
11	2:19.124	38.207	41.748	59.169	234.8	2:20:16.950								
12	2:15.571	37.754	40.178	57.639	242.2	2:22:32.521								
13	2:14.226	37.406	39.634	57.186	248.3	2:24:46.747								
14	2:13.196	36.712	39.719	56.765	254.7	2:26:59.943								
15	2:50.962 B	42.511	45.421	1:23.030	190.1	2:29:50.905								
16	:40:46.513	...	59.490	1:14.919	72.3	5:10:37.418								
17	2:28.299	43.556	44.599	1:00.144	200.0	5:13:05.717								
18	2:15.003	37.963	39.584	57.456	248.8	5:15:20.720								
19	2:17.361	38.520	40.516	58.325	215.6	5:17:38.081								
20	2:12.079	36.928	39.605	55.546	255.3	5:19:50.160								
21	2:10.426	35.926	38.859	55.641	252.9	5:22:00.586								
22	2:51.053 B	43.650	46.183	1:21.220	179.7	5:24:51.639								
23	:56:12.466	...	46.247	56.645	84.9	7:21:04.105								
24	2:11.544	36.819	39.084	55.641	254.7	7:23:15.649								
25	2:21.222	43.989	40.329	56.904	198.9	7:25:36.871								
26	2:10.933	35.959	39.143	55.831	251.2	7:27:47.804								
27	3:01.079 B	45.343	52.213	1:23.523	194.6	7:30:48.883								



PASSIONE FERRARI CLUB CHALLENGE



CLUB CHALLENGE LE CASTELLET Overall

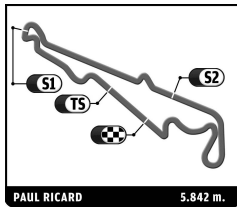
Sector Analysis

_ Invalidated Lap
 ■ Personal Best
 ■ Session Best
 B Crossing the pit lane

Lap	Time	Sector 1	Sector 2	Sector 3	T.Spd	Elapsed	Lap	Time	Sector 1	Sector 2	Sector 3	T.Spd	Elapsed
0101	Jan BELLENS												
	SFGE	296 Challenge											
1	21:11.663	...	43.745	1:06.144	102.9	21:11.663							
2	2:19.106	38.001	41.638	59.467	246.0	23:30.769							
3	2:18.305	37.249	41.903	59.153	254.7	25:49.074							
4	2:18.376	37.242	41.304	59.830	255.9	28:07.450							
5	2:17.395	39.406	40.283	57.706	214.7	30:24.845							
6	2:32.904	38.833	41.419	1:12.652	201.9	32:57.749							
7	2:18.209	37.735	40.910	59.564	250.0	35:15.958							
8	2:44.411 B	41.047	41.279	1:22.085	255.3	38:00.369							
9	:27:50.878	...	49.372	1:09.638	110.1	2:05:51.247							
10	2:23.565	42.979	41.561	59.025	170.6	2:08:14.812							
11	2:13.993	36.399	39.924	57.670	255.9	2:10:28.805							
12	2:23.008	37.478	40.690	1:04.840	255.3	2:12:51.813							
13	2:13.051	36.165	39.980	56.906	255.3	2:15:04.864							
14	2:49.076 B	36.376	43.903	1:28.797	256.5	2:17:53.940							
15	10:18.870	8:41.193	40.143	57.534	128.7	2:28:12.810							
16	2:11.868	35.895	39.299	56.674	254.7	2:30:24.678							
17	2:12.409	35.548	39.765	57.096	255.9	2:32:37.087							
18	3:00.016 B	39.635	48.341	1:32.040	210.9	2:35:37.103							
19	:29:40.761	...	58.038	1:17.122	90.4	5:05:17.864							
20	2:36.687	44.491	46.440	1:05.756	191.8	5:07:54.551							
21	2:28.691	42.992	43.438	1:02.261	201.5	5:10:23.242							
22	2:15.476	37.140	39.703	58.633	251.2	5:12:38.718							
23	2:12.993	36.200	39.482	57.311	253.5	5:14:51.711							
24	2:13.538	36.098	39.108	58.332	252.3	5:17:05.249							
25	2:12.087	36.271	39.623	56.193	254.1	5:19:17.336							
26	2:11.611	35.931	39.870	55.810	254.1	5:21:28.947							
27	2:10.522	35.649	39.125	55.748	253.5	5:23:39.469							
28	2:11.189	35.594	38.940	56.655	253.5	5:25:50.658							
29	2:14.346	39.063	39.182	56.101	206.1	5:28:05.004							
30	2:56.908 B	48.161	49.601	1:19.146	254.7	5:31:01.912							



PASSIONE FERRARI CLUB CHALLENGE



CLUB CHALLENGE LE CASTELLET Overall

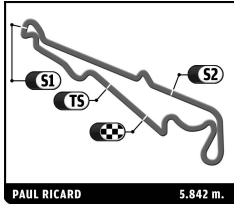
Sector Analysis

— Invalidated Lap ■ Personal Best ■ Session Best **B** Crossing the pit lane

Lap	Time	Sector 1	Sector 2	Sector 3	T.Spd	Elapsed	Lap	Time	Sector 1	Sector 2	Sector 3	T.Spd	Elapsed
101	Pier Luigi PICCO												
	SFGE	296 Challenge											
1	45:23.877	...	42.424	1:01.556	105.2	45:23.877							
2	2:17.761	37.885	40.545	59.331	254.1	47:41.638							
3	2:15.048	36.884	40.337	57.827	255.3	49:56.686							
4	2:14.781	36.726	39.953	58.102	255.3	52:11.467							
5	2:12.364	36.358	39.463	56.543	255.3	54:23.831							
6	2:54.028 B	36.262	43.845	1:33.921	255.9	57:17.859							
7	:44:42.129	...	40.362	58.249	116.8	2:41:59.988							
8	2:11.310	36.063	39.233	56.014	255.9	2:44:11.298							
9	2:18.738	38.494	39.466	1:00.778	198.5	2:46:30.036							
10	2:13.570	37.171	39.917	56.482	256.5	2:48:43.606							
11	2:12.763	36.189	40.794	55.780	257.1	2:50:56.369							
12	2:09.285	35.636	38.899	54.750	255.9	2:53:05.654							
13	2:09.503	35.558	38.898	55.047	256.5	2:55:15.157							
14	2:51.821 B	42.851	48.015	1:20.955	204.2	2:58:06.978							
15	:41:18.285	...	49.870	1:12.203	98.6	5:39:25.263							
16	2:26.741	41.918	42.942	1:01.881	229.8	5:41:52.004							
17	2:28.123 B	38.447	41.984	1:07.692	253.5	5:44:20.127							
18	5:20.412	3:31.690	50.741	57.981	122.9	5:49:40.539							
19	2:15.124	36.129	43.330	55.665	257.1	5:51:55.663							
20	2:19.159	41.733	40.935	56.491	181.2	5:54:14.822							
21	2:34.971 B	35.462	38.765	1:20.744	257.8	5:56:49.793							
22	:05:44.076	...	44.357	1:00.598	112.4	7:02:33.869							
23	2:14.995	37.665	39.751	57.579	227.8	7:04:48.864							
24	2:17.142	37.152	39.301	1:00.689	256.5	7:07:06.006							
25	2:11.406	35.816	40.010	55.580	255.9	7:09:17.412							
26	2:08.712	35.516	38.593	54.603	257.1	7:11:26.124							
27	2:09.500	35.324	38.896	55.280	257.8	7:13:35.624							
28	2:08.959	35.305	38.274	55.380	258.4	7:15:44.583							
29	2:29.299	36.453	47.527	1:05.319	256.5	7:18:13.882							
30	2:09.952	35.794	38.648	55.510	256.5	7:20:23.834							
31	2:09.597	35.965	38.530	55.102	254.1	7:22:33.431							
32	2:20.518 B	35.489	39.442	1:05.587	257.1	7:24:53.949							
33	6:36.389	4:56.581	40.884	58.924	114.8	7:31:30.338							
34	2:20.823	40.231	41.500	59.092	197.1	7:33:51.161							
35	2:20.240	39.952	40.559	59.729	200.0	7:36:11.401							
36	2:15.187	36.330	40.401	58.456	254.1	7:38:26.588							
37	2:11.469	35.911	39.108	56.450	255.3	7:40:38.057							
38	2:10.050	35.525	38.879	55.646	255.9	7:42:48.107							
39	2:10.521	35.642	38.825	56.054	257.1	7:44:58.628							
40	2:39.888 B	40.654	42.200	1:17.034	253.5	7:47:38.516							



PASSIONE FERRARI CLUB CHALLENGE



CLUB CHALLENGE LE CASTELLET Overall

Sector Analysis

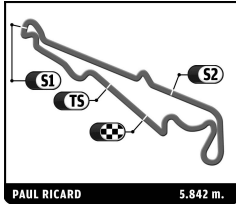
PAUL RICARD 5.842 m.

— Invalidated Lap ■ Personal Best ■ Session Best B Crossing the pit lane

Lap	Time	Sector 1	Sector 2	Sector 3	T.Spd	Elapsed	Lap	Time	Sector 1	Sector 2	Sector 3	T.Spd	Elapsed
107	Stéphane MIRAS												
	Charles Pozzi Sas						296 Challenge						
1	12:45.883	...	52.380	1:11.356	49.9	12:45.883							
2	2:53.213B	46.501	46.308	1:20.404	208.5	15:39.096							
3	5:19.523	3:28.604	46.045	1:04.874	95.6	20:58.619							
4	2:24.799	40.147	42.112	1:02.540	220.9	23:23.418							
5	2:22.891	39.225	41.720	1:01.946	235.8	25:46.309							
6	2:19.426	38.255	40.493	1:00.678	257.1	28:05.735							
7	2:17.793	38.121	40.080	59.592	257.8	30:23.528							
8	2:21.710	38.194	40.840	1:02.676	256.5	32:45.238							
9	2:17.932	37.655	39.920	1:00.357	257.8	35:03.170							
10	2:15.850	36.989	39.502	59.359	258.4	37:19.020							
11	2:16.664	37.328	41.110	58.226	256.5	39:35.684							
12	2:47.839B	37.158	49.330	1:21.351	255.9	42:23.523							
13	32:37.613	...	47.902	1:05.404	119.9	2:15:01.136							
14	2:18.596	39.318	39.983	59.295	239.5	2:17:19.732							
15	2:26.572	36.778	44.409	1:05.385	258.4	2:19:46.304							
16	2:17.722	37.234	41.051	59.437	258.4	2:22:04.026							
17	2:16.130	36.689	39.860	59.581	258.4	2:24:20.156							
18	2:14.218	36.931	39.581	57.706	258.4	2:26:34.374							
19	2:40.459B	37.364	40.031	1:23.064	259.0	2:29:14.833							
20	41:36.338	...	45.848	1:05.478	107.7	5:10:51.171							
21	2:20.794	40.455	40.722	59.617	223.6	5:13:11.965							
22	2:15.697	37.301	39.311	59.085	256.5	5:15:27.662							
23	2:15.378	37.166	38.970	59.242	255.9	5:17:43.040							
24	2:14.296	37.249	38.971	58.076	257.8	5:19:57.336							
25	2:12.135	36.332	38.490	57.313	255.9	5:22:09.471							
26	2:13.277	36.152	40.079	57.046	257.8	5:24:22.748							
27	2:11.049	36.028	38.088	56.933	257.8	5:26:33.797							
28	2:35.510B	37.221	38.701	1:19.588	258.4	5:29:09.307							



PASSIONE FERRARI CLUB CHALLENGE



CLUB CHALLENGE LE CASTELLET Overall

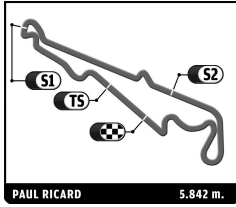
Sector Analysis

— Invalidated Lap ■ Personal Best ■ Session Best B Crossing the pit lane

Lap	Time	Sector 1	Sector 2	Sector 3	T.Spd	Elapsed	Lap	Time	Sector 1	Sector 2	Sector 3	T.Spd	Elapsed
113	Alban CASELLA												
	SFGE	296 Challenge											
1	:27:54.732	...	48.257	1:03.802	93.5	1:27:54.732							
2	2:22.293	40.050	42.103	1:00.140	201.5	1:30:17.025							
3	2:24.415	40.785	41.391	1:02.239	169.5	1:32:41.440							
4	2:25.189	39.308	41.014	1:04.867	235.3	1:35:06.629							
5	2:14.944	37.094	40.084	57.766	251.7	1:37:21.573							
6	2:20.482	36.809	41.345	1:02.328	252.3	1:39:42.055							
7	2:23.226	42.145	42.541	58.540	202.2	1:42:05.281							
8	2:12.479	36.386	39.511	56.582	248.3	1:44:17.760							
9	2:12.643	37.326	39.327	55.990	192.9	1:46:30.403							
10	2:51.487 B	39.511	53.017	1:18.959	255.9	1:49:21.890							
11	:03:28.812	...	46.964	1:00.436	67.8	3:52:50.702							
12	2:12.410	36.502	39.555	56.353	248.3	3:55:03.112							
13	2:28.133 B	35.947	39.027	1:13.159	253.5	3:57:31.245							
14	:14:04.409	...	40.013	58.820	118.8	6:11:35.654							
15	2:25.829	44.761	41.829	59.239	196.7	6:14:01.483							
16	2:09.915	36.140	38.401	55.374	250.6	6:16:11.398							
17	2:31.998 B	40.187	39.798	1:12.013	199.3	6:18:43.396							
18	8:07.600	6:08.632	55.298	1:03.670	101.9	6:26:50.996							
19	2:25.501	40.697	43.445	1:01.359	210.1	6:29:16.497							
20	2:11.127	35.851	38.927	56.349	254.1	6:31:27.624							
21	2:20.272	38.358	42.016	59.898	237.9	6:33:47.896							
22	2:08.412	35.497	38.576	54.339	255.9	6:35:56.308							
23	2:13.234	37.038	38.895	57.301	253.5	6:38:09.542							
24	2:09.250	35.844	38.960	54.446	255.9	6:40:18.792							
25	2:06.964	35.056	37.857	54.051	256.5	6:42:25.756							
26	2:40.454 B	40.751	45.637	1:14.066	225.9	6:45:06.210							
27	:14:53.790					8:00:00.000							
28	2:16.158					8:02:16.158							



PASSIONE FERRARI CLUB CHALLENGE



CLUB CHALLENGE LE CASTELLET Overall

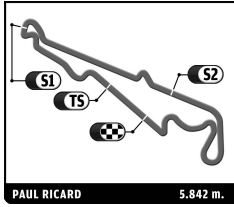
Sector Analysis

— Invalidated Lap ■ Personal Best ■ Session Best B Crossing the pit lane

Lap	Time	Sector 1	Sector 2	Sector 3	T.Spd	Elapsed	Lap	Time	Sector 1	Sector 2	Sector 3	T.Spd	Elapsed	
0169	Federico BRONDI													
	Montecarlo		296 Challenge											
1	:57:29.038B	...	1:24.255	2:17.892	66.0	1:57:29.038								
2	59:41.675B					2:57:10.713								
3	7:18.696	5:03.029	54.640	1:21.027	76.8	3:04:29.409								
4	2:53.394	49.201	51.525	1:12.668	173.1	3:07:22.803								
5	2:45.319	46.650	46.858	1:11.811	193.9	3:10:08.122								
6	2:36.270	45.119	44.169	1:06.982	212.2	3:12:44.392								
7	2:33.309	42.489	44.751	1:06.069	173.1	3:15:17.701								
8	2:26.008	41.151	41.920	1:02.937	226.9	3:17:43.709								
9	2:23.616	39.189	42.114	1:02.313	247.1	3:20:07.325								
10	3:00.419B	39.454	42.342	1:38.623	237.4	3:23:07.744								
11	:19:09.960	...	45.639	1:05.243	93.1	6:42:17.704								
12	2:27.290	41.900	42.384	1:03.006	202.6	6:44:44.994								
13	2:25.798	39.895	42.015	1:03.888	216.0	6:47:10.792								
14	2:22.611	41.660	41.081	59.870	174.5	6:49:33.403								
15	2:21.378	38.682	42.167	1:00.529	231.8	6:51:54.781								
16	2:20.666	38.382	40.423	1:01.861	234.8	6:54:15.447								
17	2:47.530B	38.252	40.020	1:29.258	232.3	6:57:02.977								
18	:06:26.876	...	54.152	1:17.770	115.3	8:03:29.853								
19	2:35.582	43.804	46.726	1:05.052	248.8	8:06:05.435								
20	2:21.801	38.891	40.711	1:02.199	252.9	8:08:27.236								
21	2:19.792	38.193	41.195	1:00.404	253.5	8:10:47.028								
22	2:21.782	38.787	40.863	1:02.132	230.8	8:13:08.810								
23	3:00.860	42.306	1:17.063	1:01.491	244.9	8:16:09.670								
24	2:18.937	38.152	40.699	1:00.086	250.0	8:18:28.607								
25	2:18.825	37.946	40.121	1:00.758	252.9	8:20:47.432								
26	2:28.499	38.073	40.739	1:09.687	246.0	8:23:15.931								
27	2:18.436	37.666	40.518	1:00.252	247.7	8:25:34.367								
28	2:16.771	37.521	39.905	59.345	247.1	8:27:51.138								
29	2:17.601	37.334	40.586	59.681	250.6	8:30:08.739								
30	2:38.061B	37.662	40.161	1:20.238	253.5	8:32:46.800								



PASSIONE FERRARI CLUB CHALLENGE



CLUB CHALLENGE LE CASTELLET Overall

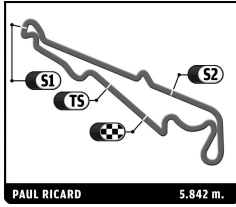
Sector Analysis

— Invalidated Lap ■ Personal Best ■ Session Best B Crossing the pit lane

Lap	Time	Sector 1	Sector 2	Sector 3	T.Spd	Elapsed	Lap	Time	Sector 1	Sector 2	Sector 3	T.Spd	Elapsed	
169	Corrado BRONDI													
	Montecarlo													296 Challenge
1	:29:52.036	...	55.398	1:14.365	63.2	1:29:52.036								
2	2:47.552	48.124	47.688	1:11.740	164.9	1:32:39.588								
3	2:38.845	42.677	45.725	1:10.443	204.5	1:35:18.433								
4	3:10.698B	43.114	45.787	1:41.797	203.8	1:38:29.131								
5	7:04.130	5:13.747	44.604	1:05.779	87.1	1:45:33.261								
6	2:58.204B	41.913	45.298	1:30.993	224.5	1:48:31.465								
7	:05:05.785	...	48.288	1:08.500	88.5	3:53:37.250								
8	2:39.074	42.750	49.325	1:06.999	220.0	3:56:16.324								
9	3:18.876B	40.068	43.083	1:55.725	224.1	3:59:35.200								
10	:04:18.356	...	52.684	1:10.816	104.9	6:03:53.556								
11	2:30.219	42.165	44.280	1:03.774	214.3	6:06:23.775								
12	2:26.922	41.133	42.235	1:03.554	178.8	6:08:50.697								
13	2:28.010	40.178	44.043	1:03.789	236.8	6:11:18.707								
14	2:26.034	39.239	42.974	1:03.821	219.5	6:13:44.741								
15	2:24.748	39.893	42.535	1:02.320	239.5	6:16:09.489								
16	2:25.756	43.118	41.869	1:00.769	224.1	6:18:35.245								
17	2:42.270B	38.525	42.014	1:21.731	236.8	6:21:17.515								
18	5:28.965	3:41.144	45.788	1:02.033	108.1	6:26:46.480								
19	2:19.656	38.196	41.493	59.967	245.5	6:29:06.136								
20	2:20.935	38.077	41.563	1:01.295	240.0	6:31:27.071								
21	2:56.380B	40.275	48.572	1:27.533	246.0	6:34:23.451								
22	:04:59.479	...	42.602	1:00.038	113.9	8:39:22.930								
23	2:16.813	38.797	39.782	58.234	250.6	8:41:39.743								
24	2:14.884	37.388	39.346	58.150	250.6	8:43:54.627								
25	2:13.757	36.980	39.547	57.230	254.7	8:46:08.384								
26	2:13.661	36.923	39.144	57.594	256.5	8:48:22.045								
27	2:12.518	36.928	38.618	56.972	256.5	8:50:34.563								
28	2:11.637	36.231	38.452	56.954	255.9	8:52:46.200								
29	2:10.941	36.005	38.712	56.224	256.5	8:54:57.141								
30	2:41.319B	36.130	38.595	1:26.594	257.1	8:57:38.460								



PASSIONE FERRARI CLUB CHALLENGE



CLUB CHALLENGE LE CASTELLET Overall

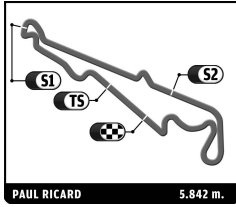
Sector Analysis

— Invalidated Lap ■ Personal Best ■ Session Best B Crossing the pit lane

Lap	Time	Sector 1	Sector 2	Sector 3	T.Spd	Elapsed	Lap	Time	Sector 1	Sector 2	Sector 3	T.Spd	Elapsed
0177	Amir BAKSHI SFGE						296 Challenge						
1	12:26.801	...	49.955	1:08.861	101.9	12:26.801							
2	2:28.238	41.450	43.206	1:03.582	220.0	14:55.039							
3	2:21.738	39.841	41.484	1:00.413	244.9	17:16.777							
4	2:17.770	38.279	40.406	59.085	257.1	19:34.547							
5	2:17.082	37.994	40.394	58.694	247.7	21:51.629							
6	2:44.694B	42.634	44.465	1:17.595	215.6	24:36.323							
7	4:09.791	2:28.265	41.297	1:00.229	132.4	28:46.114							
8	2:16.022	37.558	39.952	58.512	257.1	31:02.136							
9	2:14.962	36.692	39.647	58.623	257.1	33:17.098							
10	2:16.014	37.506	40.114	58.394	258.4	35:33.112							
11	2:31.022B	38.315	40.821	1:11.886	236.8	38:04.134							
12	:29:57.125	...	47.885	1:07.073	114.2	2:08:01.259							
13	2:18.426	38.068	40.827	59.531	255.9	2:10:19.685							
14	2:16.043	37.725	39.787	58.531	257.1	2:12:35.728							
15	2:20.312	37.524	41.733	1:01.055	257.8	2:14:56.040							
16	2:15.727	36.872	39.881	58.974	258.4	2:17:11.767							
17	2:31.442	36.824	47.560	1:07.058	257.8	2:19:43.209							
18	2:14.294	36.981	39.721	57.592	256.5	2:21:57.503							
19	2:12.849	36.907	39.185	56.757	254.7	2:24:10.352							
20	2:14.275	36.631	39.334	58.310	259.0	2:26:24.627							
21	2:32.618B	40.428	40.021	1:12.169	258.4	2:28:57.245							
22	:34:31.287	...	54.608	1:11.548	103.9	5:03:28.532							
23	2:28.956	42.104	43.291	1:03.561	200.7	5:05:57.488							
24	2:26.485B	38.561	40.754	1:07.170	254.7	5:08:23.973							
25	3:45.457	2:00.685	42.990	1:01.782	135.8	5:12:09.430							
26	2:14.071	37.193	39.151	57.727	255.3	5:14:23.501							
27	2:12.004	36.454	38.583	56.967	255.3	5:16:35.505							
28	2:23.739	36.834	40.282	1:06.623	255.9	5:18:59.244							
29	2:14.035	37.021	39.234	57.780	255.3	5:21:13.279							
30	2:11.501	36.380	38.417	56.704	255.3	5:23:24.780							
31	2:10.509	36.203	38.344	55.962	256.5	5:25:35.289							
32	2:32.916B	36.448	39.081	1:17.387	258.4	5:28:08.205							
33	8:48.223	7:00.190	43.521	1:04.512	118.6	5:36:56.428							
34	2:17.474	38.329	40.303	58.842	234.3	5:39:13.902							
35	2:15.145	37.130	39.997	58.018	254.7	5:41:29.047							
36	2:15.635	37.356	39.771	58.508	250.6	5:43:44.682							
37	2:42.615B	42.689	44.336	1:15.590	196.7	5:46:27.297							
38	:18:46.335	...	44.152	1:03.321	113.1	7:05:13.632							
39	2:18.237	37.559	40.248	1:00.430	255.9	7:07:31.869							
40	2:17.665	38.034	39.902	59.729	255.9	7:09:49.534							
41	2:13.762	36.496	40.270	56.996	257.8	7:12:03.296							
42	2:14.539	36.231	38.861	59.447	257.8	7:14:17.835							
43	2:10.718	36.097	38.643	55.978	259.6	7:16:28.553							
44	2:13.695	36.362	40.851	56.482	259.0	7:18:42.248							
45	2:28.098B	37.385	38.879	1:11.834	257.8	7:21:10.346							



PASSIONE FERRARI CLUB CHALLENGE



CLUB CHALLENGE LE CASTELLET Overall

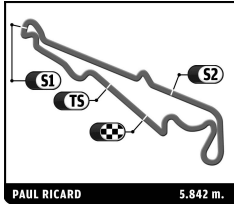
Sector Analysis

— Invalidated Lap ■ Personal Best ■ Session Best B Crossing the pit lane

Lap	Time	Sector 1	Sector 2	Sector 3	T.Spd	Elapsed	Lap	Time	Sector 1	Sector 2	Sector 3	T.Spd	Elapsed
177	Jacques SICOTTE												
	SFGE	296 Challenge											
1	47:05.689	...	44.567	1:01.065	68.4	47:05.689							
2	2:19.136	38.240	41.170	59.726	235.8	49:24.825							
3	2:21.689	38.555	41.839	1:01.295	243.2	51:46.514							
4	2:19.918	38.234	41.248	1:00.436	235.3	54:06.432							
5	2:49.431 B	37.228	41.280	1:30.923	247.7	56:55.863							
6	:42:41.986	...	43.183	1:00.875	110.7	2:39:37.849							
7	2:16.756	37.130	40.636	58.990	252.3	2:41:54.605							
8	2:15.104	36.954	40.515	57.635	249.4	2:44:09.709							
9	2:15.170	36.804	40.726	57.640	250.0	2:46:24.879							
10	2:24.953	41.531	42.644	1:00.778	186.2	2:48:49.832							
11	2:16.541	36.987	41.182	58.372	249.4	2:51:06.373							
12	2:15.704	36.961	40.545	58.198	250.0	2:53:22.077							
13	2:38.160 B	37.187	40.052	1:20.921	249.4	2:56:00.237							
14	:53:30.509	...	48.800	1:01.388	133.8	5:49:30.746							
15	2:15.176	37.064	40.655	57.457	250.0	5:51:45.922							
16	2:15.037	36.604	41.172	57.261	249.4	5:54:00.959							
17	2:40.877 B	36.296	40.146	1:24.435	252.3	5:56:41.836							
18	:32:17.611	...	45.143	1:01.510	98.2	7:28:59.447							
19	2:21.148	39.429	42.000	59.719	234.3	7:31:20.595							
20	2:27.298	41.832	45.560	59.906	170.1	7:33:47.893							
21	2:15.682	37.549	40.066	58.067	230.3	7:36:03.575							
22	2:23.844	38.982	42.010	1:02.852	198.5	7:38:27.419							
23	2:14.075	37.085	39.643	57.347	254.1	7:40:41.494							
24	2:14.378	37.748	39.606	57.024	248.8	7:42:55.872							
25	2:14.735	37.287	40.148	57.300	248.3	7:45:10.607							
26	2:14.717	37.259	39.764	57.694	241.1	7:47:25.324							
27	2:13.170	36.992	39.479	56.699	253.5	7:49:38.494							
28	2:49.225 B	43.571	46.483	1:19.171	222.2	7:52:27.719							



PASSIONE FERRARI CLUB CHALLENGE



CLUB CHALLENGE LE CASTELLET Overall

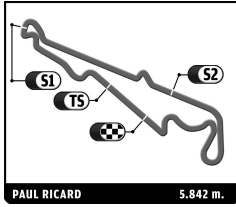
Sector Analysis

_ Invalidated Lap ■ Personal Best ■ Session Best B Crossing the pit lane

Lap	Time	Sector 1	Sector 2	Sector 3	T.Spd	Elapsed	Lap	Time	Sector 1	Sector 2	Sector 3	T.Spd	Elapsed
181	Atrjom ANDREEV												
	Ferrari Praga						296 Challenge						
1	:30:51.280	...	1:02.016	1:23.673	73.2	1:30:51.280							
2	3:11.131	52.406	55.865	1:22.860	155.2	1:34:02.411							
3	3:02.409	52.179	55.203	1:15.027	164.1	1:37:04.820							
4	2:54.944	50.984	50.958	1:13.002	118.9	1:39:59.764							
5	:29:51.675B	48.194	51.537	...	163.4	3:09:51.439							
6	3:16.029	1:09.904	51.920	1:14.205	61.1	3:13:07.468							
7	2:52.214	50.051	49.203	1:12.960	145.6	3:15:59.682							
8	2:43.320	46.713	46.980	1:09.627	145.0	3:18:43.002							
9	:43:21.628B	43.702	46.974	...	177.3	5:02:04.630							



PASSIONE FERRARI CLUB CHALLENGE



CLUB CHALLENGE LE CASTELLET Overall

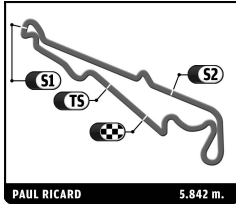
Sector Analysis

— Invalidated Lap ■ Personal Best ■ Session Best B Crossing the pit lane

Lap	Time	Sector 1	Sector 2	Sector 3	T.Spd	Elapsed	Lap	Time	Sector 1	Sector 2	Sector 3	T.Spd	Elapsed
313	Martin NELSON												
	Autoropa						296 Challenge						
1	13:40.052	...	53.854	1:06.500	88.9	13:40.052							
2	2:22.589	40.355	42.724	59.510	234.3	16:02.641							
3	2:21.377	37.929	43.927	59.521	252.3	18:24.018							
4	2:16.991	38.752	39.946	58.293	220.4	20:41.009							
5	2:12.027	36.499	39.204	56.324	255.3	22:53.036							
6	2:57.776B	41.361	50.854	1:25.561	212.6	25:50.812							
7	20:13.559	...	42.410	58.104	123.9	46:04.371							
8	2:09.945	35.632	38.513	55.800	256.5	48:14.316							
9	2:09.563	35.369	38.676	55.518	257.1	50:23.879							
10	2:09.017	35.498	38.238	55.281	257.1	52:32.896							
11	2:27.599	40.086	44.437	1:03.076	236.3	55:00.495							
12	2:47.000B	35.451	51.020	1:20.529	258.4	57:47.495							
13	13:15.337	...	43.979	57.198	116.9	2:11:02.832							
14	2:10.899	36.236	38.876	55.787	254.1	2:13:13.731							
15	2:11.016	36.112	39.337	55.567	251.2	2:15:24.747							
16	2:10.684	35.847	38.999	55.838	244.9	2:17:35.431							
17	2:11.641	35.719	38.829	57.093	247.1	2:19:47.072							
18	2:11.940	37.046	39.386	55.508	254.1	2:21:59.012							
19	2:57.870B	36.543	57.104	1:24.223	255.9	2:24:56.882							
20	47:08.583	...	43.092	58.903	117.5	5:12:05.465							
21	2:12.843	36.760	39.397	56.686	251.2	5:14:18.308							
22	2:10.463	36.231	38.689	55.543	251.7	5:16:28.771							
23	2:14.446	39.038	39.244	56.164	238.4	5:18:43.217							
24	2:09.245	35.535	38.123	55.587	252.9	5:20:52.462							
25	2:47.942B	45.623	46.540	1:15.779	222.7	5:23:40.404							
26	43:43.615	...	42.001	56.906	122.6	7:07:24.019							
27	2:09.830	35.953	38.742	55.135	257.8	7:09:33.849							
28	2:09.013	35.177	38.051	55.785	259.6	7:11:42.862							
29	2:28.234B	35.498	38.338	1:14.398	244.3	7:14:11.096							
30	4:07.087	2:23.067	41.930	1:02.090	126.2	7:18:18.183							
31	2:14.224	35.370	39.466	59.388	258.4	7:20:32.407							
32	2:06.354	34.291	38.596	53.467	259.6	7:22:38.761							
33	2:21.707	34.668	46.072	1:00.967	259.0	7:25:00.468							
34	2:39.510B	40.563	47.461	1:11.486	246.0	7:27:39.978							
35	4:43.054	3:09.605	38.408	55.041	123.1	7:32:23.032							
36	2:42.920B	36.686	49.199	1:17.035	259.6	7:35:05.952							



PASSIONE FERRARI CLUB CHALLENGE



CLUB CHALLENGE LE CASTELLET Overall

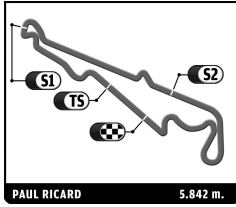
Sector Analysis

— Invalidated Lap ■ Personal Best ■ Session Best B Crossing the pit lane

Lap	Time	Sector 1	Sector 2	Sector 3	T.Spd	Elapsed	Lap	Time	Sector 1	Sector 2	Sector 3	T.Spd	Elapsed
331	Pierre LADOW												
	Autoropa		296 Challenge										
1	:16:41.422	...	48.052	1:05.097	90.2	1:16:41.422							
2	2:28.066	43.057	43.051	1:01.958	198.9	1:19:09.488							
3	2:22.997	39.942	40.835	1:02.220	225.0	1:21:32.485							
4	2:18.939	38.957	40.543	59.439	254.7	1:23:51.424							
5	2:16.240	37.291	40.182	58.767	253.5	1:26:07.664							
6	2:14.659	37.295	39.959	57.405	248.8	1:28:22.323							
7	2:35.394B	37.121	39.923	1:18.350	251.2	1:30:57.717							
8	:32:29.121	...	51.233	1:00.691	112.5	3:03:26.838							
9	2:24.900	42.663	42.531	59.706	187.5	3:05:51.738							
10	2:20.044	37.506	40.777	1:01.761	251.7	3:08:11.782							
11	2:15.978	36.865	40.242	58.871	254.1	3:10:27.760							
12	2:20.075	37.793	40.690	1:01.592	254.1	3:12:47.835							
13	2:17.254	39.659	40.524	57.071	197.1	3:15:05.089							
14	2:15.009	37.567	39.820	57.622	252.3	3:17:20.098							
15	2:13.650	36.646	40.090	56.914	255.3	3:19:33.748							
16	2:12.846	36.553	39.721	56.572	256.5	3:21:46.594							
17	3:08.498B	37.510	39.819	1:51.169	252.9	3:24:55.092							
18	:10:55.103	...	57.636	1:24.766	105.3	6:35:50.195							
19	2:48.738	48.352	47.873	1:12.513	177.0	6:38:38.933							
20	2:24.595	40.668	42.478	1:01.449	222.2	6:41:03.528							
21	2:20.767	37.957	42.999	59.811	252.9	6:43:24.295							
22	2:16.369	37.408	40.172	58.789	255.3	6:45:40.664							
23	2:13.892	37.178	39.248	57.466	255.3	6:47:54.556							
24	2:13.251	36.514	38.826	57.911	257.8	6:50:07.807							
25	2:12.559	36.451	39.053	57.055	259.0	6:52:20.366							
26	2:31.411B	36.206	39.930	1:15.275	259.0	6:54:51.777							
27	:09:43.674	...	47.019	1:04.953	105.8	8:04:35.451							
28	2:20.608	38.759	41.347	1:00.502	251.7	8:06:56.059							
29	2:16.961	38.045	40.188	58.728	253.5	8:09:13.020							
30	2:30.284	48.169	43.578	58.537	145.6	8:11:43.304							
31	2:14.798	37.344	39.834	57.620	247.7	8:13:58.102							
32	2:15.021	36.782	39.866	58.373	253.5	8:16:13.123							
33	2:16.450	37.232	39.137	1:00.081	230.3	8:18:29.573							
34	2:33.398B	37.887	42.163	1:13.348	240.0	8:21:02.971							



PASSIONE FERRARI CLUB CHALLENGE



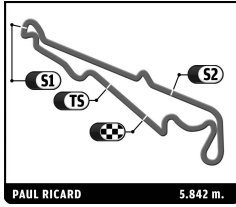
CLUB CHALLENGE LE CASTELLET Overall

Sector Analysis

Lap	Time	Sector 1	Sector 2	Sector 3	T.Spd	Elapsed	Lap	Time	Sector 1	Sector 2	Sector 3	T.Spd	Elapsed
<div style="display: flex; justify-content: space-between; align-items: center;"> PAUL RICARD 5.842 m. <div style="display: flex; gap: 10px;"> — Invalidated Lap ■ Personal Best ■ Session Best B Crossing the pit lane </div> </div>													
333 Jonas BOSTROM													
Autoropa 296 Challenge													
1	:19:32.098	...	51.173	1:04.075	87.0	1:19:32.098							
2	2:29.676	43.029	43.556	1:03.091	238.4	1:22:01.774							
3	2:27.680	41.091	42.692	1:03.897	241.6	1:24:29.454							
4	2:24.144	40.905	41.926	1:01.313	218.2	1:26:53.598							
5	2:24.380	40.161	41.692	1:02.527	249.4	1:29:17.978							
6	2:24.435	39.116	43.300	1:02.019	252.9	1:31:42.413							
7	2:21.826	39.131	41.098	1:01.597	251.2	1:34:04.239							
8	2:26.075	42.316	42.028	1:01.731	156.7	1:36:30.314							
9	2:21.955	39.177	42.559	1:00.219	254.7	1:38:52.269							
10	2:23.080	40.733	42.267	1:00.080	180.9	1:41:15.349							
11	2:20.111	37.615	41.144	1:01.352	255.9	1:43:35.460							
12	2:56.689B	39.735	42.883	1:34.071	250.6	1:46:32.149							
13	:31:10.725	...	41.357	1:01.300	92.9	3:17:42.874							
14	2:17.668	37.717	41.506	58.445	251.2	3:20:00.542							
15	2:19.396	37.983	41.322	1:00.091	243.2	3:22:19.938							
16	2:52.250B	37.774	43.027	1:31.449	250.6	3:25:12.188							
17	28:09.925	...	50.724	1:03.167	101.6	3:53:22.113							
18	2:27.541	43.353	42.627	1:01.561	186.5	3:55:49.654							
19	2:43.048B	38.117	42.671	1:22.260	231.8	3:58:32.702							
20	:19:07.015	...	40.382	58.800	102.0	6:17:39.717							
21	2:20.862	39.214	42.664	58.984	216.4	6:20:00.579							
22	2:23.535	38.947	41.630	1:02.958	229.3	6:22:24.114							
23	2:19.554	38.583	40.988	59.983	237.9	6:24:43.668							
24	2:17.937	38.500	40.662	58.775	248.8	6:27:01.605							
25	2:17.763	38.569	41.256	57.938	252.3	6:29:19.368							
26	2:20.335	38.821	41.581	59.933	241.6	6:31:39.703							
27	2:16.988	37.649	39.900	59.439	253.5	6:33:56.691							
28	2:19.204	38.508	40.660	1:00.036	254.1	6:36:15.895							
29	2:18.276	38.262	40.717	59.297	239.5	6:38:34.171							
30	2:55.475B	38.777	40.951	1:35.747	220.9	6:41:29.646							
31	:21:07.942	...	42.545	57.557	102.9	8:02:37.588							
32	2:10.386	37.245	38.201	54.940	227.4	8:04:47.974							
33	2:16.975B	36.352	39.240	1:01.383	256.5	8:07:04.949							
34	5:48.108	4:11.304	39.954	56.850	104.8	8:12:53.057							
35	2:14.778	37.699	39.640	57.439	232.3	8:15:07.835							
36	2:13.584	37.056	39.451	57.077	251.7	8:17:21.419							
37	2:14.627	38.064	39.236	57.327	253.5	8:19:36.046							
38	2:21.919	36.124	39.354	1:06.441	253.5	8:21:57.965							
39	5:07.932B			1:21.233	215.6	8:27:05.897							



PASSIONE FERRARI CLUB CHALLENGE



CLUB CHALLENGE LE CASTELLET Overall

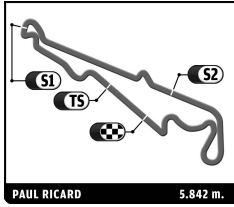
Sector Analysis

— Invalidated Lap ■ Personal Best ■ Session Best B Crossing the pit lane

Lap	Time	Sector 1	Sector 2	Sector 3	T.Spd	Elapsed	Lap	Time	Sector 1	Sector 2	Sector 3	T.Spd	Elapsed
0680	Henrik WOLLEN												
	Autoropa						296 Challenge						
1	:36:32.136	...	1:04.606	1:34.085	66.3	1:36:32.136							
2	3:26.600	1:01.523	58.677	1:26.400	148.4	1:39:58.736							
3	3:06.600	54.774	52.167	1:19.659	138.1	1:43:05.336							
4	3:10.491	54.121	58.108	1:18.262	165.6	1:46:15.827							
5	3:21.175	53.165	1:04.423	1:23.587	147.5	1:49:37.002							
6	3:23.004 B	52.927	51.802	1:38.275	166.2	1:53:00.006							
7	:00:28.858	...	53.101	1:20.896	79.4	3:53:28.864							
8	2:54.312	49.375	48.755	1:16.182	163.9	3:56:23.176							
9	3:29.388 B	51.706	49.065	1:48.617	147.1	3:59:52.564							
10	:09:37.220	...	51.201	1:15.378	82.0	6:09:29.784							
11	3:02.447	55.175	53.657	1:13.615	155.8	6:12:32.231							
12	2:52.169	47.840	48.477	1:15.852	190.5	6:15:24.400							
13	2:44.616	48.824	46.919	1:08.873	166.9	6:18:09.016							
14	3:02.338 B	45.114	48.923	1:28.301	189.8	6:21:11.354							
15	25:04.510	...	46.887	1:10.045	88.2	6:46:15.864							
16	2:39.272	45.156	44.347	1:09.769	188.2	6:48:55.136							
17	2:31.634	43.131	43.570	1:04.933	189.1	6:51:26.770							
18	2:57.939 B	44.839	43.752	1:29.348	195.7	6:54:24.709							
19	:52:28.831	...	48.159	1:08.119	94.1	8:46:53.540							
20	2:36.104	43.858	44.234	1:08.012	191.8	8:49:29.644							
21	2:29.242	42.417	43.716	1:03.109	205.7	8:51:58.886							
22	2:24.824	39.319	42.299	1:03.206	236.8	8:54:23.710							
23	2:56.544 B	44.695	43.498	1:28.351	193.9	8:57:20.254							



PASSIONE FERRARI CLUB CHALLENGE



CLUB CHALLENGE LE CASTELLET Overall

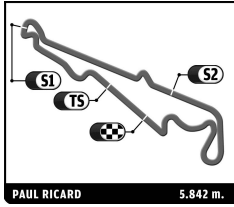
Sector Analysis

— Invalidated Lap ■ Personal Best ■ Session Best B Crossing the pit lane

Lap	Time	Sector 1	Sector 2	Sector 3	T.Spd	Elapsed	Lap	Time	Sector 1	Sector 2	Sector 3	T.Spd	Elapsed
680	Carl Erik Martin RUNEFELT												
	Autoropa		296 Challenge										
1	:09:52.365	...	52.687	1:02.826	84.2	1:09:52.365							
2	2:15.271	37.876	40.344	57.051	252.3	1:12:07.636							
3	2:13.103	36.868	39.725	56.510	254.1	1:14:20.739							
4	2:23.198B	36.606	40.108	1:06.484	254.1	1:16:43.937							
5	8:14.250	6:12.819	52.104	1:09.327	62.7	1:24:58.187							
6	2:53.537B	39.491	44.742	1:29.304	219.5	1:27:51.724							
7	:37:44.817	...	51.277	1:02.178	94.7	8:05:36.541							
8	2:17.746	38.489	41.798	57.459	254.7	8:07:54.287							
9	2:13.638	39.519	39.217	54.902	240.0	8:10:07.925							
10	2:07.463	34.961	38.304	54.198	257.8	8:12:15.388							
11	2:06.947	34.372	37.652	54.923	259.0	8:14:22.335							
12	2:05.802	34.399	37.164	54.239	257.1	8:16:28.137							
13	2:13.799B	34.374	39.153	1:00.272	257.1	8:18:41.936							
14	5:50.558	4:17.184	38.717	54.657	85.4	8:24:32.494							
15	2:11.416	36.303	38.144	56.969	243.2	8:26:43.910							
16	2:07.769	35.204	37.829	54.736	256.5	8:28:51.679							
17	2:06.856	34.658	37.593	54.605	254.7	8:30:58.535							
18	2:07.689	34.758	38.235	54.696	257.1	8:33:06.224							
19	2:07.909	35.685	37.640	54.584	256.5	8:35:14.133							
20	2:15.713B	34.795	37.681	1:03.237	255.3	8:37:29.846							



PASSIONE FERRARI CLUB CHALLENGE



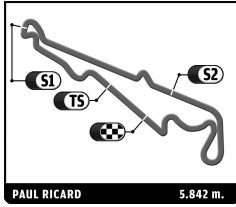
CLUB CHALLENGE LE CASTELLET Overall

Sector Analysis

Lap	Time	Sector 1	Sector 2	Sector 3	T.Sp	Elapsed	Lap	Time	Sector 1	Sector 2	Sector 3	T.Sp	Elapsed
0830 Jean Edern HURSTEL													
Charles Pozzi Sas							296 Challenge						
1	:53:26.904	...	53.214	1:32.900	68.4	1:53:26.904							
2	5:01.592 B	1:22.271	1:31.934	2:07.387	80.4	1:58:28.496							
3	6:10.640	4:05.124	51.072	1:14.444	86.6	2:04:39.136							
4	3:11.467 B	52.660	51.993	1:26.814	144.2	2:07:50.603							
5	:45:46.111	...	56.107	1:16.747	65.7	3:53:36.714							
6	2:46.750	48.711	47.707	1:10.332	225.5	3:56:23.464							
7	3:22.591 B	50.061	48.540	1:43.990	191.5	3:59:46.055							
8	:22:43.829	...	48.639	1:11.128	73.7	6:22:29.884							
9	2:37.423	43.979	49.215	1:04.229	237.9	6:25:07.307							
10	2:28.049	41.356	43.027	1:03.666	242.7	6:27:35.356							
11	2:28.229	42.438	44.006	1:01.785	204.2	6:30:03.585							
12	2:27.803	39.850	42.301	1:05.652	253.5	6:32:31.388							
13	2:22.913	39.173	42.016	1:01.724	254.7	6:34:54.301							
14	2:22.253	39.133	41.964	1:01.156	252.3	6:37:16.554							
15	2:24.941	39.678	42.117	1:03.146	247.1	6:39:41.495							
16	2:42.480 B	40.154	42.142	1:20.184	220.9	6:42:23.975							
17	5:07.962	3:20.979	45.066	1:01.917	99.0	6:47:31.937							
18	2:20.828	38.724	42.367	59.737	255.3	6:49:52.765							
19	2:20.582	39.062	41.902	59.618	248.8	6:52:13.347							
20	2:24.426	39.194	43.608	1:01.624	247.7	6:54:37.773							
21	3:10.218 B	38.974	42.229	1:49.015	240.5	6:57:47.991							
22	:06:57.428	...	46.389	1:02.810	83.6	8:04:45.419							
23	2:17.792	38.364	40.355	59.073	246.0	8:07:03.211							
24	2:29.930 B	37.693	40.040	1:12.197	254.1	8:09:33.141							
25	7:06.892	5:20.938	43.132	1:02.822	94.2	8:16:40.033							
26	2:22.820	40.450	42.105	1:00.265	226.9	8:19:02.853							
27	2:23.615	40.390	43.177	1:00.048	251.7	8:21:26.468							
28	2:20.565	39.690	40.979	59.896	244.3	8:23:47.033							
29	2:20.784	39.881	41.260	59.643	254.1	8:26:07.817							
30	2:20.781	40.752	41.353	58.676	226.4	8:28:28.598							
31	2:17.249	39.041	40.503	57.705	241.6	8:30:45.847							
32	2:36.842 B	38.227	39.864	1:18.751	251.7	8:33:22.689							
33	4:01.052	2:22.401	40.388	58.263	115.6	8:37:23.741							
34	2:22.798	37.554	45.569	59.675	255.9	8:39:46.539							
35	2:16.331	37.758	40.184	58.389	255.3	8:42:02.870							
36	2:15.939	37.852	40.628	57.459	254.7	8:44:18.809							
37	2:21.019	39.200	43.456	58.363	255.9	8:46:39.828							
38	2:38.015 B	37.770	40.356	1:19.889	255.3	8:49:17.843							



PASSIONE FERRARI CLUB CHALLENGE



CLUB CHALLENGE LE CASTELLET Overall

Sector Analysis

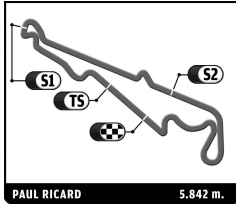
_ Invalidated Lap
 ■ Personal Best
 ■ Session Best
 B Crossing the pit lane

Lap	Time	Sector 1	Sector 2	Sector 3	T.Spd	Elapsed	Lap	Time	Sector 1	Sector 2	Sector 3	T.Spd	Elapsed
-----	------	----------	----------	----------	-------	---------	-----	------	----------	----------	----------	-------	---------

830	Leila ELLING													
	Charles Pozzi Sas		296 Challenge											
	1	:04:31.100	...	1:15.131	1:45.100	64.5	3:04:31.100							
	2	4:27.762	1:09.519	1:22.709	1:55.534	161.9	3:08:58.862							
	3	4:16.065	1:06.150	1:19.639	1:50.276	134.7	3:13:14.927							
	4	4:35.809 B	1:13.694	1:19.184	2:02.931	125.9	3:17:50.736							
	5	:48:12.927	...	1:28.444	2:04.256	60.7	6:06:03.663							
6	5:11.171 B	1:24.314	1:36.681	2:10.176	96.1	6:11:14.834								



PASSIONE FERRARI CLUB CHALLENGE



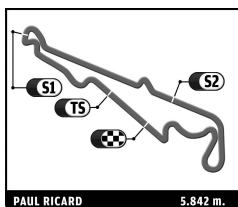
CLUB CHALLENGE LE CASTELLET Overall

Sector Analysis

_ Invalidated Lap							■ Personal Best		■ Session Best		B Crossing the pit lane		
Lap	Time	Sector 1	Sector 2	Sector 3	T.Spd	Elapsed	Lap	Time	Sector 1	Sector 2	Sector 3	T.Spd	Elapsed
888	Bartolomej ROSTEK						56	2:31.131	57.070	38.857	55.204	122.4	7:37:19.456
	Ferrari Warszawa						57	2:07.927	35.372	38.104	54.451	257.8	7:39:27.383
	296 Challenge						58	2:10.277	36.318	39.148	54.811	259.0	7:41:37.660
1	29:52.969	...	45.198	59.930	133.5	29:52.969	59	2:07.997	35.121	38.225	54.651	257.8	7:43:45.657
2	2:20.323	39.408	41.206	59.709	244.3	32:13.292	60	2:14.205	35.326	37.998	1:00.881	257.8	7:45:59.862
3	2:22.663	40.047	40.953	1:01.663	198.9	34:35.955	61	2:14.890	35.466	38.088	1:01.336	259.0	7:48:14.752
4	2:25.981	43.014	43.138	59.829	197.4	37:01.936							
5	2:17.095	38.281	40.354	58.460	255.9	39:19.031							
6	2:13.569	37.066	40.066	56.437	256.5	41:32.600							
7	2:13.235	36.773	40.090	56.372	255.9	43:45.835							
8	2:23.089	40.249	41.128	1:01.712	218.2	46:08.924							
9	2:14.237	37.203	39.884	57.150	256.5	48:23.161							
10	:12:09.694B	37.499	40.293	...	257.1	2:00:32.855							
11	2:49.486	1:06.253	44.338	58.895	108.5	2:03:22.341							
12	2:23.670	36.684	41.711	1:05.275	257.1	2:05:46.011							
13	2:11.909	36.509	38.785	56.615	243.2	2:07:57.920							
14	7:28.743B	35.991	40.075	6:12.677	258.4	2:15:26.663							
15	2:43.405	1:02.986	40.933	59.486	73.4	2:18:10.068							
16	2:14.587	37.129	40.062	57.396	255.3	2:20:24.655							
17	2:13.237	36.651	39.536	57.050	254.7	2:22:37.892							
18	2:12.549	36.760	39.653	56.136	255.9	2:24:50.441							
19	4:44.466B	42.536	45.414	3:16.516	198.2	2:29:34.907							
20	2:53.602	1:04.483	46.609	1:02.510	140.4	2:32:28.509							
21	2:22.428	40.505	42.904	59.019	216.4	2:34:50.937							
22	2:12.471	36.536	39.390	56.545	255.9	2:37:03.408							
23	2:20.931	36.565	43.773	1:00.593	255.9	2:39:24.339							
24	2:13.624	37.217	39.751	56.656	256.5	2:41:37.963							
25	2:13.812	36.873	39.767	57.172	254.7	2:43:51.775							
26	2:12.898	36.448	40.112	56.338	255.9	2:46:04.673							
27	2:11.029	36.026	39.247	55.756	257.1	2:48:15.702							
28	2:36.063	36.405	39.144	1:20.514	257.8	2:50:51.765							
29	:16:56.316B	45.999	52.698	...	181.8	5:07:48.081							
30	3:05.852	1:15.026	46.756	1:04.070	119.3	5:10:53.933							
31	2:20.482	40.729	41.107	58.646	216.0	5:13:14.415							
32	2:18.988	40.797	39.970	58.221	197.8	5:15:33.403							
33	2:15.669	37.332	39.722	58.615	254.1	5:17:49.072							
34	3:49.109B	37.716	39.809	2:31.584	252.9	5:21:38.181							
35	2:57.034	1:04.591	49.694	1:02.749	123.1	5:24:35.215							
36	2:20.280	40.194	41.565	58.521	211.8	5:26:55.495							
37	2:12.762	37.608	39.569	55.585	254.7	5:29:08.257							
38	2:09.437	36.192	38.476	54.769	255.3	5:31:17.694							
39	2:09.228	36.013	38.385	54.830	256.5	5:33:26.922							
40	2:08.236	35.588	38.255	54.393	255.3	5:35:35.158							
41	2:14.342	36.377	39.822	58.143	255.9	5:37:49.500							
42	11:40.513B	36.051	38.138	...	257.1	5:49:30.013							
43	2:49.422	1:02.562	49.410	57.450	84.6	5:52:19.435							
44	:07:47.786B	44.178	45.138	...	198.2	7:00:07.221							
45	3:02.794	1:11.860	45.839	1:05.095	109.4	7:03:10.015							
46	2:27.415	40.689	43.976	1:02.750	238.4	7:05:37.430							
47	2:16.010	38.736	39.640	57.634	212.2	7:07:53.440							
48	7:31.931B	37.199	39.738	6:14.994	256.5	7:15:25.371							
49	2:44.502	1:01.115	42.564	1:00.823	98.6	7:18:09.873							
50	3:51.601B	37.658	39.230	2:34.713	247.1	7:22:01.474							
51	2:50.538	1:02.000	46.215	1:02.323	132.5	7:24:52.012							
52	2:18.984	41.180	40.696	57.108	189.5	7:27:10.996							
53	2:23.310	37.296	48.552	57.462	256.5	7:29:34.306							
54	2:10.080	36.188	38.209	55.683	258.4	7:31:44.386							
55	3:03.939B	36.207	38.067	1:49.665	259.6	7:34:48.325							



PASSIONE FERRARI CLUB CHALLENGE



CLUB CHALLENGE LE CASTELLET Overall

Sector Analysis

— Invalidated Lap ■ Personal Best ■ Session Best B Crossing the pit lane

Lap	Time	Sector 1	Sector 2	Sector 3	T.Spd	Elapsed	Lap	Time	Sector 1	Sector 2	Sector 3	T.Spd	Elapsed
980	Cristian APPELBERG												
	Autoropa			296 Challenge									
1	:35:14.514	...	51.733	1:07.708	92.5	1:35:14.514							
2	2:22.933	39.800	41.893	1:01.240	204.5	1:37:37.447							
3	2:22.613	39.532	41.092	1:01.989	184.0	1:40:00.060							
4	2:21.537	39.271	41.795	1:00.471	238.4	1:42:21.597							
5	2:18.970	37.869	41.481	59.620	246.0	1:44:40.567							
6	2:15.855	37.032	40.576	58.247	254.7	1:46:56.422							
7	2:14.927	36.898	39.725	58.304	256.5	1:49:11.349							
8	2:17.765	37.124	42.580	58.061	259.0	1:51:29.114							
9	3:06.488B	37.464	39.814	1:49.210	250.6	1:54:35.602							
10	:13:11.455	...	47.825	1:07.313	105.4	3:07:47.057							
11	2:24.023	39.611	42.903	1:01.509	242.7	3:10:11.080							
12	2:16.065	37.293	39.800	58.972	256.5	3:12:27.145							
13	2:14.432	37.008	38.964	58.460	257.1	3:14:41.577							
14	2:13.330	36.745	39.102	57.483	259.6	3:16:54.907							
15	2:11.638	36.167	39.562	55.909	257.8	3:19:06.545							
16	2:35.865B	36.756	41.806	1:17.303	259.0	3:21:42.410							
17	33:15.310	...	44.643	59.899	100.0	3:54:57.720							
18	2:16.083	36.550	39.993	59.540	256.5	3:57:13.803							
19	3:00.273B	40.670	42.215	1:37.388	248.3	4:00:14.076							
20	:20:17.088	...	47.758	1:02.181	109.5	5:20:31.164							
21	2:19.265	38.825	41.523	58.917	231.3	5:22:50.429							
22	2:13.038	36.956	39.699	56.383	255.3	5:25:03.467							
23	2:12.807	37.448	39.193	56.166	235.8	5:27:16.274							
24	2:11.807	36.553	38.797	56.457	257.1	5:29:28.081							
25	2:29.424B	38.875	40.208	1:10.341	207.7	5:31:57.505							
26	6:19.255	4:17.427	53.512	1:08.316	85.6	5:38:16.760							
27	2:24.290	41.107	42.434	1:00.749	219.1	5:40:41.050							
28	2:13.285	37.893	39.203	56.189	223.1	5:42:54.335							
29	2:09.123	35.666	38.091	55.366	258.4	5:45:03.458							
30	2:08.469	35.461	38.297	54.711	259.0	5:47:11.927							
31	2:33.276B	35.826	46.014	1:11.436	257.1	5:49:45.203							
32	:17:45.669	...	44.354	1:02.312	111.7	7:07:30.872							
33	2:13.391	37.355	39.437	56.599	241.1	7:09:44.263							
34	2:09.822	35.781	38.846	55.195	257.1	7:11:54.085							
35	2:11.572	35.618	38.317	57.637	259.6	7:14:05.657							
36	2:09.263	35.754	38.221	55.288	258.4	7:16:14.920							
37	2:08.483	35.298	38.040	55.145	258.4	7:18:23.403							
38	2:21.433B	35.730	39.938	1:05.765	259.6	7:20:44.836							
39	3:45.222	2:10.666	39.131	55.425	137.4	7:24:30.058							
40	2:18.274	40.950	39.395	57.929	256.5	7:26:48.332							
41	2:11.390	37.198	38.319	55.873	255.3	7:28:59.722							
42	2:12.224	37.522	39.621	55.081	228.8	7:31:11.946							
43	2:07.574	35.340	38.009	54.225	259.6	7:33:19.520							
44	2:06.769	35.103	37.570	54.096	259.6	7:35:26.289							
45	2:25.214B	37.015	39.054	1:09.145	243.2	7:37:51.503							
46	13:39.702	...	38.548	53.838	158.1	7:51:31.205							
47	2:05.907	34.794	37.721	53.392	257.1	7:53:37.112							
48	2:29.614B	34.439	37.592	1:17.583	257.8	7:56:06.726							