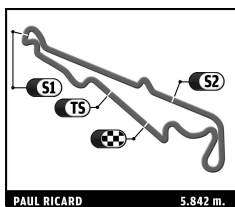




PASSIONE FERRARI CLUB CHALLENGE



CLUB CHALLENGE LE CASTELLET Summary of 16.03.2026

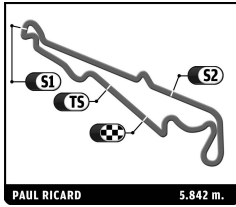
Sector Analysis

— Invalidated Lap ■ Personal Best ■ Session Best B Crossing the pit lane

Lap	Time	Sector 1	Sector 2	Sector 3	Kph	Elapsed	Lap	Time	Sector 1	Sector 2	Sector 3	Kph	Elapsed
5	Johan VAN WASSENHOVE												
	Monza NV						296 Challenge						
1	:10:37.696	...	57.955	1:18.003	1.8	3:10:37.696							
2	2:46.725	46.705	47.769	1:12.251	126.1	3:13:24.421							
3	2:47.980	47.789	48.149	1:12.042	125.2	3:16:12.401							
4	2:43.783	45.511	47.050	1:11.222	128.4	3:18:56.184							
5	2:43.827	46.568	48.421	1:08.838	128.4	3:21:40.011							
6	3:11.439 B	43.762	48.931	1:38.746	109.9	3:24:51.450							
7	28:21.347	...	49.158	1:12.988	12.4	3:53:12.797							
8	2:44.148	44.075	45.247	1:14.826	128.1	3:55:56.945							
9	3:25.813 B	41.870	51.633	1:52.310	102.2	3:59:22.758							



PASSIONE FERRARI CLUB CHALLENGE



CLUB CHALLENGE LE CASTELLET Summary of 16.03.2026

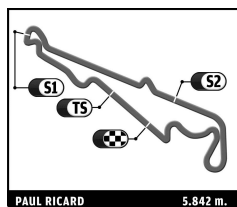
Sector Analysis

— Invalidated Lap ■ Personal Best ■ Session Best **B** Crossing the pit lane

Lap	Time	Sector 1	Sector 2	Sector 3	Kph	Elapsed	Lap	Time	Sector 1	Sector 2	Sector 3	Kph	Elapsed
7	Savas GUNATA												
	Rossocorsa						296 Challenge						
1	31:57.107	...	53.232	1:09.940	11.0	31:57.107							
2	2:36.811	42.805	45.896	1:08.110	134.1	34:33.918							
3	2:38.176	47.159	45.631	1:05.386	133.0	37:12.094							
4	11:35.967 B	40.861	44.522	...	30.2	48:48.061							
5	3:29.287	1:17.652	55.338	1:16.297	100.5	52:17.348							
6	2:36.089	44.091	43.840	1:08.158	134.7	54:53.437							
7	19:05.056 B	42.099	56.821	...	4.4	2:13:58.493							
8	2:49.964	1:02.905	43.190	1:03.869	123.7	2:16:48.457							
9	2:24.742	41.060	41.907	1:01.775	145.3	2:19:13.199							
10	2:25.479	38.898	43.467	1:03.114	144.6	2:21:38.678							
11	2:19.743	38.880	41.153	59.710	150.5	2:23:58.421							
12	2:28.760	41.366	41.705	1:05.689	141.4	2:26:27.181							
13	3:59.660 B	39.387	41.906	2:38.367	87.8	2:30:26.841							
14	3:00.942	1:15.463	43.017	1:02.462	116.2	2:33:27.783							
15	2:20.859	39.462	41.371	1:00.026	149.3	2:35:48.642							
16	2:20.878	38.571	41.761	1:00.546	149.3	2:38:09.520							
17	2:17.656	38.000	41.394	58.262	152.8	2:40:27.176							



PASSIONE FERRARI CLUB CHALLENGE



CLUB CHALLENGE LE CASTELLET Summary of 16.03.2026

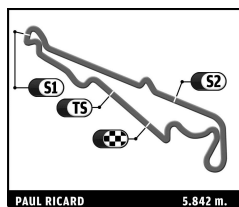
Sector Analysis

— Invalidated Lap ■ Personal Best ■ Session Best **B** Crossing the pit lane

Lap	Time	Sector 1	Sector 2	Sector 3	Kph	Elapsed	Lap	Time	Sector 1	Sector 2	Sector 3	Kph	Elapsed
9	Stefan CARMANS												
	Monza NV						296 Challenge						
1	29:45.973	...	53.266	1:13.985	11.8	29:45.973							
2	2:44.012	49.393	45.773	1:08.846	128.2	32:29.985							
3	2:35.849	43.058	42.876	1:09.915	134.9	35:05.834							
4	2:26.494	40.643	42.426	1:03.425	143.6	37:32.328							
5	2:26.491	39.174	42.221	1:05.096	143.6	39:58.819							
6	2:47.212 B	39.471	41.395	1:26.346	125.8	42:46.031							
7	12:45.309	...	49.246	1:13.431	27.5	55:31.340							
8	2:42.475 B	38.851	42.764	1:20.860	129.4	58:13.815							
9	10:48.635	...	1:01.158	1:16.960	5.0	2:09:02.450							
10	2:37.215	43.690	45.852	1:07.673	133.8	2:11:39.665							
11	2:32.670	41.900	44.611	1:06.159	137.8	2:14:12.335							
12	2:23.373	38.919	42.600	1:01.854	146.7	2:16:35.708							
13	2:19.778	38.063	40.915	1:00.800	150.5	2:18:55.486							
14	2:44.412 B	38.834	41.279	1:24.299	127.9	2:21:39.898							
15	20:33.716 B	...	1:03.903	1:32.796	17.0	2:42:13.614							
16	5:10.987	3:19.753	45.412	1:05.822	67.6	2:47:24.601							
17	2:19.588	38.315	40.204	1:01.069	150.7	2:49:44.189							
18	2:18.487	37.859	40.560	1:00.068	151.9	2:52:02.676							
19	2:19.034	37.607	40.901	1:00.526	151.3	2:54:21.710							
20	2:16.010	37.338	39.992	58.680	154.6	2:56:37.720							
21	2:51.758 B	40.909	40.334	1:30.515	122.4	2:59:29.478							



PASSIONE FERRARI CLUB CHALLENGE



CLUB CHALLENGE LE CASTELLET Summary of 16.03.2026

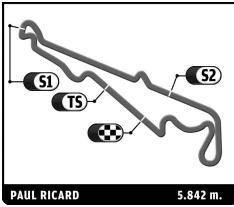
Sector Analysis

— Invalidated Lap ■ Personal Best ■ Session Best **B** Crossing the pit lane

Lap	Time	Sector 1	Sector 2	Sector 3	Kph	Elapsed	Lap	Time	Sector 1	Sector 2	Sector 3	Kph	Elapsed
10	Christian PHILIPPON												
	Palau						296 Challenge						
1	14:37.581	...	1:06.669	1:19.113	24.0	14:37.581							
2	2:34.829	44.912	45.801	1:04.116	135.8	17:12.410							
3	2:21.889	38.770	42.940	1:00.179	148.2	19:34.299							
4	2:19.232	39.787	41.202	58.243	151.1	21:53.531							
5	2:16.888	38.306	41.256	57.326	153.6	24:10.419							
6	2:38.932 B	37.662	41.687	1:19.583	132.3	26:49.351							
7	16:45.774	...	41.547	57.122	20.9	43:35.125							
8	2:12.028	36.343	39.985	55.700	159.3	45:47.153							
9	2:11.000	36.360	39.143	55.497	160.5	47:58.153							
10	2:09.808	35.637	39.097	55.074	162.0	50:07.961							
11	2:09.276	35.583	38.453	55.240	162.7	52:17.237							
12	2:12.513	35.679	39.075	57.759	158.7	54:29.750							
13	2:59.806 B	35.299	51.199	1:33.308	117.0	57:29.556							
14	:08:57.250	...	50.738	1:07.445	5.1	2:06:26.806							
15	2:19.371	41.002	41.257	57.112	150.9	2:08:46.177							
16	2:14.406	36.234	41.917	56.255	156.5	2:11:00.583							
17	2:12.719	36.531	39.134	57.054	158.5	2:13:13.302							
18	2:11.202	36.025	39.151	56.026	160.3	2:15:24.504							
19	2:10.671	35.664	38.858	56.149	160.9	2:17:35.175							
20	2:11.812	35.449	38.811	57.552	159.6	2:19:46.987							
21	2:17.693	39.331	39.809	58.553	152.7	2:22:04.680							
22	2:11.646	36.677	39.575	55.394	159.8	2:24:16.326							
23	2:09.668	35.773	38.669	55.226	162.2	2:26:25.994							
24	2:11.767	37.138	38.738	55.891	159.6	2:28:37.761							
25	2:10.268	35.619	39.218	55.431	161.4	2:30:48.029							
26	2:09.502	35.319	39.104	55.079	162.4	2:32:57.531							
27	2:29.041 B	35.498	38.623	1:14.920	141.1	2:35:26.572							
28	13:06.812	...	40.376	56.933	26.7	2:48:33.384							
29	2:11.220	35.564	38.814	56.842	160.3	2:50:44.604							
30	2:11.776	35.818	38.730	57.228	159.6	2:52:56.380							
31	2:12.812	37.012	39.161	56.639	158.4	2:55:09.192							
32	2:42.838 B	35.831	44.966	1:22.041	129.2	2:57:52.030							



PASSIONE FERRARI CLUB CHALLENGE



CLUB CHALLENGE LE CASTELLET Summary of 16.03.2026

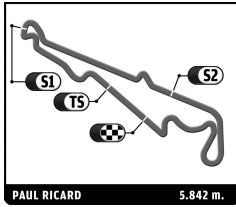
Sector Analysis

— Invalidated Lap ■ Personal Best ■ Session Best B Crossing the pit lane

Lap	Time	Sector 1	Sector 2	Sector 3	Kph	Elapsed	Lap	Time	Sector 1	Sector 2	Sector 3	Kph	Elapsed	
011	MMB													
	Rossocorsa							296 Challenge						
1	37:46.818	...	47.846	1:03.603	9.3	37:46.818								
2	2:23.757	42.617	41.795	59.345	146.3	40:10.575								
3	2:17.543	37.908	41.259	58.376	152.9	42:28.118								
4	2:15.762	37.683	40.197	57.882	154.9	44:43.880								
5	2:17.538	37.094	41.247	59.197	152.9	47:01.418								



PASSIONE FERRARI CLUB CHALLENGE



CLUB CHALLENGE LE CASTELLET Summary of 16.03.2026

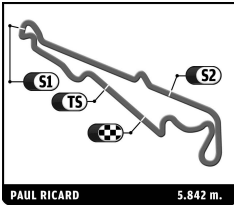
Sector Analysis

_ Invalidated Lap
 ■ Personal Best
 ■ Session Best
 B Crossing the pit lane

Lap	Time	Sector 1	Sector 2	Sector 3	Kph	Elapsed	Lap	Time	Sector 1	Sector 2	Sector 3	Kph	Elapsed
11	Federico LACONCA												
	Rossocorsa						296 Challenge						
1	10:31.086	8:33.691	49.119	1:08.276	33.3	10:31.086							
2	2:21.568	40.007	42.309	59.252	148.6	12:52.654							
3	2:17.156	39.811	40.811	56.534	153.3	15:09.810							
4	5:15.781 B	36.262	40.594	3:58.925	66.6	20:25.591							
5	2:40.144	1:01.558	41.276	57.310	131.3	23:05.735							
6	2:12.876	36.014	40.466	56.396	158.3	25:18.611							
7	2:12.601	35.745	39.470	57.386	158.6	27:31.212							
8	2:20.434	37.308	41.633	1:01.493	149.8	29:51.646							
9	:06:58.273 B	37.208	39.744	...	2.8	2:36:49.919							
10	2:32.629	56.440	39.692	56.497	137.8	2:39:22.548							
11	2:08.961	34.989	38.673	55.299	163.1	2:41:31.509							
12	2:07.773	34.921	38.172	54.680	164.6	2:43:39.282							
13	2:08.486	35.064	38.427	54.995	163.7	2:45:47.768							
14	2:26.368	41.494	46.872	58.002	143.7	2:48:14.136							
15	2:07.433	34.787	38.125	54.521	165.0	2:50:21.569							
16	2:25.383	43.978	43.846	57.559	144.7	2:52:46.952							
17	2:07.752	35.085	38.140	54.527	164.6	2:54:54.704							
18	2:07.005	34.503	37.636	54.866	165.6	2:57:01.709							



PASSIONE FERRARI CLUB CHALLENGE



CLUB CHALLENGE LE CASTELLET Summary of 16.03.2026

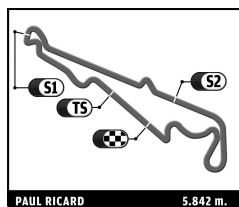
Sector Analysis

— Invalidated Lap
 ■ Personal Best
 ■ Session Best
 B Crossing the pit lane

Lap	Time	Sector 1	Sector 2	Sector 3	Kph	Elapsed	Lap	Time	Sector 1	Sector 2	Sector 3	Kph	Elapsed
15	Csaba SIPKA												
	Ferrari Budapest					296 Challenge							
1	:48:46.642	...	55.705	1:09.296			3.2	1:48:46.642					



PASSIONE FERRARI CLUB CHALLENGE



CLUB CHALLENGE LE CASTELLET Summary of 16.03.2026

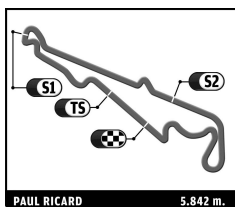
Sector Analysis

— Invalidated Lap ■ Personal Best ■ Session Best B Crossing the pit lane

Lap	Time	Sector 1	Sector 2	Sector 3	Kph	Elapsed	Lap	Time	Sector 1	Sector 2	Sector 3	Kph	Elapsed
18	Daniele SCABINI												
	Rossocorsa						296 Challenge						
1	20:44.942	...	45.276	1:06.059	16.9	20:44.942							
2	2:28.763	40.675	44.105	1:03.983	141.4	23:13.705							
3	2:22.493	38.625	41.766	1:02.102	147.6	25:36.198							
4	2:22.441	37.924	43.599	1:00.918	147.6	27:58.639							
5	2:18.936	37.408	41.647	59.881	151.4	30:17.575							
6	2:20.107	38.582	41.142	1:00.383	150.1	32:37.682							
7	2:22.824	38.173	42.526	1:02.125	147.3	35:00.506							
8	2:18.203	36.860	40.727	1:00.616	152.2	37:18.709							
9	4:23.874 B	41.516	42.607	2:59.751	79.7	41:42.583							
10	2:40.472	1:00.105	40.882	59.485	131.1	44:23.055							
11	2:16.120	37.337	40.152	58.631	154.5	46:39.175							
12	2:15.396	36.730	40.693	57.973	155.3	48:54.571							
13	2:14.988	36.295	40.052	58.641	155.8	51:09.559							
14	2:14.356	36.516	40.208	57.632	156.5	53:23.915							
15	2:18.978	36.289	39.901	1:02.788	151.3	55:42.893							
16	:06:48.484 B	42.587	49.836	...	5.2	2:02:31.377							
17	3:14.065	1:16.674	48.210	1:09.181	108.4	2:05:45.442							
18	2:24.769	39.890	43.440	1:01.439	145.3	2:08:10.211							
19	2:17.559	38.419	40.506	58.634	152.9	2:10:27.770							
20	2:16.998	37.767	40.662	58.569	153.5	2:12:44.768							
21	2:16.488	36.794	39.889	59.805	154.1	2:15:01.256							
22	2:15.315	37.016	40.825	57.474	155.4	2:17:16.571							
23	2:17.267	36.525	43.201	57.541	153.2	2:19:33.838							
24	2:13.570	36.396	39.956	57.218	157.5	2:21:47.408							
25	2:13.181	36.427	40.091	56.663	157.9	2:24:00.589							
26	2:16.077	37.233	40.162	58.682	154.6	2:26:16.666							
27	2:43.794	1:04.590	41.728	57.476	128.4	2:29:00.460							
28	2:13.241	36.688	39.764	56.789	157.8	2:31:13.701							
29	2:13.386	35.862	39.146	58.378	157.7	2:33:27.087							
30	2:11.899	35.947	39.530	56.422	159.4	2:35:38.986							
31	4:01.850 B	39.494	45.683	2:36.673	87.0	2:39:40.836							
32	2:36.635	58.507	40.208	57.920	134.3	2:42:17.471							
33	2:22.344	38.335	40.567	1:03.442	147.7	2:44:39.815							
34	2:12.778	36.228	39.676	56.874	158.4	2:46:52.593							
35	2:12.960	36.146	39.699	57.115	158.2	2:49:05.553							
36	2:13.685	35.918	39.905	57.862	157.3	2:51:19.238							
37	2:29.535	36.551	44.847	1:08.137	140.6	2:53:48.773							
38	2:12.076	35.987	39.278	56.811	159.2	2:56:00.849							



PASSIONE FERRARI CLUB CHALLENGE



CLUB CHALLENGE LE CASTELLET Summary of 16.03.2026

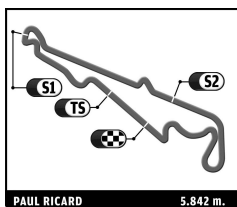
Sector Analysis

— Invalidated Lap ■ Personal Best ■ Session Best **B** Crossing the pit lane

Lap	Time	Sector 1	Sector 2	Sector 3	Kph	Elapsed	Lap	Time	Sector 1	Sector 2	Sector 3	Kph	Elapsed
020	Rubin VAN DIEMEN												
	FMA nv						296 Challenge						
1	3:18.872	1:17.416	53.758	1:07.698	105.8	3:18.872							
2	2:28.333	40.612	43.980	1:03.741	141.8	5:47.205							
3	2:20.547	38.377	42.058	1:00.112	149.6	8:07.752							
4	2:19.678	37.218	42.449	1:00.011	150.6	10:27.430							
5	2:18.358	37.946	40.201	1:00.211	152.0	12:45.788							
6	2:16.457	37.464	40.298	58.695	154.1	15:02.245							
7	2:15.504	36.822	40.781	57.901	155.2	17:17.749							
8	2:24.239	38.391	45.350	1:00.498	145.8	19:41.988							
9	2:16.445	36.936	40.313	59.196	154.1	21:58.433							
10	2:13.409	36.709	40.175	56.525	157.6	24:11.842							
11	2:39.470 B	38.283	42.431	1:18.756	131.9	26:51.312							
12	:36:24.058	...	45.902	1:03.695	3.6	2:03:15.370							
13	2:28.055	38.443	43.692	1:05.920	142.0	2:05:43.425							
14	2:13.776	36.914	39.423	57.439	157.2	2:07:57.201							
15	2:15.398	36.079	41.615	57.704	155.3	2:10:12.599							
16	2:20.460	36.706	42.936	1:00.818	149.7	2:12:33.059							
17	2:12.897	36.464	40.103	56.330	158.3	2:14:45.956							
18	2:12.331	35.900	39.092	57.339	158.9	2:16:58.287							
19	2:52.654 B	40.810	55.267	1:16.577	121.8	2:19:50.941							
20	3:22.399	1:41.027	41.817	59.555	103.9	2:23:13.340							
21	2:11.967	36.040	39.182	56.745	159.4	2:25:25.307							
22	2:38.465 B	39.074	43.840	1:15.551	132.7	2:28:03.772							



PASSIONE FERRARI CLUB CHALLENGE



CLUB CHALLENGE LE CASTELLET Summary of 16.03.2026

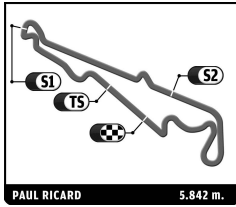
Sector Analysis

— Invalidated Lap ■ Personal Best ■ Session Best **B** Crossing the pit lane

Lap	Time	Sector 1	Sector 2	Sector 3	Kph	Elapsed	Lap	Time	Sector 1	Sector 2	Sector 3	Kph	Elapsed	
20	Just VAN DIEMEN													
	FMA nv													296 Challenge
1	32:47.013	...	43.419	1:05.811	10.7	32:47.013								
2	2:24.860	39.917	42.955	1:01.988	145.2	35:11.873								
3	2:25.099	39.714	42.849	1:02.536	144.9	37:36.972								
4	2:23.418	39.545	41.982	1:01.891	146.6	40:00.390								
5	2:21.083	39.020	41.420	1:00.643	149.1	42:21.473								
6	2:17.318	37.952	41.002	58.364	153.2	44:38.791								
7	2:23.363	40.227	41.812	1:01.324	146.7	47:02.154								
8	2:20.788	40.182	41.113	59.493	149.4	49:22.942								
9	2:21.967	39.065	41.400	1:01.502	148.1	51:44.909								
10	2:19.703	39.039	41.255	59.409	150.5	54:04.612								
11	2:55.470 B	37.559	44.680	1:33.231	119.9	57:00.082								
12	:36:19.895	...	41.809	59.630	3.6	2:33:19.977								
13	2:17.678	37.012	40.501	1:00.165	152.8	2:35:37.655								
14	2:18.579	37.584	40.614	1:00.381	151.8	2:37:56.234								
15	2:18.154	37.756	40.307	1:00.091	152.2	2:40:14.388								
16	2:17.571	37.117	40.079	1:00.375	152.9	2:42:31.959								
17	2:42.831 B	39.950	42.732	1:20.149	129.2	2:45:14.790								
18	3:44.007	1:57.144	44.518	1:02.345	93.9	2:48:58.797								
19	2:17.714	36.860	40.623	1:00.231	152.7	2:51:16.511								
20	2:16.580	37.370	40.287	58.923	154.0	2:53:33.091								
21	2:42.033 B	36.575	40.343	1:25.115	129.8	2:56:15.124								



PASSIONE FERRARI CLUB CHALLENGE



CLUB CHALLENGE LE CASTELLET Summary of 16.03.2026

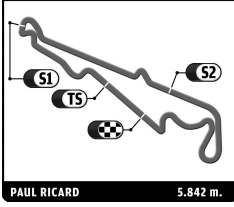
Sector Analysis

— Invalidated Lap ■ Personal Best ■ Session Best **B** Crossing the pit lane

Lap	Time	Sector 1	Sector 2	Sector 3	Kph	Elapsed	Lap	Time	Sector 1	Sector 2	Sector 3	Kph	Elapsed	
21	Kevin WIJNHOVEN													
	FMA NV						488 Challenge Evo							
1	:19:59.371	...	54.745	1:13.967	4.4	1:19:59.371								
2	2:47.551	48.237	49.707	1:09.607	125.5	1:22:46.922								
3	2:43.643	44.616	48.307	1:10.720	128.5	1:25:30.565								
4	2:36.685	43.674	46.599	1:06.412	134.2	1:28:07.250								
5	2:32.505	42.079	45.689	1:04.737	137.9	1:30:39.755								
6	2:50.740 B	43.490	46.972	1:20.278	123.2	1:33:30.495								
7	20:38.019 B	...	53.132	1:39.370	17.0	1:54:08.514								
8	:09:12.781	...	57.785	1:16.061	5.1	3:03:21.295								
9	2:50.332	46.841	52.793	1:10.698	123.5	3:06:11.627								
10	2:42.086	42.830	47.158	1:12.098	129.8	3:08:53.713								
11	2:32.730	41.540	46.080	1:05.110	137.7	3:11:26.443								
12	2:31.189	41.531	45.543	1:04.115	139.1	3:13:57.632								
13	2:30.133	41.439	44.895	1:03.799	140.1	3:16:27.765								
14	2:28.233	40.527	44.437	1:03.269	141.9	3:18:55.998								
15	2:53.337 B	43.868	44.373	1:25.096	121.3	3:21:49.335								
16	34:17.641	...	47.683	1:05.766	10.2	3:56:06.976								
17	3:22.552 B	41.802	49.065	1:51.685	103.8	3:59:29.528								



PASSIONE FERRARI CLUB CHALLENGE



CLUB CHALLENGE LE CASTELLET Summary of 16.03.2026

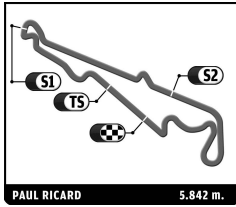
Sector Analysis

— Invalidated Lap ■ Personal Best ■ Session Best B Crossing the pit lane

Lap	Time	Sector 1	Sector 2	Sector 3	Kph	Elapsed	Lap	Time	Sector 1	Sector 2	Sector 3	Kph	Elapsed	
029	Thierry DE VOS													
	Monza NV						296 Challenge							
1	9:07.803	7:10.615	53.248	1:03.940	38.4	9:07.803								
2	2:28.633 B	39.377	41.366	1:07.890	141.5	11:36.436								
3	7:37.268	5:41.589	48.337	1:07.342	46.0	19:13.704								
4	2:29.568	42.478	44.760	1:02.330	140.6	21:43.272								
5	2:24.816	39.807	43.356	1:01.653	145.2	24:08.088								
6	2:23.255	38.922	42.688	1:01.645	146.8	26:31.343								
7	2:20.522	39.197	41.629	59.696	149.7	28:51.865								
8	2:18.775	38.160	41.396	59.219	151.5	31:10.640								
9	2:17.193	37.852	40.714	58.627	153.3	33:27.833								
10	2:16.562	37.699	40.675	58.188	154.0	35:44.395								
11	2:15.363	37.327	40.277	57.759	155.4	37:59.758								
12	2:32.928 B	38.734	41.569	1:12.625	137.5	40:32.686								



PASSIONE FERRARI CLUB CHALLENGE



CLUB CHALLENGE LE CASTELLET Summary of 16.03.2026

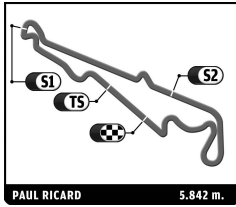
Sector Analysis

— Invalidated Lap ■ Personal Best ■ Session Best **B** Crossing the pit lane

Lap	Time	Sector 1	Sector 2	Sector 3	Kph	Elapsed	Lap	Time	Sector 1	Sector 2	Sector 3	Kph	Elapsed
29	Annelore DE BUCK												
	Monza NV						296 Challenge						
1	:08:15.617	...	55.374	1:14.926	2.7	2:08:15.617							
2	2:32.299	44.382	44.609	1:03.308	138.1	2:10:47.916							
3	2:27.099	40.915	42.819	1:03.365	143.0	2:13:15.015							
4	2:21.305	39.313	41.443	1:00.549	148.8	2:15:36.320							
5	2:20.720	39.334	41.354	1:00.032	149.5	2:17:57.040							
6	2:19.348	38.179	41.880	59.289	150.9	2:20:16.388							
7	2:15.520	37.481	40.354	57.685	155.2	2:22:31.908							
8	2:14.651	37.212	39.721	57.718	156.2	2:24:46.559							
9	2:22.704	40.935	40.981	1:00.788	147.4	2:27:09.263							
10	2:17.772	37.489	42.033	58.250	152.7	2:29:27.035							
11	2:14.578	36.887	40.206	57.485	156.3	2:31:41.613							
12	2:14.821	37.102	40.055	57.664	156.0	2:33:56.434							
13	2:27.908 B	37.034	41.251	1:09.623	142.2	2:36:24.342							
14	9:41.447	7:58.006	41.961	1:01.480	36.2	2:46:05.789							
15	2:14.655	37.310	40.043	57.302	156.2	2:48:20.444							
16	2:18.620	37.747	40.358	1:00.515	151.7	2:50:39.064							
17	2:16.614	37.555	40.999	58.060	153.9	2:52:55.678							
18	2:41.586 B	37.067	41.025	1:23.494	130.2	2:55:37.264							



PASSIONE FERRARI CLUB CHALLENGE



CLUB CHALLENGE LE CASTELLET Summary of 16.03.2026

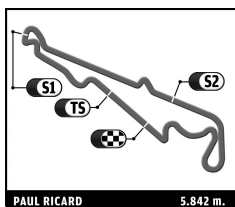
Sector Analysis

— Invalidated Lap ■ Personal Best ■ Session Best **B** Crossing the pit lane

Lap	Time	Sector 1	Sector 2	Sector 3	Kph	Elapsed	Lap	Time	Sector 1	Sector 2	Sector 3	Kph	Elapsed
34	Olivier LOPEZ												
	Modena Sport Ferrari Dealer						488 Challenge Evo						
1	:05:37.376	...	1:03.687	1:25.408	5.3	1:05:37.376							
2	2:53.138	49.895	51.130	1:12.113	121.5	1:08:30.514							
3	2:37.115	41.772	46.145	1:09.198	133.9	1:11:07.629							
4	2:51.923 B	41.579	44.241	1:26.103	122.3	1:13:59.552							
5	4:20.460	2:31.032	44.202	1:05.226	80.7	1:18:20.012							
6	2:28.900	40.444	43.838	1:04.618	141.2	1:20:48.912							
7	2:28.130	39.894	43.237	1:04.999	142.0	1:23:17.042							
8	2:27.704	41.323	42.692	1:03.689	142.4	1:25:44.746							
9	2:44.171 B	41.046	43.823	1:19.302	128.1	1:28:28.917							
10	17:48.399	...	45.395	1:08.548	19.7	1:46:17.316							
11	2:24.559	40.468	42.266	1:01.825	145.5	1:48:41.875							
12	2:22.600	39.197	42.562	1:00.841	147.5	1:51:04.475							
13	2:46.721 B	39.822	44.755	1:22.144	126.1	1:53:51.196							
14	:11:52.119	...	54.564	1:13.044	4.9	3:05:43.315							
15	2:36.748	44.084	45.950	1:06.714	134.2	3:08:20.063							
16	2:35.799 B	39.145	42.401	1:14.253	135.0	3:10:55.862							
17	3:14.766	1:30.318	43.680	1:00.768	108.0	3:14:10.628							
18	2:23.934	39.076	44.505	1:00.353	146.1	3:16:34.562							
19	2:21.670	39.054	41.608	1:01.008	148.5	3:18:56.232							
20	2:26.765	38.825	41.360	1:06.580	143.3	3:21:22.997							
21	2:33.212	38.189	40.927	1:14.096	137.3	3:23:56.209							
22	4:23.713 B	1:15.965	1:16.860	1:50.888	79.8	3:28:19.922							



PASSIONE FERRARI CLUB CHALLENGE



CLUB CHALLENGE LE CASTELLET Summary of 16.03.2026

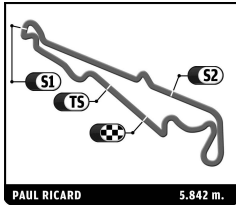
Sector Analysis

— Invalidated Lap ■ Personal Best ■ Session Best **B** Crossing the pit lane

Lap	Time	Sector 1	Sector 2	Sector 3	Kph	Elapsed	Lap	Time	Sector 1	Sector 2	Sector 3	Kph	Elapsed
042		Rino CASTIGLIONE											
Ineco Reparto Corse Ram						296 Challenge							
1	:35:10.515	...	44.960	1:09.580	3.7	1:35:10.515							
2	2:24.787	40.658	42.498	1:01.631	145.3	1:37:35.302							
3	2:23.937	38.832	42.696	1:02.409	146.1	1:39:59.239							
4	2:21.349	39.390	41.199	1:00.760	148.8	1:42:20.588							
5	2:20.579	38.109	41.749	1:00.721	149.6	1:44:41.167							
6	2:21.529	38.640	41.762	1:01.127	148.6	1:47:02.696							
7	2:20.221	38.103	41.102	1:01.016	150.0	1:49:22.917							
8	2:23.623	38.570	43.383	1:01.670	146.4	1:51:46.540							
9	:48:21.776 B	37.716	48.215	...	3.2	3:40:08.316							
10	12:04.688	...	44.260	1:02.586	29.0	3:52:13.004							
11	2:18.890	38.420	41.182	59.288	151.4	3:54:31.894							
12	2:17.179	37.792	40.446	58.941	153.3	3:56:49.073							



PASSIONE FERRARI CLUB CHALLENGE



CLUB CHALLENGE LE CASTELLET Summary of 16.03.2026

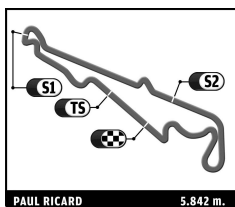
Sector Analysis

— Invalidated Lap ■ Personal Best ■ Session Best **B** Crossing the pit lane

Lap	Time	Sector 1	Sector 2	Sector 3	Kph	Elapsed	Lap	Time	Sector 1	Sector 2	Sector 3	Kph	Elapsed
42	Paolo AGAZZONE Ineco Reparto Corse Ram 296 Challenge												
1	:13:53.495	...	45.106	1:05.163	4.7	1:13:53.495							
2	2:24.840	39.567	42.640	1:02.633	145.2	1:16:18.335							
3	2:18.961	38.183	40.683	1:00.095	151.3	1:18:37.296							
4	2:16.177	36.984	40.274	58.919	154.4	1:20:53.473							
5	2:16.226	37.474	41.159	57.593	154.4	1:23:09.699							
6	2:19.725	37.779	40.649	1:01.297	150.5	1:25:29.424							
7	:34:51.158 B	38.185	42.168	...	3.7	3:00:20.582							
8	3:11.392	1:15.279	50.893	1:05.220	109.9	3:03:31.974							
9	2:21.236	39.636	42.883	58.717	148.9	3:05:53.210							
10	2:19.809	37.690	42.064	1:00.055	150.4	3:08:13.019							
11	2:15.164	36.984	40.050	58.130	155.6	3:10:28.183							
12	2:17.150	38.130	40.061	58.959	153.3	3:12:45.333							
13	2:17.467	38.853	41.085	57.529	153.0	3:15:02.800							
14	2:16.353	37.267	39.475	59.611	154.2	3:17:19.153							
15	2:13.895	36.860	39.723	57.312	157.1	3:19:33.048							
16	2:13.955	36.143	39.941	57.871	157.0	3:21:47.003							



PASSIONE FERRARI CLUB CHALLENGE



CLUB CHALLENGE LE CASTELLET Summary of 16.03.2026

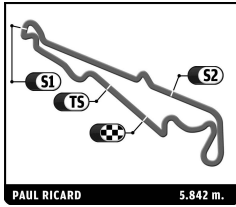
Sector Analysis

— Invalidated Lap ■ Personal Best ■ Session Best **B** Crossing the pit lane

Lap	Time	Sector 1	Sector 2	Sector 3	Kph	Elapsed	Lap	Time	Sector 1	Sector 2	Sector 3	Kph	Elapsed	
046	Aurélie BENOIST													
	Charles Pozzi Sas						296 Challenge							
1	:07:12.406 B	...	52.420	1:28.083	1.9	3:07:12.406								
2	3:59.679	2:04.438	47.422	1:07.819	87.7	3:11:12.085								
3	2:42.763	47.240	48.059	1:07.464	129.2	3:13:54.848								
4	2:34.049	41.881	45.602	1:06.566	136.5	3:16:28.897								
5	2:54.285 B	40.796	43.624	1:29.865	120.7	3:19:23.182								
6	6:24.844 B	3:42.514	46.247	1:56.083	54.6	3:25:48.026								
7	27:33.134	...	48.640	1:12.195	12.7	3:53:21.160								
8	2:33.966	43.511	45.509	1:04.946	136.6	3:55:55.126								
9	3:23.733 B	41.018	53.109	1:49.606	103.2	3:59:18.859								



PASSIONE FERRARI CLUB CHALLENGE



CLUB CHALLENGE LE CASTELLET Summary of 16.03.2026

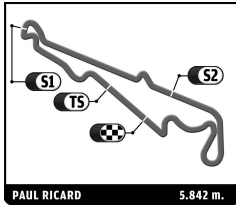
Sector Analysis

_ Invalidated Lap
 ■ Personal Best
 ■ Session Best
 B Crossing the pit lane

Lap	Time	Sector 1	Sector 2	Sector 3	Kph	Elapsed	Lap	Time	Sector 1	Sector 2	Sector 3	Kph	Elapsed
46	Christophe BENOIST												
	Charles Pozzi Sas						296 Challenge						
1	:15:33.669	...	56.663	1:16.404	4.6	1:15:33.669							
2	3:06.448 B	46.514	47.717	1:32.217	112.8	1:18:40.117							
3	6:22.843	4:24.560	51.741	1:06.542	54.9	1:25:02.960							
4	2:27.529	41.474	43.355	1:02.700	142.6	1:27:30.489							
5	2:27.763	43.238	42.723	1:01.802	142.3	1:29:58.252							
6	2:23.801	40.476	42.208	1:01.117	146.3	1:32:22.053							
7	2:20.011	38.847	41.591	59.573	150.2	1:34:42.064							
8	2:56.473 B	37.727	46.511	1:32.235	119.2	1:37:38.537							



PASSIONE FERRARI CLUB CHALLENGE



CLUB CHALLENGE LE CASTELLET Summary of 16.03.2026

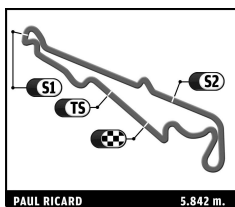
Sector Analysis

— Invalidated Lap ■ Personal Best ■ Session Best **B** Crossing the pit lane

Lap	Time	Sector 1	Sector 2	Sector 3	Kph	Elapsed	Lap	Time	Sector 1	Sector 2	Sector 3	Kph	Elapsed	
048	Maximilian JANKA													
	Emil Frey Sportivo						296 Challenge							
1	:38:36.565	...	43.649	1:02.668	3.6	1:38:36.565								
2	2:21.947	38.564	42.852	1:00.531	148.2	1:40:58.512								
3	2:22.672	38.452	41.132	1:03.088	147.4	1:43:21.184								
4	2:24.089	38.748	41.779	1:03.562	146.0	1:45:45.273								
5	2:25.446	38.221	41.273	1:05.952	144.6	1:48:10.719								
6	2:23.016	37.800	41.218	1:03.998	147.1	1:50:33.735								
7	2:54.701	43.157	47.683	1:23.861	120.4	1:53:28.436								
8	:18:44.539 B	1:21.987	1:31.878	...	4.5	3:12:12.975								
9	3:03.170	1:08.120	51.237	1:03.813	114.8	3:15:16.145								
10	2:21.892	38.784	41.773	1:01.335	148.2	3:17:38.037								
11	2:16.765	36.814	40.580	59.371	153.8	3:19:54.802								
12	2:16.316	36.394	39.634	1:00.288	154.3	3:22:11.118								
13	27:18.110 B	37.098	40.184	...	12.8	3:49:29.228								
14	4:20.002	2:01.160	1:03.269	1:15.573	80.9	3:53:49.230								
15	2:44.671	39.529	1:01.045	1:04.097	127.7	3:56:33.901								



PASSIONE FERRARI CLUB CHALLENGE



CLUB CHALLENGE LE CASTELLET Summary of 16.03.2026

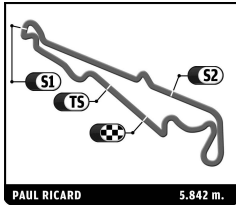
Sector Analysis

— Invalidated Lap ■ Personal Best ■ Session Best B Crossing the pit lane

Lap	Time	Sector 1	Sector 2	Sector 3	Kph	Elapsed	Lap	Time	Sector 1	Sector 2	Sector 3	Kph	Elapsed
58	Erik LYNNE												
	Formula Automobile Norge						296 Challenge						
1	:19:12.856	...	47.988	1:03.421	4.4	1:19:12.856							
2	2:28.245	41.190	43.326	1:03.729	141.9	1:21:41.101							
3	2:26.519	41.074	43.150	1:02.295	143.5	1:24:07.620							
4	2:28.804	39.274	43.998	1:05.532	141.3	1:26:36.424							
5	2:26.650	39.594	42.413	1:04.643	143.4	1:29:03.074							
6	2:23.269	38.694	42.210	1:02.365	146.8	1:31:26.343							
7	2:53.077 B	39.713	44.782	1:28.582	121.5	1:34:19.420							
8	9:41.498	7:52.324	45.072	1:04.102	36.2	1:44:00.918							
9	2:23.967	40.611	42.295	1:01.061	146.1	1:46:24.885							
10	2:28.994	40.696	45.678	1:02.620	141.2	1:48:53.879							
11	2:28.204	41.560	42.173	1:04.471	141.9	1:51:22.083							
12	3:06.322 B	38.807	42.102	1:45.413	112.9	1:54:28.405							
13	:09:18.652	...	56.655	1:17.209	5.1	3:03:47.057							
14	2:32.931	42.719	45.260	1:04.952	137.5	3:06:19.988							
15	2:31.122	42.540	43.354	1:05.228	139.2	3:08:51.110							
16	2:23.559	39.039	42.391	1:02.129	146.5	3:11:14.669							
17	2:28.853	41.424	44.177	1:03.252	141.3	3:13:43.522							
18	2:29.624	41.357	43.032	1:05.235	140.6	3:16:13.146							
19	2:27.286	41.713	41.889	1:03.684	142.8	3:18:40.432							
20	2:21.423	38.694	41.521	1:01.208	148.7	3:21:01.855							
21	2:52.201 B	40.380	43.732	1:28.089	122.1	3:23:54.056							
22	29:27.244	...	47.942	1:07.798	11.9	3:53:21.300							
23	2:26.271	40.628	42.097	1:03.546	143.8	3:55:47.571							
24	2:23.206	38.995	42.056	1:02.155	146.9	3:58:10.777							
25	3:16.441 B	42.749	45.944	1:47.748	107.1	4:01:27.218							



PASSIONE FERRARI CLUB CHALLENGE



CLUB CHALLENGE LE CASTELLET Summary of 16.03.2026

Sector Analysis

— Invalidated Lap ■ Personal Best ■ Session Best **B** Crossing the pit lane

Lap	Time	Sector 1	Sector 2	Sector 3	Kph	Elapsed	Lap	Time	Sector 1	Sector 2	Sector 3	Kph	Elapsed
-----	------	----------	----------	----------	-----	---------	-----	------	----------	----------	----------	-----	---------

061

Cedric WAUTERS

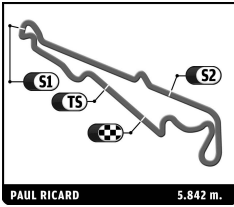
Monza NV

488 Challenge Evo

1	:25:38.497	...	54.703	1:13.345	4.1	1:25:38.497							
2	2:42.900	46.593	47.551	1:08.756	129.1	1:28:21.397							
3	2:50.975 B	43.322	44.224	1:23.429	123.0	1:31:12.372							
1	:40:34.987	...	53.774	1:16.433	3.5	1:40:34.987							
2	2:50.330	48.740	48.506	1:13.084	123.5	1:43:25.317							
3	2:51.206	49.006	50.640	1:11.560	122.8	1:46:16.523							
4	2:43.639	47.402	47.912	1:08.325	128.5	1:49:00.162							
5	2:55.140 B	44.552	47.678	1:22.910	120.1	1:51:55.302							
6	:14:20.118	...	48.524	1:11.550	4.7	3:06:15.420							
7	2:45.621	46.273	47.624	1:11.724	127.0	3:09:01.041							
8	2:40.306	45.937	46.581	1:07.788	131.2	3:11:41.347							
9	2:37.084	44.108	46.881	1:06.095	133.9	3:14:18.431							
10	2:37.809	43.486	45.697	1:08.626	133.3	3:16:56.240							
11	2:38.781	42.430	47.489	1:08.862	132.5	3:19:35.021							
12	2:37.724	43.050	46.109	1:08.565	133.3	3:22:12.745							
13	3:09.616 B	43.855	46.868	1:38.893	110.9	3:25:22.361							
14	28:11.648	...	53.210	1:13.565	12.4	3:53:34.009							
15	2:45.396	45.053	48.809	1:11.534	127.2	3:56:19.405							
16	3:20.879 B	43.140	45.739	1:52.000	104.7	3:59:40.284							



PASSIONE FERRARI CLUB CHALLENGE



CLUB CHALLENGE LE CASTELLET Summary of 16.03.2026

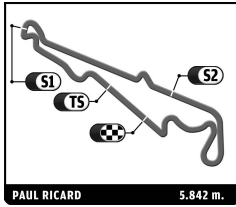
Sector Analysis

— Invalidated Lap ■ Personal Best ■ Session Best **B** Crossing the pit lane

Lap	Time	Sector 1	Sector 2	Sector 3	Kph	Elapsed	Lap	Time	Sector 1	Sector 2	Sector 3	Kph	Elapsed
63	Benjamin TRANCHANT												
	Charles Pozzi Sas						296 Challenge						
1	:46:15.795	...	1:00.540	1:19.748	3.3	1:46:15.795							
2	2:48.497	48.713	50.274	1:09.510	124.8	1:49:04.292							
3	2:37.919	43.601	47.840	1:06.478	133.2	1:51:42.211							
4	3:24.345 B	40.868	48.144	1:55.333	102.9	1:55:06.556							
5	:14:09.937	...	54.794	1:14.519	4.7	3:09:16.493							
6	2:41.514	46.407	48.682	1:06.425	130.2	3:11:58.007							
7	2:28.442	40.990	43.819	1:03.633	141.7	3:14:26.449							
8	2:24.784	40.571	42.095	1:02.118	145.3	3:16:51.233							
9	2:52.116 B	38.822	45.572	1:27.722	122.2	3:19:43.349							
10	6:36.683 B	4:04.047	59.395	1:33.241	53.0	3:26:20.032							



PASSIONE FERRARI CLUB CHALLENGE



CLUB CHALLENGE LE CASTELLET Summary of 16.03.2026

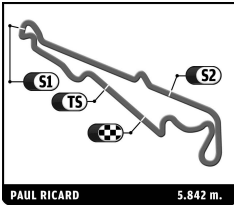
Sector Analysis

_ Invalidated Lap
 ■ Personal Best
 ■ Session Best
 B Crossing the pit lane

Lap	Time	Sector 1	Sector 2	Sector 3	Kph	Elapsed	Lap	Time	Sector 1	Sector 2	Sector 3	Kph	Elapsed
065	Filip ENGELEN												
	Monza NV						296 Challenge						
1	15:38.700	...	56.026	1:10.989	22.4	15:38.700							
2	2:29.243	44.176	42.878	1:02.189	140.9	18:07.943							
3	2:20.636	38.593	41.098	1:00.945	149.5	20:28.579							
4	2:17.396	37.336	41.094	58.966	153.1	22:45.975							
5	2:14.627	37.022	39.823	57.782	156.2	25:00.602							
6	2:13.685	36.612	39.211	57.862	157.3	27:14.287							
7	2:13.257	36.094	40.149	57.014	157.8	29:27.544							
8	2:36.305 B	36.092	41.611	1:18.602	134.6	32:03.849							
9	:35:20.215	...	49.284	1:02.046	3.7	2:07:24.064							
10	2:17.220	37.647	41.229	58.344	153.3	2:09:41.284							
11	2:13.356	36.761	39.042	57.553	157.7	2:11:54.640							
12	2:16.636	36.418	39.495	1:00.723	153.9	2:14:11.276							
13	2:13.536	36.676	39.548	57.312	157.5	2:16:24.812							
14	2:13.574	36.393	39.754	57.427	157.4	2:18:38.386							
15	2:11.323	36.744	38.581	55.998	160.1	2:20:49.709							
16	2:10.555	36.098	38.272	56.185	161.1	2:23:00.264							
17	2:11.850	36.220	38.518	57.112	159.5	2:25:12.114							
18	2:09.998	35.956	38.285	55.757	161.8	2:27:22.112							
19	2:46.714 B	39.708	45.889	1:21.117	126.2	2:30:08.826							



PASSIONE FERRARI CLUB CHALLENGE



CLUB CHALLENGE LE CASTELLET Summary of 16.03.2026

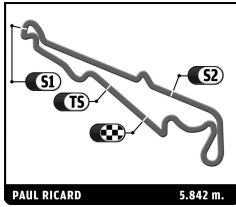
Sector Analysis

— Invalidated Lap ■ Personal Best ■ Session Best **B** Crossing the pit lane

Lap	Time	Sector 1	Sector 2	Sector 3	Kph	Elapsed	Lap	Time	Sector 1	Sector 2	Sector 3	Kph	Elapsed	
65	Arne ENGELEN													
	Monza NV						296 Challenge							
1	40:23.466	...	44.149	1:04.780	8.7	40:23.466								
2	2:15.004	37.429	40.137	57.438	155.8	42:38.470								
3	2:16.318	36.655	41.333	58.330	154.3	44:54.788								
4	2:12.431	35.763	39.312	57.356	158.8	47:07.219								
5	2:18.273	37.374	41.450	59.449	152.1	49:25.492								
6	2:19.439	38.362	40.257	1:00.820	150.8	51:44.931								
7	2:12.146	36.518	39.309	56.319	159.2	53:57.077								
8	2:22.639 B	35.495	38.624	1:08.520	147.4	56:19.716								
9	:41:21.142	...	39.812	57.363	3.5	2:37:40.858								
10	2:09.527	35.695	38.647	55.185	162.4	2:39:50.385								
11	2:09.957	35.351	38.593	56.013	161.8	2:42:00.342								
12	2:11.284	36.367	39.183	55.734	160.2	2:44:11.626								
13	2:09.392	35.563	39.065	54.764	162.5	2:46:21.018								
14	2:17.640	35.530	41.620	1:00.490	152.8	2:48:38.658								
15	2:08.911	35.179	38.484	55.248	163.1	2:50:47.569								
16	2:26.941 B	37.061	41.651	1:08.229	143.1	2:53:14.510								



PASSIONE FERRARI CLUB CHALLENGE



CLUB CHALLENGE LE CASTELLET Summary of 16.03.2026

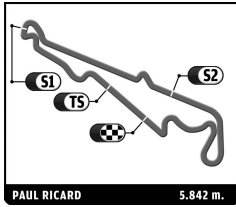
Sector Analysis

— Invalidated Lap ■ Personal Best ■ Session Best **B** Crossing the pit lane

Lap	Time	Sector 1	Sector 2	Sector 3	Kph	Elapsed	Lap	Time	Sector 1	Sector 2	Sector 3	Kph	Elapsed
67	Guy Arthur LAMBERT												
	SFGE	296 Challenge											
1	44:21.812	...	43.087	59.722	7.9	44:21.812							
2	2:15.553	37.384	40.100	58.069	155.2	46:37.365							
3	2:14.796	37.149	39.707	57.940	156.0	48:52.161							
4	2:46.292 B	37.994	44.460	1:23.838	126.5	51:38.453							
5	3:16.391	1:36.436	41.236	58.719	107.1	54:54.844							
6	2:39.705 B	37.981	41.871	1:19.853	131.7	57:34.549							
7	13:51.167	...	45.243	1:03.479	4.7	2:11:25.716							
8	2:17.959	37.496	40.860	59.603	152.4	2:13:43.675							
9	2:26.815	36.625	39.640	1:10.550	143.2	2:16:10.490							
10	2:16.078	36.780	40.899	58.399	154.6	2:18:26.568							
11	2:14.048	36.732	39.371	57.945	156.9	2:20:40.616							
12	2:13.042	36.915	39.178	56.949	158.1	2:22:53.658							
13	2:50.361 B	46.568	43.031	1:20.762	123.5	2:25:44.019							
14	19:00.516	...	41.816	59.783	18.4	2:44:44.535							
15	2:15.636	36.770	40.125	58.741	155.1	2:47:00.171							
16	2:14.743	36.820	39.775	58.148	156.1	2:49:14.914							
17	2:59.383 B	51.389	43.855	1:24.139	117.2	2:52:14.297							



PASSIONE FERRARI CLUB CHALLENGE



CLUB CHALLENGE LE CASTELLET Summary of 16.03.2026

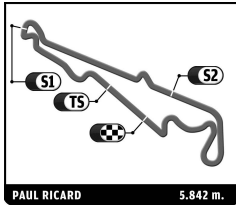
Sector Analysis

— Invalidated Lap ■ Personal Best ■ Session Best **B** Crossing the pit lane

Lap	Time	Sector 1	Sector 2	Sector 3	Kph	Elapsed	Lap	Time	Sector 1	Sector 2	Sector 3	Kph	Elapsed
069	Jan POLLARIS												
	FMA nv						488 Challenge Evo						
1	:53:13.723	...	48.635	1:10.715	3.1	1:53:13.723							
2	4:25.642 B	46.991	1:16.458	2:22.193	79.2	1:57:39.365							
3	:05:43.529	...	52.986	1:10.097	5.3	3:03:22.894							
4	2:38.273	45.917	48.072	1:04.284	132.9	3:06:01.167							
5	2:31.069	41.182	43.433	1:06.454	139.2	3:08:32.236							
6	2:26.352	40.862	42.846	1:02.644	143.7	3:10:58.588							
7	2:34.402	39.764	52.080	1:02.558	136.2	3:13:32.990							
8	2:48.792	40.146	44.478	1:24.168	124.6	3:16:21.782							
9	2:28.526	40.517	43.600	1:04.409	141.6	3:18:50.308							
10	2:32.438	40.016	44.569	1:07.853	138.0	3:21:22.746							
11	2:30.468	41.713	44.649	1:04.106	139.8	3:23:53.214							
12	3:37.976 B	50.928	1:02.541	1:44.507	96.5	3:27:31.190							



PASSIONE FERRARI CLUB CHALLENGE



CLUB CHALLENGE LE CASTELLET Summary of 16.03.2026

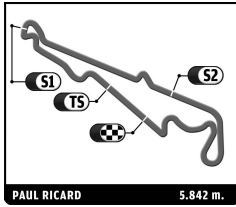
Sector Analysis

— Invalidated Lap ■ Personal Best ■ Session Best B Crossing the pit lane

Lap	Time	Sector 1	Sector 2	Sector 3	Kph	Elapsed	Lap	Time	Sector 1	Sector 2	Sector 3	Kph	Elapsed
69	Stijn ROMMENS												
	FMA nv						488 Challenge Evo						
1	:19:40.821	...	54.405	1:11.116	4.4	1:19:40.821							
2	2:40.521	44.611	48.152	1:07.758	131.0	1:22:21.342							
3	2:42.886	44.186	52.003	1:06.697	129.1	1:25:04.228							
4	2:31.881	41.433	44.639	1:05.809	138.5	1:27:36.109							
5	2:33.690	43.848	44.974	1:04.868	136.8	1:30:09.799							
6	2:45.460 B	40.898	44.587	1:19.975	127.1	1:32:55.259							
7	:21:08.119	...	52.701	1:14.034	2.5	3:54:03.378							
8	3:04.382 B	45.305	45.611	1:33.466	114.1	3:57:07.760							



PASSIONE FERRARI CLUB CHALLENGE



CLUB CHALLENGE LE CASTELLET Summary of 16.03.2026

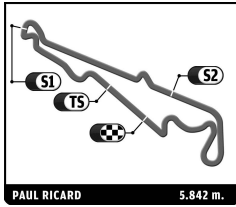
Sector Analysis

— Invalidated Lap ■ Personal Best ■ Session Best **B** Crossing the pit lane

Lap	Time	Sector 1	Sector 2	Sector 3	Kph	Elapsed	Lap	Time	Sector 1	Sector 2	Sector 3	Kph	Elapsed	
071	Thijmen LIST													
	Monza NV						488 Challenge Evo							
1	:50:08.224	...	48.143	1:08.192	3.2	1:50:08.224								
2	2:35.017	42.450	47.460	1:05.107	135.7	1:52:43.241								
3	2:52.668 B	40.643	43.269	1:28.756	121.8	1:55:35.909								
4	:09:01.609	...	55.623	1:12.051	5.1	3:04:37.518								
5	2:35.406	43.146	48.502	1:03.758	135.3	3:07:12.924								
6	2:27.736	41.215	43.496	1:03.025	142.4	3:09:40.660								
7	2:29.220	40.350	44.578	1:04.292	140.9	3:12:09.880								
8	2:29.389	41.135	42.658	1:05.596	140.8	3:14:39.269								
9	2:41.040 B	40.295	42.496	1:18.249	130.6	3:17:20.309								
10	6:07.476	4:18.927	45.671	1:02.878	57.2	3:23:27.785								
11	3:01.602 B	38.274	52.719	1:30.609	115.8	3:26:29.387								
12	25:59.000	...	43.871	1:01.662	13.5	3:52:28.387								
13	2:21.965	39.075	42.856	1:00.034	148.1	3:54:50.352								
14	2:44.412 B	37.629	42.092	1:24.691	127.9	3:57:34.764								



PASSIONE FERRARI CLUB CHALLENGE



CLUB CHALLENGE LE CASTELLET Summary of 16.03.2026

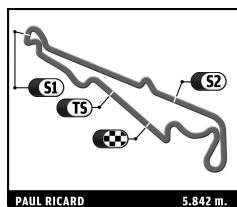
Sector Analysis

— Invalidated Lap ■ Personal Best ■ Session Best B Crossing the pit lane

Lap	Time	Sector 1	Sector 2	Sector 3	Kph	Elapsed	Lap	Time	Sector 1	Sector 2	Sector 3	Kph	Elapsed
72	Alexandre HUYS												
	Montecarlo						296 Challenge						
1	:31:54.479	...	51.240	1:08.249	3.8	1:31:54.479							
2	2:39.013	45.278	45.207	1:08.528	132.3	1:34:33.492							
3	2:33.491	42.167	45.565	1:05.759	137.0	1:37:06.983							
4	2:34.507	43.283	45.028	1:06.196	136.1	1:39:41.490							
5	2:35.668	41.926	47.224	1:06.518	135.1	1:42:17.158							
6	2:31.807	40.702	46.719	1:04.386	138.5	1:44:48.965							
7	2:28.890	39.956	44.438	1:04.496	141.3	1:47:17.855							
8	3:09.105B	46.184	52.182	1:30.739	111.2	1:50:26.960							



PASSIONE FERRARI CLUB CHALLENGE



CLUB CHALLENGE LE CASTELLET Summary of 16.03.2026

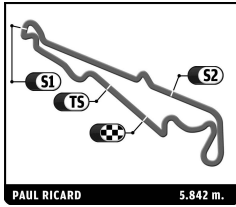
Sector Analysis

— Invalidated Lap ■ Personal Best ■ Session Best **B** Crossing the pit lane

Lap	Time	Sector 1	Sector 2	Sector 3	Kph	Elapsed	Lap	Time	Sector 1	Sector 2	Sector 3	Kph	Elapsed
73	Denis FACCIOLI												
	Ineco Reparto Corse Ram						296 Challenge						
1	34:35.218	...	41.692	1:01.992	10.1	34:35.218							
2	2:15.955	37.498	40.346	58.111	154.7	36:51.173							
3	2:13.679	36.579	39.923	57.177	157.3	39:04.852							
4	2:12.615	36.080	39.939	56.596	158.6	41:17.467							
5	2:11.509	35.955	39.163	56.391	159.9	43:28.976							
6	2:10.483	35.332	39.285	55.866	161.2	45:39.459							
7	2:10.405	35.502	39.150	55.753	161.3	47:49.864							
8	2:09.981	35.760	38.925	55.296	161.8	49:59.845							
9	2:16.592	35.717	42.531	58.344	154.0	52:16.437							
10	2:09.909	35.533	39.317	55.059	161.9	54:26.346							
11	:08:09.876 B	35.451	44.426	...	5.1	2:02:36.222							
12	3:10.371	1:14.518	46.446	1:09.407	110.5	2:05:46.593							
13	2:18.099	39.455	41.200	57.444	152.3	2:08:04.692							
14	2:15.313	36.687	39.964	58.662	155.4	2:10:20.005							
15	2:16.528	38.189	39.595	58.744	154.0	2:12:36.533							
16	2:15.791	37.385	41.263	57.143	154.9	2:14:52.324							
17	2:11.735	36.085	39.229	56.421	159.6	2:17:04.059							
18	2:11.773	36.055	39.248	56.470	159.6	2:19:15.832							
19	6:00.889 B	36.788	39.383	4:44.718	58.3	2:25:16.721							
20	2:33.309	54.139	40.310	58.860	137.2	2:27:50.030							
21	2:11.334	36.112	39.063	56.159	160.1	2:30:01.364							
22	2:11.849	36.510	39.216	56.123	159.5	2:32:13.213							
23	2:10.519	35.599	38.814	56.106	161.1	2:34:23.732							
24	2:12.447	35.710	38.584	58.153	158.8	2:36:36.179							
25	2:11.113	35.758	39.018	56.337	160.4	2:38:47.292							
26	2:34.578	53.021	44.201	57.356	136.1	2:41:21.870							
27	2:21.762	40.231	40.830	1:00.701	148.4	2:43:43.632							
28	2:12.719	37.113	39.579	56.027	158.5	2:45:56.351							
29	2:10.834	35.897	39.320	55.617	160.7	2:48:07.185							



PASSIONE FERRARI CLUB CHALLENGE



CLUB CHALLENGE LE CASTELLET Summary of 16.03.2026

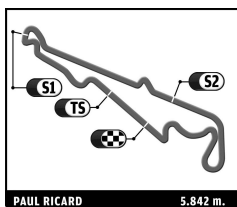
Sector Analysis

— Invalidated Lap ■ Personal Best ■ Session Best **B** Crossing the pit lane

Lap	Time	Sector 1	Sector 2	Sector 3	Kph	Elapsed	Lap	Time	Sector 1	Sector 2	Sector 3	Kph	Elapsed
75	Cristobal BOTANCH												
	Kessel Service Sa						296 Challenge						
1	31:54.911	...	50.919	1:11.400	11.0	31:54.911							
2	2:41.157	43.266	47.223	1:10.668	130.5	34:36.068							
3	2:37.668	46.214	47.361	1:04.093	133.4	37:13.736							
4	2:30.841	40.795	45.735	1:04.311	139.4	39:44.577							
5	2:27.966	40.221	44.158	1:03.587	142.1	42:12.543							
6	2:25.166	39.295	43.447	1:02.424	144.9	44:37.709							
7	2:31.612	40.677	48.375	1:02.560	138.7	47:09.321							
8	2:24.535	39.320	43.516	1:01.699	145.5	49:33.856							
9	2:21.562	38.426	42.706	1:00.430	148.6	51:55.418							
10	2:21.164	38.203	41.763	1:01.198	149.0	54:16.582							
11	2:56.859 B	39.661	46.506	1:30.692	118.9	57:13.441							
12	:08:34.204	...	1:00.655	1:23.756	5.1	2:05:47.645							
13	2:49.398	50.513	51.097	1:07.788	124.2	2:08:37.043							
14	2:38.071	43.908	48.472	1:05.691	133.0	2:11:15.114							
15	2:33.209	42.009	45.073	1:06.127	137.3	2:13:48.323							
16	2:27.877	39.309	44.228	1:04.340	142.2	2:16:16.200							
17	2:27.837	39.555	45.706	1:02.576	142.3	2:18:44.037							
18	2:48.013 B	38.977	48.229	1:20.807	125.2	2:21:32.050							
19	5:32.363	3:42.654	45.603	1:04.106	63.3	2:27:04.413							
20	2:28.869	39.701	44.704	1:04.464	141.3	2:29:33.282							
21	2:23.299	39.495	43.133	1:00.671	146.8	2:31:56.581							
22	2:19.982	37.880	42.038	1:00.064	150.2	2:34:16.563							
23	2:19.339	38.012	41.196	1:00.131	150.9	2:36:35.902							
24	2:22.631	39.964	42.111	1:00.556	147.5	2:38:58.533							
25	2:25.366	40.011	44.269	1:01.086	144.7	2:41:23.899							
26	2:32.192	40.312	44.446	1:07.434	138.2	2:43:56.091							
27	2:20.791	38.898	41.147	1:00.746	149.4	2:46:16.882							
28	2:24.390	38.229	42.871	1:03.290	145.7	2:48:41.272							
29	2:20.711	37.935	41.215	1:01.561	149.5	2:51:01.983							
30	2:18.279	37.844	41.427	59.008	152.1	2:53:20.262							
31	2:51.229 B	40.242	41.658	1:29.329	122.8	2:56:11.491							



PASSIONE FERRARI CLUB CHALLENGE



CLUB CHALLENGE LE CASTELLET Summary of 16.03.2026

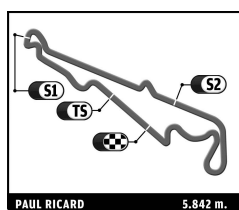
Sector Analysis

— Invalidated Lap ■ Personal Best ■ Session Best B Crossing the pit lane

Lap	Time	Sector 1	Sector 2	Sector 3	Kph	Elapsed	Lap	Time	Sector 1	Sector 2	Sector 3	Kph	Elapsed
78	Dirk SOMERS												
	FMB	296 Challenge											
1	14:53.711	...	49.340	1:11.624	23.5	14:53.711							
2	2:35.425	43.687	45.870	1:05.868	135.3	17:29.136							
3	2:25.396	40.316	42.508	1:02.572	144.6	19:54.532							
4	2:22.148	39.426	41.515	1:01.207	148.0	22:16.680							
5	2:19.651	38.323	40.984	1:00.344	150.6	24:36.331							
6	2:20.248	38.766	41.630	59.852	150.0	26:56.579							
7	2:21.576	39.736	41.765	1:00.075	148.6	29:18.155							
8	2:19.696	37.776	43.023	58.897	150.5	31:37.851							
9	2:15.868	37.381	40.379	58.108	154.8	33:53.719							
10	2:15.667	37.212	40.343	58.112	155.0	36:09.386							
11	2:33.471 B	36.805	36.428	1:20.238	137.0	38:42.857							
12	8:46.573	7:05.056	42.377	59.140	39.9	47:29.430							
13	2:17.389	39.219	40.303	57.867	153.1	49:46.819							
14	2:16.120	36.583	39.604	59.933	154.5	52:02.939							
15	2:14.183	36.296	39.820	58.067	156.7	54:17.122							
16	2:48.591 B	38.295	41.957	1:28.339	124.7	57:05.713							
17	:07:35.274	...	48.478	1:07.940	5.2	2:04:40.987							
18	2:25.859	43.009	41.676	1:01.174	144.2	2:07:06.846							
19	2:16.356	37.320	40.896	58.140	154.2	2:09:23.202							
20	2:15.518	36.806	38.965	59.747	155.2	2:11:38.720							
21	2:14.723	36.926	39.911	57.886	156.1	2:13:53.443							
22	2:19.983	38.190	40.491	1:01.302	150.2	2:16:13.426							
23	2:14.019	36.519	40.373	57.127	156.9	2:18:27.445							
24	2:14.653	37.102	39.418	58.133	156.2	2:20:42.098							
25	2:13.130	36.739	39.760	56.631	158.0	2:22:55.228							
26	2:18.550	39.919	39.505	59.126	151.8	2:25:13.778							
27	2:11.801	36.534	38.954	56.313	159.6	2:27:25.579							
28	2:41.031 B	37.338	39.984	1:23.709	130.6	2:30:06.610							
29	9:51.608	8:12.230	41.170	58.208	35.5	2:39:58.218							
30	2:18.225	38.915	39.521	59.789	152.2	2:42:16.443							
31	2:16.089	38.450	39.970	57.669	154.5	2:44:32.532							
32	2:14.127	36.646	40.240	57.241	156.8	2:46:46.659							
33	2:14.749	36.516	39.779	58.454	156.1	2:49:01.408							
34	2:16.081	36.234	39.371	1:00.476	154.5	2:51:17.489							
35	2:16.787	37.526	40.400	58.861	153.8	2:53:34.276							
36	2:47.487 B	36.869	39.955	1:30.663	125.6	2:56:21.763							



PASSIONE FERRARI CLUB CHALLENGE



CLUB CHALLENGE LE CASTELLET Summary of 16.03.2026

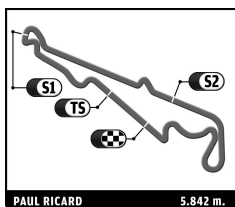
Sector Analysis

— Invalidated Lap ■ Personal Best ■ Session Best **B** Crossing the pit lane

Lap	Time	Sector 1	Sector 2	Sector 3	Kph	Elapsed	Lap	Time	Sector 1	Sector 2	Sector 3	Kph	Elapsed
82	Eirik SKEID												
	Formula Automobile Norge						296 Challenge						
1	18:32.863	...	55.287	1:12.512	18.9	18:32.863							
2	2:39.519	45.295	45.948	1:08.276	131.8	21:12.382							
3	2:28.874	45.217	43.602	1:00.055	141.3	23:41.256							
4	2:23.250	39.859	42.260	1:01.131	146.8	26:04.506							
5	2:21.834	39.016	42.016	1:00.802	148.3	28:26.340							
6	2:45.999 B	39.537	41.959	1:24.503	126.7	31:12.339							
7	17:28.353	...	41.619	59.956	20.1	48:40.692							
8	2:17.890	38.195	40.823	58.872	152.5	50:58.582							
9	2:17.783	38.058	40.832	58.893	152.6	53:16.365							
10	2:15.717	37.452	40.323	57.942	155.0	55:32.082							
11	3:27.627 B	51.245	1:00.446	1:35.936	101.3	58:59.709							
12	:04:57.147	...	50.143	1:10.998	5.4	2:03:56.856							
13	2:34.512	44.328	48.199	1:01.985	136.1	2:06:31.368							
14	2:23.034	41.738	41.639	59.657	147.0	2:08:54.402							
15	2:20.874	39.706	40.886	1:00.282	149.3	2:11:15.276							
16	2:16.995	37.689	40.942	58.364	153.5	2:13:32.271							
17	2:14.832	37.663	39.922	57.247	156.0	2:15:47.103							
18	2:15.361	37.826	40.080	57.455	155.4	2:18:02.464							
19	2:43.649 B	37.198	40.511	1:25.940	128.5	2:20:46.113							
20	5:25.483	3:47.868	40.425	57.190	64.6	2:26:11.596							
21	2:12.465	36.453	39.136	56.876	158.8	2:28:24.061							
22	2:12.891	36.592	39.924	56.375	158.3	2:30:36.952							
23	2:13.587	36.119	39.959	57.509	157.4	2:32:50.539							
24	2:13.780	36.377	39.831	57.572	157.2	2:35:04.319							
25	2:51.993 B	42.558	47.345	1:22.090	122.3	2:37:56.312							
26	7:08.952	5:25.790	45.601	57.561	49.0	2:45:05.264							
27	2:16.034	36.506	39.293	1:00.235	154.6	2:47:21.298							
28	2:12.778	36.352	40.091	56.335	158.4	2:49:34.076							
29	2:15.300	36.100	40.269	58.931	155.4	2:51:49.376							
30	2:12.187	36.241	39.464	56.482	159.1	2:54:01.563							
31	2:11.543	36.506	39.313	55.724	159.9	2:56:13.106							
32	3:01.220 B	41.641	52.687	1:26.892	116.1	2:59:14.326							



PASSIONE FERRARI CLUB CHALLENGE



CLUB CHALLENGE LE CASTELLET Summary of 16.03.2026

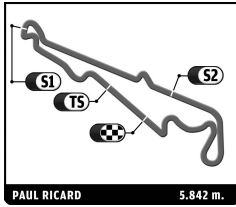
Sector Analysis

— Invalidated Lap ■ Personal Best ■ Session Best **B** Crossing the pit lane

Lap	Time	Sector 1	Sector 2	Sector 3	Kph	Elapsed	Lap	Time	Sector 1	Sector 2	Sector 3	Kph	Elapsed
088	Rachid BOUZOUBA												
	SFGE 296 Challenge												
1	:07:55.012	...	49.725	1:04.571	5.2	1:07:55.012							
2	2:20.492	39.554	42.604	58.334	149.7	1:10:15.504							
3	2:13.429	37.159	39.785	56.485	157.6	1:12:28.933							
4	2:13.307	37.392	39.431	56.484	157.8	1:14:42.240							
5	2:11.414	35.938	39.481	55.995	160.0	1:16:53.654							
6	2:45.213 B	42.228	43.455	1:19.530	127.3	1:19:38.867							
7	22:35.922	...	41.000	57.964	15.5	1:42:14.789							
8	2:12.921	36.268	39.335	57.318	158.2	1:44:27.710							
9	2:12.414	35.935	39.460	57.019	158.8	1:46:40.124							
10	2:13.714	35.918	39.427	58.369	157.3	1:48:53.838							
11	2:13.309	37.653	39.482	56.174	157.8	1:51:07.147							
12	2:25.566 B	37.296	39.921	1:08.349	144.5	1:53:32.713							
13	:14:20.910	...	47.115	1:01.989	4.7	3:07:53.623							
14	2:18.155	37.918	42.226	58.011	152.2	3:10:11.778							
15	2:25.890	37.434	42.612	1:05.844	144.2	3:12:37.668							
16	2:13.688	38.238	39.708	55.742	157.3	3:14:51.356							
17	2:13.195	36.784	39.442	56.969	157.9	3:17:04.551							
18	2:14.620	36.169	41.686	56.765	156.2	3:19:19.171							
19	2:10.951	35.876	38.833	56.242	160.6	3:21:30.122							
20	27:35.261 B	35.757	39.789	...	12.7	3:49:05.383							



PASSIONE FERRARI CLUB CHALLENGE



CLUB CHALLENGE LE CASTELLET Summary of 16.03.2026

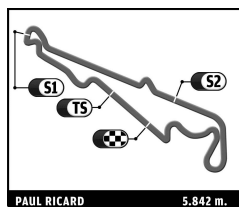
Sector Analysis

_ Invalidated Lap
 ■ Personal Best
 ■ Session Best
 B Crossing the pit lane

Lap	Time	Sector 1	Sector 2	Sector 3	Kph	Elapsed	Lap	Time	Sector 1	Sector 2	Sector 3	Kph	Elapsed
89	Mark SCHÖFFLING												
	SFGE						296 Challenge						
1	33:14.091	...	42.986	1:01.230	10.5	33:14.091							
2	2:18.264	38.300	40.810	59.154	152.1	35:32.355							
3	2:14.959	36.744	40.391	57.824	155.8	37:47.314							
4	2:18.106	38.560	40.820	58.726	152.3	40:05.420							
5	2:15.087	36.586	39.822	58.679	155.7	42:20.507							
6	2:13.883	36.580	39.802	57.501	157.1	44:34.390							
7	2:27.367 B	38.367	41.129	1:07.871	142.7	47:01.757							
8	:29:48.487	...	40.937	58.559	3.9	2:16:50.244							
9	2:16.682	37.859	40.137	58.686	153.9	2:19:06.926							
10	2:13.634	36.460	40.056	57.118	157.4	2:21:20.560							
11	2:13.054	36.581	39.370	57.103	158.1	2:23:33.614							
12	2:12.562	36.455	39.114	56.993	158.7	2:25:46.176							
13	2:30.352 B	38.565	41.808	1:09.979	139.9	2:28:16.528							
14	16:42.546	...	40.043	56.483	21.0	2:44:59.074							
15	2:12.147	35.563	39.536	57.048	159.2	2:47:11.221							
16	2:10.058	35.439	38.727	55.892	161.7	2:49:21.279							
17	2:09.890	35.310	38.758	55.822	161.9	2:51:31.169							
18	2:20.090 B	35.264	38.590	1:06.236	150.1	2:53:51.259							



PASSIONE FERRARI CLUB CHALLENGE



CLUB CHALLENGE LE CASTELLET Summary of 16.03.2026

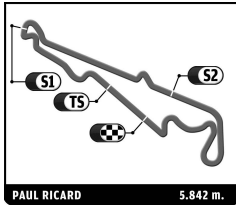
Sector Analysis

— Invalidated Lap ■ Personal Best ■ Session Best **B** Crossing the pit lane

Lap	Time	Sector 1	Sector 2	Sector 3	Kph	Elapsed	Lap	Time	Sector 1	Sector 2	Sector 3	Kph	Elapsed
096	Lenaïc RONDELET												
	Charles Pozzi Sas						296 Challenge						
1	32:35.086	...	46.199	1:07.363	10.8	32:35.086							
2	2:28.921	39.853	42.715	1:06.353	141.2	35:04.007							
3	2:21.237	39.298	41.966	59.973	148.9	37:25.244							
4	2:20.129	37.921	41.452	1:00.756	150.1	39:45.373							
5	2:20.898	39.746	41.275	59.877	149.3	42:06.271							
6	2:17.833	37.538	40.649	59.646	152.6	44:24.104							
7	2:30.572 B	37.735	41.184	1:11.653	139.7	46:54.676							
8	6:57.272	5:23.458	38.914	54.900	50.4	53:51.948							
9	2:07.316	34.901	38.039	54.376	165.2	55:59.264							
10	2:21.321 B	34.983	41.174	1:05.164	148.8	58:20.585							
11	:37:57.718	...	41.556	58.856	3.6	2:36:18.303							
12	2:14.545	37.156	40.296	57.093	156.3	2:38:32.848							
13	2:14.610	37.308	40.111	57.191	156.2	2:40:47.458							
14	2:22.446	36.361	39.895	1:06.190	147.6	2:43:09.904							
15	2:12.007	36.264	39.469	56.274	159.3	2:45:21.911							
16	2:11.214	35.930	39.590	55.694	160.3	2:47:33.125							
17	2:37.923 B	35.952	44.949	1:17.022	133.2	2:50:11.048							



PASSIONE FERRARI CLUB CHALLENGE



CLUB CHALLENGE LE CASTELLET Summary of 16.03.2026

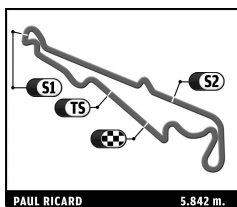
Sector Analysis

— Invalidated Lap ■ Personal Best ■ Session Best **B** Crossing the pit lane

Lap	Time	Sector 1	Sector 2	Sector 3	Kph	Elapsed	Lap	Time	Sector 1	Sector 2	Sector 3	Kph	Elapsed
96	Philippe GLADSTEIN												
	Charles Pozzi Sas						296 Challenge						
1	4:42.066	2:02.473	1:11.085	1:28.508	74.6	4:42.066							
2	2:58.154	52.688	54.090	1:11.376	118.1	7:40.220							
3	2:31.929	43.062	45.861	1:03.006	138.4	10:12.149							
4	2:29.382	40.576	44.068	1:04.738	140.8	12:41.531							
5	2:24.696	40.756	43.254	1:00.686	145.3	15:06.227							
6	2:22.182	38.479	41.718	1:01.985	147.9	17:28.409							
7	2:17.170	37.772	40.970	58.428	153.3	19:45.579							
8	2:16.058	37.558	40.687	57.813	154.6	22:01.637							
9	2:47.019 B	43.250	45.302	1:18.467	125.9	24:48.656							
10	:53:09.170	...	41.057	57.374	3.1	2:17:57.826							
11	2:19.124	38.207	41.748	59.169	151.2	2:20:16.950							
12	2:15.571	37.754	40.178	57.639	155.1	2:22:32.521							
13	2:14.226	37.406	39.634	57.186	156.7	2:24:46.747							
14	2:13.196	36.712	39.719	56.765	157.9	2:26:59.943							
15	2:50.962 B	42.511	45.421	1:23.030	123.0	2:29:50.905							



PASSIONE FERRARI CLUB CHALLENGE



CLUB CHALLENGE LE CASTELLET Summary of 16.03.2026

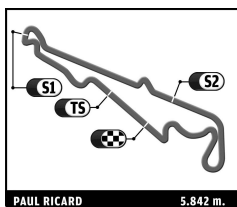
Sector Analysis

— Invalidated Lap ■ Personal Best ■ Session Best **B** Crossing the pit lane

Lap	Time	Sector 1	Sector 2	Sector 3	Kph	Elapsed	Lap	Time	Sector 1	Sector 2	Sector 3	Kph	Elapsed
101	Jan BELLENS												
	SFGE						296 Challenge						
1	21:11.663	...	43.745	1:06.144	16.5	21:11.663							
2	2:19.106	38.001	41.638	59.467	151.2	23:30.769							
3	2:18.305	37.249	41.903	59.153	152.1	25:49.074							
4	2:18.376	37.242	41.304	59.830	152.0	28:07.450							
5	2:17.395	39.406	40.283	57.706	153.1	30:24.845							
6	2:32.904	38.833	41.419	1:12.652	137.5	32:57.749							
7	2:18.209	37.735	40.910	59.564	152.2	35:15.958							
8	2:44.411 B	41.047	41.279	1:22.085	127.9	38:00.369							
9	:27:50.878	...	49.372	1:09.638	4.0	2:05:51.247							
10	2:23.565	42.979	41.561	59.025	146.5	2:08:14.812							
11	2:13.993	36.399	39.924	57.670	157.0	2:10:28.805							
12	2:23.008	37.478	40.690	1:04.840	147.1	2:12:51.813							
13	2:13.051	36.165	39.980	56.906	158.1	2:15:04.864							
14	2:49.076 B	36.376	43.903	1:28.797	124.4	2:17:53.940							
15	10:18.870	8:41.193	40.143	57.534	34.0	2:28:12.810							
16	2:11.868	35.895	39.299	56.674	159.5	2:30:24.678							
17	2:12.409	35.548	39.765	57.096	158.8	2:32:37.087							
18	3:00.016 B	39.635	48.341	1:32.040	116.8	2:35:37.103							
1	45:23.877	...	42.424	1:01.556	7.7	45:23.877							
2	2:17.761	37.885	40.545	59.331	152.7	47:41.638							
3	2:15.048	36.884	40.337	57.827	155.7	49:56.686							
4	2:14.781	36.726	39.953	58.102	156.0	52:11.467							
5	2:12.364	36.358	39.463	56.543	158.9	54:23.831							
6	2:54.028 B	36.262	43.845	1:33.921	120.8	57:17.859							
7	:44:42.129	...	40.362	58.249	3.3	2:41:59.988							
8	2:11.310	36.063	39.233	56.014	160.2	2:44:11.298							
9	2:18.738	38.494	39.466	1:00.778	151.6	2:46:30.036							
10	2:13.570	37.171	39.917	56.482	157.5	2:48:43.606							
11	2:12.763	36.189	40.794	55.780	158.4	2:50:56.369							
12	2:09.285	35.636	38.899	54.750	162.7	2:53:05.654							
13	2:09.503	35.558	38.898	55.047	162.4	2:55:15.157							
14	2:51.821 B	42.851	48.015	1:20.955	122.4	2:58:06.978							



PASSIONE FERRARI CLUB CHALLENGE



CLUB CHALLENGE LE CASTELLET Summary of 16.03.2026

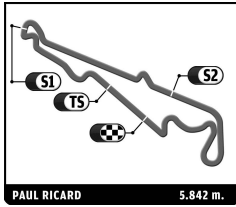
Sector Analysis

— Invalidated Lap ■ Personal Best ■ Session Best **B** Crossing the pit lane

Lap	Time	Sector 1	Sector 2	Sector 3	Kph	Elapsed	Lap	Time	Sector 1	Sector 2	Sector 3	Kph	Elapsed
107	Stéphane MIRAS												
	Charles Pozzi Sas						296 Challenge						
1	12:45.883	...	52.380	1:11.356	27.5	12:45.883							
2	2:53.213 B	46.501	46.308	1:20.404	121.4	15:39.096							
3	5:19.523	3:28.604	46.045	1:04.874	65.8	20:58.619							
4	2:24.799	40.147	42.112	1:02.540	145.2	23:23.418							
5	2:22.891	39.225	41.720	1:01.946	147.2	25:46.309							
6	2:19.426	38.255	40.493	1:00.678	150.8	28:05.735							
7	2:17.793	38.121	40.080	59.592	152.6	30:23.528							
8	2:21.710	38.194	40.840	1:02.676	148.4	32:45.238							
9	2:17.932	37.655	39.920	1:00.357	152.5	35:03.170							
10	2:15.850	36.989	39.502	59.359	154.8	37:19.020							
11	2:16.664	37.328	41.110	58.226	153.9	39:35.684							
12	2:47.839 B	37.158	49.330	1:21.351	125.3	42:23.523							
13	:32:37.613	...	47.902	1:05.404	3.8	2:15:01.136							
14	2:18.596	39.318	39.983	59.295	151.7	2:17:19.732							
15	2:26.572	36.778	44.409	1:05.385	143.5	2:19:46.304							
16	2:17.722	37.234	41.051	59.437	152.7	2:22:04.026							
17	2:16.130	36.689	39.860	59.581	154.5	2:24:20.156							
18	2:14.218	36.931	39.581	57.706	156.7	2:26:34.374							
19	2:40.459 B	37.364	40.031	1:23.064	131.1	2:29:14.833							



PASSIONE FERRARI CLUB CHALLENGE



CLUB CHALLENGE LE CASTELLET Summary of 16.03.2026

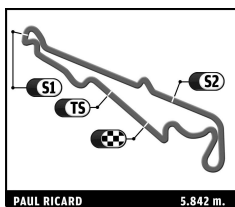
Sector Analysis

— Invalidated Lap ■ Personal Best ■ Session Best **B** Crossing the pit lane

Lap	Time	Sector 1	Sector 2	Sector 3	Kph	Elapsed	Lap	Time	Sector 1	Sector 2	Sector 3	Kph	Elapsed	
113	Albert CASELLA													
	SFGE	296 Challenge												
1	:27:54.732	...	48.257	1:03.802	4.0	1:27:54.732								
2	2:22.293	40.050	42.103	1:00.140	147.8	1:30:17.025								
3	2:24.415	40.785	41.391	1:02.239	145.6	1:32:41.440								
4	2:25.189	39.308	41.014	1:04.867	144.9	1:35:06.629								
5	2:14.944	37.094	40.084	57.766	155.9	1:37:21.573								
6	2:20.482	36.809	41.345	1:02.328	149.7	1:39:42.055								
7	2:23.226	42.145	42.541	58.540	146.8	1:42:05.281								
8	2:12.479	36.386	39.511	56.582	158.8	1:44:17.760								
9	2:12.643	37.326	39.327	55.990	158.6	1:46:30.403								
10	2:51.487 B	39.511	53.017	1:18.959	122.6	1:49:21.890								
11	:03:28.812	...	46.964	1:00.436	2.8	3:52:50.702								
12	2:12.410	36.502	39.555	56.353	158.8	3:55:03.112								
13	2:28.133 B	35.947	39.027	1:13.159	142.0	3:57:31.245								



PASSIONE FERRARI CLUB CHALLENGE



CLUB CHALLENGE LE CASTELLET Summary of 16.03.2026

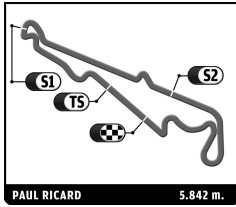
Sector Analysis

— Invalidated Lap ■ Personal Best ■ Session Best B Crossing the pit lane

Lap	Time	Sector 1	Sector 2	Sector 3	Kph	Elapsed	Lap	Time	Sector 1	Sector 2	Sector 3	Kph	Elapsed
169		Federico BRONDI											
Montecarlo		296 Challenge											
1	:57:29.038B	...	1:24.255	2:17.892	3.0	1:57:29.038							
2	59:41.675B				5.9	2:57:10.713							
3	7:18.696	5:03.029	54.640	1:21.027	47.9	3:04:29.409							
4	2:53.394	49.201	51.525	1:12.668	121.3	3:07:22.803							
5	2:45.319	46.650	46.858	1:11.811	127.2	3:10:08.122							
6	2:36.270	45.119	44.169	1:06.982	134.6	3:12:44.392							
7	2:33.309	42.489	44.751	1:06.069	137.2	3:15:17.701							
8	2:26.008	41.151	41.920	1:02.937	144.0	3:17:43.709							
9	2:23.616	39.189	42.114	1:02.313	146.4	3:20:07.325							
10	3:00.419B	39.454	42.342	1:38.623	116.6	3:23:07.744							
1	:29:52.036	...	55.398	1:14.365	3.9	1:29:52.036							
2	2:47.552	48.124	47.688	1:11.740	125.5	1:32:39.588							
3	2:38.845	42.677	45.725	1:10.443	132.4	1:35:18.433							
4	3:10.698B	43.114	45.787	1:41.797	110.3	1:38:29.131							
5	7:04.130	5:13.747	44.604	1:05.779	49.6	1:45:33.261							
6	2:58.204B	41.913	45.298	1:30.993	118.0	1:48:31.465							
7	:05:05.785	...	48.288	1:08.500	2.8	3:53:37.250							
8	2:39.074	42.750	49.325	1:06.999	132.2	3:56:16.324							
9	3:18.876B	40.068	43.083	1:55.725	105.8	3:59:35.200							



PASSIONE FERRARI CLUB CHALLENGE



CLUB CHALLENGE LE CASTELLET Summary of 16.03.2026

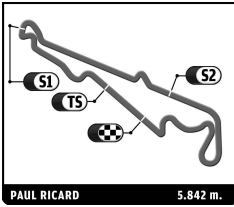
Sector Analysis

— Invalidated Lap ■ Personal Best ■ Session Best B Crossing the pit lane

Lap	Time	Sector 1	Sector 2	Sector 3	Kph	Elapsed	Lap	Time	Sector 1	Sector 2	Sector 3	Kph	Elapsed
177	Amir BAKSHI												
	SFGE						296 Challenge						
1	12:26.801	...	49.955	1:08.861	28.2	12:26.801							
2	2:28.238	41.450	43.206	1:03.582	141.9	14:55.039							
3	2:21.738	39.841	41.484	1:00.413	148.4	17:16.777							
4	2:17.770	38.279	40.406	59.085	152.7	19:34.547							
5	2:17.082	37.994	40.394	58.694	153.4	21:51.629							
6	2:44.694 B	42.634	44.465	1:17.595	127.7	24:36.323							
7	4:09.791	2:28.265	41.297	1:00.229	84.2	28:46.114							
8	2:16.022	37.558	39.952	58.512	154.6	31:02.136							
9	2:14.962	36.692	39.647	58.623	155.8	33:17.098							
10	2:16.014	37.506	40.114	58.394	154.6	35:33.112							
11	2:31.022 B	38.315	40.821	1:11.886	139.3	38:04.134							
12	:29:57.125	...	47.885	1:07.073	3.9	2:08:01.259							
13	2:18.426	38.068	40.827	59.531	151.9	2:10:19.685							
14	2:16.043	37.725	39.787	58.531	154.6	2:12:35.728							
15	2:20.312	37.524	41.733	1:01.055	149.9	2:14:56.040							
16	2:15.727	36.872	39.881	58.974	155.0	2:17:11.767							
17	2:31.442	36.824	47.560	1:07.058	138.9	2:19:43.209							
18	2:14.294	36.981	39.721	57.592	156.6	2:21:57.503							
19	2:12.849	36.907	39.185	56.757	158.3	2:24:10.352							
20	2:14.275	36.631	39.334	58.310	156.6	2:26:24.627							
21	2:32.618 B	40.428	40.021	1:12.169	137.8	2:28:57.245							
1	47:05.689	...	44.567	1:01.065	7.4	47:05.689							
2	2:19.136	38.240	41.170	59.726	151.2	49:24.825							
3	2:21.689	38.555	41.839	1:01.295	148.4	51:46.514							
4	2:19.918	38.234	41.248	1:00.436	150.3	54:06.432							
5	2:49.431 B	37.228	41.280	1:30.923	124.1	56:55.863							
6	:42:41.986	...	43.183	1:00.875	3.4	2:39:37.849							
7	2:16.756	37.130	40.636	58.990	153.8	2:41:54.605							
8	2:15.104	36.954	40.515	57.635	155.7	2:44:09.709							
9	2:15.170	36.804	40.726	57.640	155.6	2:46:24.879							
10	2:24.953	41.531	42.644	1:00.778	145.1	2:48:49.832							
11	2:16.541	36.987	41.182	58.372	154.0	2:51:06.373							
12	2:15.704	36.961	40.545	58.198	155.0	2:53:22.077							
13	2:38.160 B	37.187	40.052	1:20.921	133.0	2:56:00.237							



PASSIONE FERRARI CLUB CHALLENGE



CLUB CHALLENGE LE CASTELLET Summary of 16.03.2026

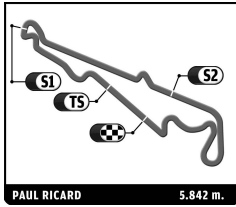
Sector Analysis

— Invalidated Lap ■ Personal Best ■ Session Best B Crossing the pit lane

Lap	Time	Sector 1	Sector 2	Sector 3	Kph	Elapsed	Lap	Time	Sector 1	Sector 2	Sector 3	Kph	Elapsed
181		Atrijom ANDREEV											
		Ferrari Praga						296 Challenge					
1	:30:51.280	...	1:02.016	1:23.673	3.9	1:30:51.280							
2	3:11.131	52.406	55.865	1:22.860	110.0	1:34:02.411							
3	3:02.409	52.179	55.203	1:15.027	115.3	1:37:04.820							
4	2:54.944	50.984	50.958	1:13.002	120.2	1:39:59.764							
5	:29:51.675 B	48.194	51.537	...	3.9	3:09:51.439							
6	3:16.029	1:09.904	51.920	1:14.205	107.3	3:13:07.468							
7	2:52.214	50.051	49.203	1:12.960	122.1	3:15:59.682							
8	2:43.320	46.713	46.980	1:09.627	128.8	3:18:43.002							



PASSIONE FERRARI CLUB CHALLENGE



CLUB CHALLENGE LE CASTELLET Summary of 16.03.2026

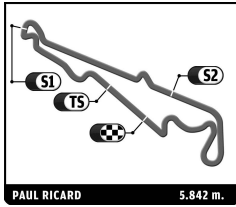
Sector Analysis

— Invalidated Lap ■ Personal Best ■ Session Best **B** Crossing the pit lane

Lap	Time	Sector 1	Sector 2	Sector 3	Kph	Elapsed	Lap	Time	Sector 1	Sector 2	Sector 3	Kph	Elapsed
313	Martin NELSON												
	Autoropa						488 Challenge Evo						
1	13:40.052	...	53.854	1:06.500	25.6	13:40.052							
2	2:22.589	40.355	42.724	59.510	147.5	16:02.641							
3	2:21.377	37.929	43.927	59.521	148.8	18:24.018							
4	2:16.991	38.752	39.946	58.293	153.5	20:41.009							
5	2:12.027	36.499	39.204	56.324	159.3	22:53.036							
6	2:57.776 B	41.361	50.854	1:25.561	118.3	25:50.812							
7	20:13.559	...	42.410	58.104	17.3	46:04.371							
8	2:09.945	35.632	38.513	55.800	161.8	48:14.316							
9	2:09.563	35.369	38.676	55.518	162.3	50:23.879							
10	2:09.017	35.498	38.238	55.281	163.0	52:32.896							
11	2:27.599	40.086	44.437	1:03.076	142.5	55:00.495							
12	2:47.000 B	35.451	51.020	1:20.529	125.9	57:47.495							
13	:13:15.337	...	43.979	57.198	4.8	2:11:02.832							
14	2:10.899	36.236	38.876	55.787	160.7	2:13:13.731							
15	2:11.016	36.112	39.337	55.567	160.5	2:15:24.747							
16	2:10.684	35.847	38.999	55.838	160.9	2:17:35.431							
17	2:11.641	35.719	38.829	57.093	159.8	2:19:47.072							
18	2:11.940	37.046	39.386	55.508	159.4	2:21:59.012							
19	2:57.870 B	36.543	57.104	1:24.223	118.2	2:24:56.882							



PASSIONE FERRARI CLUB CHALLENGE



CLUB CHALLENGE LE CASTELLET Summary of 16.03.2026

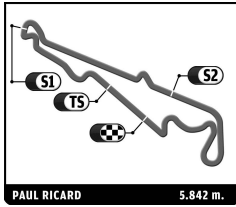
Sector Analysis

_ Invalidated Lap
 ■ Personal Best
 ■ Session Best
 B Crossing the pit lane

Lap	Time	Sector 1	Sector 2	Sector 3	Kph	Elapsed	Lap	Time	Sector 1	Sector 2	Sector 3	Kph	Elapsed	
331	Pierre LADOW													
	Autoropa						296 Challenge							
1	:16:41.422	...	48.052	1:05.097	4.6	1:16:41.422								
2	2:28.066	43.057	43.051	1:01.958	142.0	1:19:09.488								
3	2:22.997	39.942	40.835	1:02.220	147.1	1:21:32.485								
4	2:18.939	38.957	40.543	59.439	151.4	1:23:51.424								
5	2:16.240	37.291	40.182	58.767	154.4	1:26:07.664								
6	2:14.659	37.295	39.959	57.405	156.2	1:28:22.323								
7	2:35.394 B	37.121	39.923	1:18.350	135.3	1:30:57.717								
8	:32:29.121	...	51.233	1:00.691	3.8	3:03:26.838								
9	2:24.900	42.663	42.531	59.706	145.1	3:05:51.738								
10	2:20.044	37.506	40.777	1:01.761	150.2	3:08:11.782								
11	2:15.978	36.865	40.242	58.871	154.7	3:10:27.760								
12	2:20.075	37.793	40.690	1:01.592	150.1	3:12:47.835								
13	2:17.254	39.659	40.524	57.071	153.2	3:15:05.089								
14	2:15.009	37.567	39.820	57.622	155.8	3:17:20.098								
15	2:13.650	36.646	40.090	56.914	157.4	3:19:33.748								
16	2:12.846	36.553	39.721	56.572	158.3	3:21:46.594								
17	3:08.498 B	37.510	39.819	1:51.169	111.6	3:24:55.092								



PASSIONE FERRARI CLUB CHALLENGE



CLUB CHALLENGE LE CASTELLET Summary of 16.03.2026

Sector Analysis

— Invalidated Lap ■ Personal Best ■ Session Best **B** Crossing the pit lane

Lap	Time	Sector 1	Sector 2	Sector 3	Kph	Elapsed	Lap	Time	Sector 1	Sector 2	Sector 3	Kph	Elapsed
-----	------	----------	----------	----------	-----	---------	-----	------	----------	----------	----------	-----	---------

333

Jonas BOSTROM

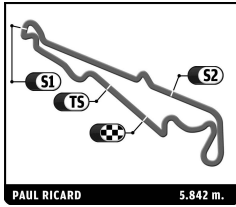
Autoropa

296 Challenge

1	:19:32.098	...	51.173	1:04.075	4.4	1:19:32.098							
2	2:29.676	43.029	43.556	1:03.091	140.5	1:22:01.774							
3	2:27.680	41.091	42.692	1:03.897	142.4	1:24:29.454							
4	2:24.144	40.905	41.926	1:01.313	145.9	1:26:53.598							
5	2:24.380	40.161	41.692	1:02.527	145.7	1:29:17.978							
6	2:24.435	39.116	43.300	1:02.019	145.6	1:31:42.413							
7	2:21.826	39.131	41.098	1:01.597	148.3	1:34:04.239							
8	2:26.075	42.316	42.028	1:01.731	144.0	1:36:30.314							
9	2:21.955	39.177	42.559	1:00.219	148.2	1:38:52.269							
10	2:23.080	40.733	42.267	1:00.080	147.0	1:41:15.349							
11	2:20.111	37.615	41.144	1:01.352	150.1	1:43:35.460							
12	2:56.689 B	39.735	42.883	1:34.071	119.0	1:46:32.149							
13	:31:10.725	...	41.357	1:01.300	3.8	3:17:42.874							
14	2:17.668	37.717	41.506	58.445	152.8	3:20:00.542							
15	2:19.396	37.983	41.322	1:00.091	150.9	3:22:19.938							
16	2:52.250 B	37.774	43.027	1:31.449	122.1	3:25:12.188							
17	28:09.925	...	50.724	1:03.167	12.4	3:53:22.113							
18	2:27.541	43.353	42.627	1:01.561	142.5	3:55:49.654							
19	2:43.048 B	38.117	42.671	1:22.260	129.0	3:58:32.702							



PASSIONE FERRARI CLUB CHALLENGE



CLUB CHALLENGE LE CASTELLET Summary of 16.03.2026

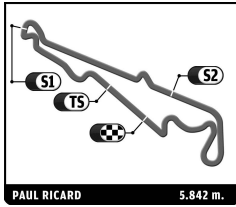
Sector Analysis

— Invalidated Lap ■ Personal Best ■ Session Best **B** Crossing the pit lane

Lap	Time	Sector 1	Sector 2	Sector 3	Kph	Elapsed	Lap	Time	Sector 1	Sector 2	Sector 3	Kph	Elapsed
680	Henrik WOLLSEN												
	Autoropa						296 Challenge						
1	:36:32.136	...	1:04.606	1:34.085	3.6	1:36:32.136							
2	3:26.600	1:01.523	58.677	1:26.400	101.8	1:39:58.736							
3	3:06.600	54.774	52.167	1:19.659	112.7	1:43:05.336							
4	3:10.491	54.121	58.108	1:18.262	110.4	1:46:15.827							
5	3:21.175	53.165	1:04.423	1:23.587	104.5	1:49:37.002							
6	3:23.004 B	52.927	51.802	1:38.275	103.6	1:53:00.006							
7	:00:28.858	...	53.101	1:20.896	2.9	3:53:28.864							
8	2:54.312	49.375	48.755	1:16.182	120.7	3:56:23.176							
9	3:29.388 B	51.706	49.065	1:48.617	100.4	3:59:52.564							
1	:09:52.365	...	52.687	1:02.826	5.0	1:09:52.365							
2	2:15.271	37.876	40.344	57.051	155.5	1:12:07.636							
3	2:13.103	36.868	39.725	56.510	158.0	1:14:20.739							
4	2:23.198 B	36.606	40.108	1:06.484	146.9	1:16:43.937							
5	8:14.250	6:12.819	52.104	1:09.327	42.6	1:24:58.187							
6	2:53.537 B	39.491	44.742	1:29.304	121.2	1:27:51.724							



PASSIONE FERRARI CLUB CHALLENGE



CLUB CHALLENGE LE CASTELLET Summary of 16.03.2026

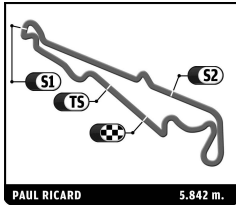
Sector Analysis

_ Invalidated Lap
 ■ Personal Best
 ■ Session Best
 B Crossing the pit lane

Lap	Time	Sector 1	Sector 2	Sector 3	Kph	Elapsed	Lap	Time	Sector 1	Sector 2	Sector 3	Kph	Elapsed
830		Jean Edern HURSTEL Charles Pozzi Sas 296 Challenge											
1	:53:26.904	...	53.214	1:32.900	3.1	1:53:26.904							
2	5:01.592 B	1:22.271	1:31.934	2:07.387	69.7	1:58:28.496							
3	6:10.640	4:05.124	51.072	1:14.444	56.7	2:04:39.136							
4	3:11.467 B	52.660	51.993	1:26.814	109.8	2:07:50.603							
5	:45:46.111	...	56.107	1:16.747	3.3	3:53:36.714							
6	2:46.750	48.711	47.707	1:10.332	126.1	3:56:23.464							
7	3:22.591 B	50.061	48.540	1:43.990	103.8	3:59:46.055							
1	:04:31.100	...	1:15.131	1:45.100	1.9	3:04:31.100							
2	4:27.762	1:09.519	1:22.709	1:55.534	78.5	3:08:58.862							
3	4:16.065	1:06.150	1:19.639	1:50.276	82.1	3:13:14.927							
4	4:35.809 B	1:13.694	1:19.184	2:02.931	76.3	3:17:50.736							



PASSIONE FERRARI CLUB CHALLENGE



CLUB CHALLENGE LE CASTELLET Summary of 16.03.2026

Sector Analysis

— Invalidated Lap ■ Personal Best ■ Session Best **B** Crossing the pit lane

Lap	Time	Sector 1	Sector 2	Sector 3	Kph	Elapsed	Lap	Time	Sector 1	Sector 2	Sector 3	Kph	Elapsed
-----	------	----------	----------	----------	-----	---------	-----	------	----------	----------	----------	-----	---------

888

Bartolomej ROSTEK

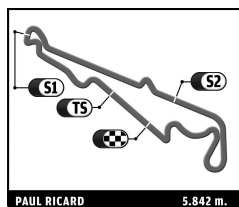
Ferrari Warszawa

296 Challenge

1	29:52.969	...	45.198	59.930	11.7	29:52.969
2	2:20.323	39.408	41.206	59.709	149.9	32:13.292
3	2:22.663	40.047	40.953	1:01.663	147.4	34:35.955
4	2:25.981	43.014	43.138	59.829	144.1	37:01.936
5	2:17.095	38.281	40.354	58.460	153.4	39:19.031
6	2:13.569	37.066	40.066	56.437	157.5	41:32.600
7	2:13.235	36.773	40.090	56.372	157.9	43:45.835
8	2:23.089	40.249	41.128	1:01.712	147.0	46:08.924
9	2:14.237	37.203	39.884	57.150	156.7	48:23.161
10	:12:09.694 B	37.499	40.293	...	4.9	2:00:32.855
11	2:49.486	1:06.253	44.338	58.895	124.1	2:03:22.341
12	2:23.670	36.684	41.711	1:05.275	146.4	2:05:46.011
13	2:11.909	36.509	38.785	56.615	159.4	2:07:57.920
14	7:28.743 B	35.991	40.075	6:12.677	46.9	2:15:26.663
15	2:43.405	1:02.986	40.933	59.486	128.7	2:18:10.068
16	2:14.587	37.129	40.062	57.396	156.3	2:20:24.655
17	2:13.237	36.651	39.536	57.050	157.8	2:22:37.892
18	2:12.549	36.760	39.653	56.136	158.7	2:24:50.441
19	4:44.466 B	42.536	45.414	3:16.516	73.9	2:29:34.907
20	2:53.602	1:04.483	46.609	1:02.510	121.1	2:32:28.509
21	2:22.428	40.505	42.904	59.019	147.7	2:34:50.937
22	2:12.471	36.536	39.390	56.545	158.8	2:37:03.408
23	2:20.931	36.565	43.773	1:00.593	149.2	2:39:24.339
24	2:13.624	37.217	39.751	56.656	157.4	2:41:37.963
25	2:13.812	36.873	39.767	57.172	157.2	2:43:51.775
26	2:12.898	36.448	40.112	56.338	158.3	2:46:04.673
27	2:11.029	36.026	39.247	55.756	160.5	2:48:15.702
28	2:36.063	36.405	39.144	1:20.514	134.8	2:50:51.765



PASSIONE FERRARI CLUB CHALLENGE



CLUB CHALLENGE LE CASTELLET Summary of 16.03.2026

Sector Analysis

— Invalidated Lap ■ Personal Best ■ Session Best **B** Crossing the pit lane

Lap	Time	Sector 1	Sector 2	Sector 3	Kph	Elapsed	Lap	Time	Sector 1	Sector 2	Sector 3	Kph	Elapsed	
980	Cristian APPELBERG													
	Autoropa						296 Challenge							
1	:35:14.514	...	51.733	1:07.708	3.7	1:35:14.514								
2	2:22.933	39.800	41.893	1:01.240	147.1	1:37:37.447								
3	2:22.613	39.532	41.092	1:01.989	147.5	1:40:00.060								
4	2:21.537	39.271	41.795	1:00.471	148.6	1:42:21.597								
5	2:18.970	37.869	41.481	59.620	151.3	1:44:40.567								
6	2:15.855	37.032	40.576	58.247	154.8	1:46:56.422								
7	2:14.927	36.898	39.725	58.304	155.9	1:49:11.349								
8	2:17.765	37.124	42.580	58.061	152.7	1:51:29.114								
9	3:06.488 B	37.464	39.814	1:49.210	112.8	1:54:35.602								
10	:13:11.455	...	47.825	1:07.313	4.8	3:07:47.057								
11	2:24.023	39.611	42.903	1:01.509	146.0	3:10:11.080								
12	2:16.065	37.293	39.800	58.972	154.6	3:12:27.145								
13	2:14.432	37.008	38.964	58.460	156.4	3:14:41.577								
14	2:13.330	36.745	39.102	57.483	157.7	3:16:54.907								
15	2:11.638	36.167	39.562	55.909	159.8	3:19:06.545								
16	2:35.865 B	36.756	41.806	1:17.303	134.9	3:21:42.410								
17	33:15.310	...	44.643	59.899	10.5	3:54:57.720								
18	2:16.083	36.550	39.993	59.540	154.5	3:57:13.803								
19	3:00.273 B	40.670	42.215	1:37.388	116.7	4:00:14.076								