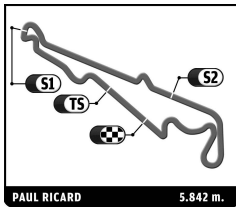


FERRARI CHALLENGE LE CASTELLET Group B - Test 1

Sector Analysis

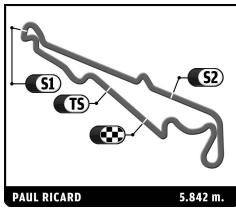
Table with columns: Lap, Time, Sector 1, Sector 2, Sector 3, T.Sp, Elapsed. Includes driver names like Bradley YATES, Sergio PAULET, Gilbert YATES, and Max MUGELLI.



FERRARI CHALLENGE LE CASTELLET Group B - Test 1

Sector Analysis

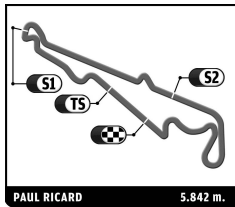
Table with columns: Lap, Time, Sector 1, Sector 2, Sector 3, T.Spd, Elapsed. Includes driver profiles for Danilo DEL FAVERO, Herbert GEISS, Joseph DEAN, Anders BIDSTRUP, and Jacob BIDSTRUP.



FERRARI CHALLENGE LE CASTELLET Group B - Test 1

Sector Analysis

Table with columns: Lap, Time, Sector 1, Sector 2, Sector 3, T.Spd, Elapsed. Includes driver profiles for Nobuhiro IMADA (44), Otto BLANK (71), and Giacomo RINALDO (75).



FERRARI CHALLENGE LE CASTELLET Group B - Test 1

Sector Analysis

— Invalidated Lap ■ Personal Best ■ Session Best B Crossing the pit lane

Table with 14 columns: Lap, Time, Sector 1, Sector 2, Sector 3, T.Spd, Elapsed. Contains data for multiple laps and drivers.

77 Gilles RENMANS BEL Francorchamps Motors Brussels

Table with 7 columns: Lap, Time, Sector 1, Sector 2, Sector 3, T.Spd, Elapsed. Contains data for driver Gilles Renmans.

78 Mike DEWHIRST GBR Dick Lovett Swindon

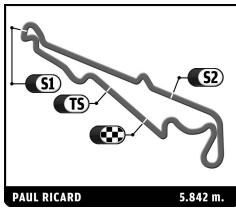
Table with 7 columns: Lap, Time, Sector 1, Sector 2, Sector 3, T.Spd, Elapsed. Contains data for driver Mike Dewhirst.

93 Manuela GOSTNER ITA Ineco

Table with 14 columns: Lap, Time, Sector 1, Sector 2, Sector 3, T.Spd, Elapsed. Contains data for driver Manuela Gostner.

94 Carl RUNEFELT SWE Autoropa Racing

Table with 7 columns: Lap, Time, Sector 1, Sector 2, Sector 3, T.Spd, Elapsed. Contains data for driver Carl Runefelt.



FERRARI CHALLENGE LE CASTELLET Group B - Test 1

Sector Analysis

Table with 14 columns: Lap, Time, Sector 1, Sector 2, Sector 3, T.Spd, Elapsed. Contains lap data for driver 127.

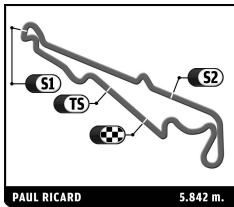
Driver profile for 127 Alexandre LIMA, FBO - NACentE Racing. Includes a table of lap times and sector data.

Driver profile for 132 Tibor VALINT, Rossocorsa. Includes a table of lap times and sector data.

Table with 14 columns: Lap, Time, Sector 1, Sector 2, Sector 3, T.Spd, Elapsed. Contains lap data for driver 170.

Driver profile for 170 Ken ABE, Formula Racing. Includes a table of lap times and sector data.

Driver profile for 175 Sven SCHÖMER, Penske Sportwagen Hamburg. Includes a table of lap times and sector data.



FERRARI CHALLENGE LE CASTELLET Group B - Test 1

Sector Analysis

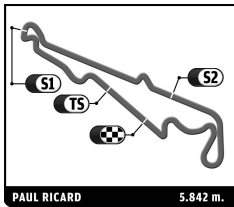
Table with columns: Lap, Time, Sector 1, Sector 2, Sector 3, T.Spd, Elapsed. Includes driver profiles for Jan SANDMANN (186), Fons SCHELTEMA (177), and Eric CHEUNG (198) with their respective lap times and sector data.



FERRARI
CHALLENGE



RICHARD MILLE



FERRARI CHALLENGE
LE CASTELLET
Group B - Test 1

Sector Analysis

— Invalidated Lap ■ Personal Best ■ Session Best B Crossing the pit lane

Lap	Time	Sector 1	Sector 2	Sector 3	T.Spd	Elapsed	Lap	Time	Sector 1	Sector 2	Sector 3	T.Spd	Elapsed
8	7:16.483	5:43.607	38.624	54.252	128.1	32:14.167							
9	2:05.824	34.587	37.560	53.677	259.0	34:19.991							
10	2:10.909	34.748	38.676	57.485	259.0	36:30.900							
11	2:18.320B	37.067	39.693	1:01.560	246.0	38:49.220							
12	9:30.759	7:43.512	45.241	1:02.006	79.1	48:19.979							
13	2:15.622	37.784	40.276	57.562	254.7	50:35.601							
14	2:14.095	36.026	39.908	58.161	257.1	52:49.696							
15	2:10.991	35.627	39.902	55.462	257.8	55:00.687							
16	2:35.976B	39.182	47.031	1:09.763	228.8	57:36.663							
17	7:24.750	5:46.872	39.649	58.229	112.7	1:05:01.413							
18	2:10.812	35.918	39.126	55.768	258.4	1:07:12.225							
19	2:08.972	34.967	38.764	55.241	259.0	1:09:21.197							
20	2:17.107	35.381	39.680	1:02.046	259.6	1:11:38.304							
21	2:14.820B	35.310	39.028	1:00.482	259.6	1:13:53.124							
22	27:07.729	...	46.177	58.797	111.5	1:41:00.853							
23	2:13.115	35.854	40.956	56.305	257.1	1:43:13.968							
24	2:09.061	35.650	38.511	54.900	257.1	1:45:23.029							
25	2:08.970	35.248	38.501	55.221	259.0	1:47:31.999							
26	2:07.778	34.914	38.222	54.642	259.0	1:49:39.777							
27	<u>2:07.923</u>	35.208	<u>38.228</u>	54.487	259.6	1:51:47.700							
28	2:49.259B	35.877	56.365	1:17.017	260.9	1:54:36.959							