

COPPA SHELL LE CASTELLET Race 2

Sector Analysis

Invalidated Lap

Personal Best

Session Best

Crossing the pit lane

Table for driver Stephen EARLE (Lap 100) showing lap times and sector data.

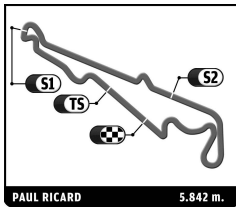
Table for driver Andreas KÖNIG (Lap 104) showing lap times and sector data.

Table for driver Paolo SCUDIERI (Lap 101) showing lap times and sector data.

Table for driver Jean RYU (Lap 108) showing lap times and sector data.

Table for driver BORIS GIDEON (Lap 103) showing lap times and sector data.

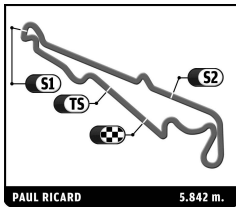
Table for driver Henrik KAMSTRUP (Lap 113) showing lap times and sector data.



COPPA SHELL LE CASTELLET Race 2

Sector Analysis

Table with columns: Lap, Time, Sector 1, Sector 2, Sector 3, T.Sp, Elapsed. Rows include drivers Masaru YONEDA, Shintaro AKATSU, Alexandre LIMA, Lisa CLARK, Charles CHAN, and Pino FRASCARO with their respective lap times and sector data.



COPPA SHELL  
LE CASTELLET  
Race 2

Sector Analysis

_ Invalidated Lap							■ Personal Best							■ Session Best							B Crossing the pit lane						
Lap	Time	Sector 1	Sector 2	Sector 3	T.Spd	Elapsed	Lap	Time	Sector 1	Sector 2	Sector 3	T.Spd	Elapsed	Lap	Time	Sector 1	Sector 2	Sector 3	T.Spd	Elapsed	Lap	Time	Sector 1	Sector 2	Sector 3	T.Spd	Elapsed
9	2:11.061	35.855	38.684	56.522	257.8	19:54.270	9	<u>2:09.891</u>	35.314	<u>38.454</u>	56.123	257.8	19:35.161														
10	2:08.629	35.725	<b>38.372</b>	<b>54.532</b>	257.8	22:02.899	10	<u>2:10.790</u>	35.784	<u>38.963</u>	56.043	258.4	21:45.951														
11	<u>2:07.733</u>	35.139	<u>37.978</u>	54.616	255.9	24:10.632	11	2:10.489	35.589	39.154	55.746	258.4	23:56.440														
12	<b>2:08.319</b>	<b>34.766</b>	38.496	55.057	259.0	26:18.951	12	2:10.421	35.233	39.011	56.177	257.8	26:06.861														
13	2:09.094	35.258	38.768	55.068	256.5	28:28.045	13	2:10.463	35.722	38.968	55.773	257.8	28:17.324														
14	2:09.171	35.460	38.431	55.280	257.1	30:37.216	14	2:10.222	35.919	38.805	55.498	258.4	30:27.546														
15	2:11.288	35.982	39.053	56.253	259.6	32:48.504	15	2:09.856	35.586	<b>38.394</b>	55.876	257.8	32:37.402														
16	2:10.971	36.259	39.072	55.640	256.5	34:59.475	16	2:09.951	35.506	38.712	55.733	258.4	34:47.353														

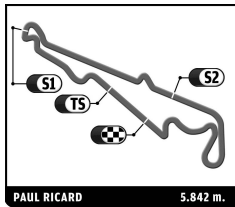
150 Alvaro RAMOS PRT							175 Sven SCHÖMER DEU						
Santogal - Araujo Competição Ferrari 296 Challenge							Penske Sportwagen Hamburg Ferrari 296 Challenge						
1	2:27.392	47.503	43.186	56.703		2:27.392							
2	2:12.085	35.961	39.415	56.709	257.8	4:39.477							
3	<b>2:10.493</b>	<b>35.825</b>	<b>38.622</b>	<b>56.046</b>	262.8	6:49.970							
4	2:11.491	35.984	38.706	56.801	262.1	9:01.461							
5	2:12.066	36.278	39.115	56.673	257.8	11:13.527							
6	<u>2:15.334</u>	<u>37.376</u>	40.770	57.188	257.1	13:28.861							
7	2:12.913	36.266	39.630	57.017	260.2	15:41.774							
8	2:14.511	37.266	40.413	56.832	253.5	17:56.285							
9	2:13.142	36.475	39.314	57.353	261.5	20:09.427							
10	2:14.030	36.334	39.750	57.946	260.2	22:23.457							
11	2:13.553	36.244	39.864	57.445	260.2	24:37.010							
12	2:14.931	36.743	39.978	58.210	259.0	26:51.941							
13	2:14.441	36.537	39.796	58.108	259.0	29:06.382							
14	2:15.177	36.961	40.652	57.564	259.6	31:21.559							
15	2:14.414	36.841	39.512	58.061	257.1	33:35.973							
16	2:14.559	36.997	39.888	57.674	255.9	35:50.532							

155 Friedrich MÜLLER AUT							177 Fons SCHELTEMA NLD						
Gohm Motorsport - Engstler Ferrari 296 Challenge							Kessel Racing Ferrari 296 Challenge						
1	2:22.705			55.640		2:22.705							
2	2:09.750	35.565	38.948	55.237	260.2	4:32.455							
3	2:09.212	35.623	38.600	54.989	261.5	6:41.667							
4	2:10.375	35.409	38.885	56.081	262.1	8:52.042							
5	2:09.505	35.441	38.785	55.279	260.2	11:01.547							
6	2:09.841	35.360	39.176	55.305	260.9	13:11.388							
7	2:12.281	35.718	40.793	55.770	260.2	15:23.669							
8	2:10.169	36.293	38.768	55.108	260.9	17:33.838							
9	2:09.544	35.549	38.806	55.189	259.0	19:43.382							
10	2:09.893	35.350	38.917	55.626	259.6	21:53.275							
11	2:08.833	<b>35.292</b>	38.617	54.924	259.0	24:02.108							
12	2:08.895	35.301	38.643	54.951	258.4	26:11.003							
13	2:10.040	36.427	39.164	<b>54.449</b>	259.6	28:21.043							
14	<b>2:08.748</b>	35.479	<b>38.506</b>	54.763	258.4	30:29.791							
15	2:09.739	35.531	38.934	55.274	259.0	32:39.530							
16	<u>2:10.311</u>	<u>35.627</u>	38.970	55.714	259.0	34:49.841							

170 Ken SETO JPN							186 Jan SANDMANN DEU						
Formula Racing Ferrari 296 Challenge							Kessel Racing Ferrari 296 Challenge						
1	2:18.633	42.970	40.695	<b>54.968</b>		2:18.633							
2	2:09.033	35.254	38.493	55.286	260.2	4:27.666							
3	<b>2:09.003</b>	35.090	38.907	55.006	258.4	6:36.669							
4	2:09.204	<b>35.075</b>	39.014	55.115	259.0	8:45.873							
5	2:09.582	35.349	38.519	55.714	258.4	10:55.455							
6	2:09.289	35.093	38.802	55.394	257.1	13:04.744							
7	<u>2:10.803</u>	35.313	<u>39.254</u>	56.236	256.5	15:15.547							
8	2:09.723	35.310	38.732	55.681	257.8	17:25.270							



COPPA SHELL  
LE CASTELLET  
Race 2

Sector Analysis

Lap	Time	Sector 1	Sector 2	Sector 3	T.Spd	Elapsed	Lap	Time	Sector 1	Sector 2	Sector 3	T.Spd	Elapsed
9	2:08.608	35.190	38.149	55.269	264.7	19:18.963	9	2:08.554	34.908	38.164	55.482	261.5	19:18.720
10	2:08.910	35.635	38.271	55.004	257.1	21:27.873	10	2:09.014	35.391	38.175	55.448	260.9	21:27.734
11	<u>2:08.093</u>	35.502	38.056	<u>54.535</u>	255.9	23:35.966	11	<u>2:08.863</u>	35.307	<u>38.095</u>	55.461	260.9	23:36.597
12	2:07.129	34.768	38.357	54.004	260.9	25:43.095	12	2:09.667	35.338	38.157	56.172	261.5	25:46.264
13	2:06.779	34.601	38.437	53.741	260.2	27:49.874	13	2:08.924	35.624	38.406	54.894	261.5	27:55.188
14	2:06.962	34.647	38.050	54.265	259.6	29:56.836	14	2:07.994	35.747	37.894	54.353	260.2	30:03.182
15	2:06.605	34.929	37.794	53.882	259.6	32:03.441	15	2:07.209	35.073	37.844	54.292	260.2	32:10.391
16	2:06.698	34.741	<b>37.716</b>	54.241	259.6	34:10.139	16	<u>2:08.338</u>	35.127	<u>38.364</u>	54.847	259.6	34:18.729

**189** Leon RIJNBEEK NLD  
Scuderia Feser-Graf Ferrari 296 Challenge

1	2:27.908	46.345	44.174	57.389		2:27.908
2	2:11.956	35.868	39.426	56.662	263.4	4:39.864
3	2:11.115	35.912	38.647	56.556	258.4	6:50.979
4	2:11.012	36.296	<b>38.293</b>	56.423	255.3	9:01.991
5	2:11.637	36.296	39.005	56.336	259.0	11:13.628
6	2:10.937	35.801	39.533	55.603	249.4	13:24.565
7	2:11.458	36.103	39.181	56.174	262.1	15:36.023
8	2:12.547	37.176	39.536	55.835	262.8	17:48.570
9	<u>2:10.193</u>	35.332	<u>39.092</u>	55.769	259.6	19:58.763
10	<b>2:09.644</b>	<b>35.210</b>	38.823	55.611	259.6	22:08.407
11	2:29.530B	36.032	42.417	1:11.081	260.2	24:37.937
12	2:56.325	1:19.234	40.865	56.226	124.0	27:34.262
13	2:09.794	35.433	38.892	<b>55.469</b>	258.4	29:44.056
14	2:10.714	35.751	38.742	56.221	258.4	31:54.770
15	2:10.407	35.507	38.808	56.092	259.0	34:05.177
16	<u>2:10.380</u>	35.717	38.461	<u>56.202</u>	257.8	36:15.557

**199** Aleksei KOMAROV GRC  
Scuderia Praha Racing Ferrari 296 Challenge

1	2:25.911	46.224	43.142	56.545		2:25.911
2	<u>2:12.116</u>	35.930	40.168	<u>56.018</u>	264.1	4:38.027
3	2:10.979	35.629	39.161	56.189	262.8	6:49.006
4	2:10.603	<b>35.559</b>	38.698	56.346	264.1	8:59.609
5	2:12.636	36.833	39.532	56.271	262.8	11:12.245
6	<u>2:11.680</u>	<u>35.852</u>	39.420	56.401	262.1	13:23.925
7	2:11.901	36.085	39.583	56.233	262.1	15:35.826
8	<u>2:13.911</u>	36.782	<u>40.497</u>	56.632	262.1	17:49.737
9	2:10.799	35.691	38.920	56.188	261.5	20:00.536
10	2:11.559	35.954	39.195	56.410	260.2	22:12.095
11	2:12.545	36.344	38.993	57.208	260.2	24:24.640
12	2:12.191	36.147	39.548	56.496	260.2	26:36.831
13	2:12.506	36.184	39.152	57.170	260.2	28:49.337
14	2:11.640	36.079	38.590	56.971	261.5	31:00.977
15	2:10.827	35.806	39.657	<b>55.364</b>	260.9	33:11.804
16	<b>2:09.417</b>	35.720	<b>38.222</b>	55.475	262.1	35:21.221

**191** Ivan David MARI CHE  
Penske Sportwagen Hamburg - Best La Ferrari 296 Challenge

1	2:24.034	45.489	42.605	55.940		2:24.034
2	2:09.824	35.778	38.865	55.181	262.8	4:33.858
3	<b>2:08.528</b>	<b>35.158</b>	<b>38.387</b>	<b>54.983</b>	262.8	6:42.386
4	2:09.969	35.222	38.951	55.796	264.1	8:52.355
5	<u>2:10.180</u>	<u>35.861</u>	38.788	55.531	264.7	11:02.535
6	<u>2:09.566</u>	<u>35.457</u>	38.698	55.411	263.4	13:12.101
7	2:12.139	35.667	40.900	55.572	264.7	15:24.240
8	2:10.491	36.264	38.926	55.301	264.7	17:34.731
9	2:09.322	35.376	38.540	55.406	263.4	19:44.053
10	2:09.929	35.570	38.975	55.384	263.4	21:53.982
11	<u>2:10.205</u>	<u>36.026</u>	38.509	55.670	262.1	24:04.187
12	<u>2:10.061</u>	<u>36.011</u>	38.560	55.490	263.4	26:14.248
13	2:10.081	35.482	38.773	55.826	262.8	28:24.329
14	2:10.937	35.502	38.714	56.721	262.8	30:35.266
15	2:12.086	36.498	39.366	56.222	262.8	32:47.352
16	2:10.983	35.855	38.955	56.173	262.1	34:58.335

**198** Eric CHEUNG CAN  
Formula Racing Ferrari 296 Challenge

1	2:15.054	39.308	40.931	54.815		2:15.054
2	2:07.810	35.036	38.097	54.677	260.9	4:22.864
3	2:06.956	34.800	38.141	54.015	260.2	6:29.820
4	2:07.010	34.891	37.874	54.245	260.2	8:36.830
5	<b>2:06.527</b>	<b>34.799</b>	<b>37.813</b>	<b>53.915</b>	260.2	10:43.357
6	2:09.009	35.853	38.421	54.735	261.5	12:52.366
7	2:08.827	35.126	38.646	55.055	260.9	15:01.193
8	2:08.973	35.193	38.718	55.062	264.1	17:10.166