

COPPA SHELL LE CASTELLET Qualifying 2

Sector Analysis

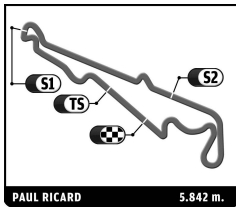
Invalidated Lap

Personal Best

Session Best

Crossing the pit lane

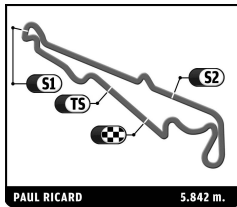
Table with columns: Lap, Time, Sector 1, Sector 2, Sector 3, T.Sp, Elapsed. Rows include drivers like Stephen EARLE, Paolo SCUDIERI, Boris GIDEON, and others with their respective lap times and sector data.



COPPA SHELL LE CASTELLET Qualifying 2

Sector Analysis

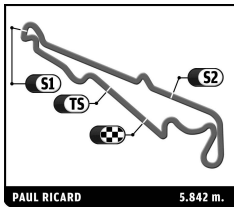
Table with columns: Lap, Time, Sector 1, Sector 2, Sector 3, T.Spd, Elapsed. Includes driver profiles for 127 Alexandre LIMA, 130 Lisa CLARK, 132 Tibor VALINT, 133 Charles CHAN, 138 Lukas AZZATO, 140 Pino FRASCARO, 150 Alvaro RAMOS, and 155 Friedrich MÜLLER.



COPPA SHELL LE CASTELLET Qualifying 2

Sector Analysis

Table with columns: Lap, Time, Sector 1, Sector 2, Sector 3, T.Spd, Elapsed. Includes driver profiles for 170 Ken SETO, 175 Sven SCHÖMER, 177 Fons SCHELTEMA, 180 Alois MEIR, 186 Jan SANDMANN, 189 Leon RIJNBEEK, and 191 Ivan David MARI.



COPPA SHELL
LE CASTELLET
Qualifying 2

Sector Analysis

Lap	Time	Sector 1	Sector 2	Sector 3	T.Spd	Elapsed	Lap	Time	Sector 1	Sector 2	Sector 3	T.Spd	Elapsed
7	2:18.681 B	36.051	39.576	1:03.054	251.2	16:58.802							
8	4:14.120	2:18.940	50.358	1:04.822	89.7	21:12.922							
9	2:33.428 B	40.744	43.822	1:08.862	239.5	23:46.350							
10	8:20.552	6:42.061	40.581	57.910	83.8	32:06.902							
11	<u>2:10.785</u>	<u>36.902</u>	38.980	54.903	262.8	34:17.687							
12	2:07.159	34.670	38.022	54.467	262.1	36:24.846							

198 Eric CHEUNG CAN
Formula Racing Ferrari 296 Challenge

1	3:19.974	1:10.957	54.036	1:14.981	97.3	3:19.974
2	2:14.681	37.843	39.725	57.113	256.5	5:34.655
3	2:09.034	35.897	38.305	54.832	261.5	7:43.689
4	2:09.375	35.428	38.646	55.301	259.6	9:53.064
5	2:18.602 B	35.833	37.966	1:04.803	259.6	12:11.666
6	5:13.983	3:21.128	52.324	1:00.531	78.7	17:25.649
7	2:20.863	37.761	41.842	1:01.260	259.0	19:46.512
8	2:07.644	35.468	38.115	54.061	260.9	21:54.156
9	3:10.062 B	34.936	47.363	1:47.763	262.1	25:04.218
10	6:52.010	5:11.221	43.406	57.383	108.7	31:56.228
11	2:05.947	35.125	37.590	53.232	260.9	34:02.175
12	2:05.602	34.611	37.645	53.346	260.9	36:07.777
13	2:05.669	34.230	37.820	53.619	261.5	38:13.446

199 Aleksei KOMAROV GRC
Scuderia Praha Racing Ferrari 296 Challenge

1	6:57.742	5:02.479	50.293	1:04.970	108.7	6:57.742
2	2:19.538	39.386	42.022	58.130	188.2	9:17.280
3	2:10.295	36.169	38.590	55.536	259.6	11:27.575
4	2:11.617	35.967	39.523	56.127	260.9	13:39.192
5	2:09.297	35.378	38.334	55.585	260.2	15:48.489
6	2:09.413	35.434	38.348	55.631	260.9	17:57.902
7	<u>2:17.299</u>	<u>36.053</u>	43.084	58.162	261.5	20:15.201
8	2:09.882	35.433	38.814	55.635	259.6	22:25.083
9	7:13.599 B	38.319	54.488	5:40.792	260.2	29:38.682
10	<u>2:38.890</u>	53.943	46.050	<u>58.897</u>	140.1	32:17.572
11	2:08.909	35.236	38.569	55.104	260.2	34:26.481
12	2:09.203	35.326	38.305	55.572	260.9	36:35.684