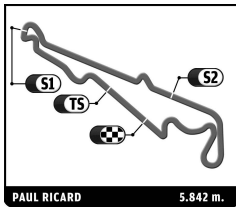


COPPA SHELL LE CASTELLET Race 1

Sector Analysis

Invalidated Lap Personal Best Session Best Crossing the pit lane

Table with columns: Lap, Time, Sector 1, Sector 2, Sector 3, T.Spd, Elapsed. Rows include drivers: Stephen EARLE (USA), Paolo SCUDIERI (ITA), Jean RYU (KOR), Boris GIDEON (DEU), Henrik KAMSTRUP (DNK), Andreas KÖNIG (AUT), Masaru YONEDA (JPN).



COPPA SHELL LE CASTELLET Race 1

Sector Analysis

Table with 14 columns: Lap, Time, Sector 1, Sector 2, Sector 3, T.Spd, Elapsed. It shows race data for 16 laps, with some cells highlighted in green to indicate personal bests.

Driver profile for Shintaro AKATSU (JPN). Includes race number 115, team Ineco - Reparto Corse RAM, and a table of lap times for the Ferrari 296 Challenge.

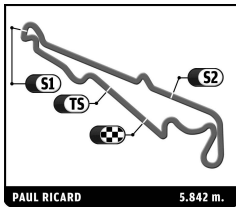
Driver profile for Tibor VALINT (HUN). Includes race number 132, team Rosscorsa, and a table of lap times for the Ferrari 296 Challenge.

Driver profile for Alexandre LIMA (PRT). Includes race number 127, team FBO - NACentE Racing, and a table of lap times for the Ferrari 296 Challenge.

Driver profile for Charles CHAN (HKG). Includes race number 133, team Formula Racing, and a table of lap times for the Ferrari 296 Challenge.

Driver profile for Lisa CLARK (USA). Includes race number 130, team Pellin Racing, and a table of lap times for the Ferrari 296 Challenge.

Driver profile for Lukas AZZATO (CHE). Includes race number 138, team Kessel Racing, and a table of lap times for the Ferrari 296 Challenge.



COPPA SHELL LE CASTELLET Race 1

Sector Analysis

Invalidated Lap Personal Best Session Best Crossing the pit lane

Table with 14 columns: Lap, Time, Sector 1, Sector 2, Sector 3, T.Spd, Elapsed. Contains race data for laps 12-16.

Driver profile for Alvaro RAMOS (PRT). Includes name, team (Santogal - Araujo Competiçao), car (Ferrari 296 Challenge), and a 16-lap sector analysis table.

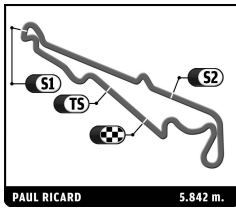
Driver profile for Sven SCHÖMER (DEU). Includes name, team (Penske Sportwagen Hamburg), car (Ferrari 296 Challenge), and a 16-lap sector analysis table.

Driver profile for Friedrich MÜLLER (AUT). Includes name, team (Gohm Motorsport - Engstler), car (Ferrari 296 Challenge), and a 16-lap sector analysis table.

Driver profile for Fons SCHELTEMA (NLD). Includes name, team (Kessel Racing), car (Ferrari 296 Challenge), and a 16-lap sector analysis table.

Driver profile for Ken SETO (JPN). Includes name, team (Formula Racing), car (Ferrari 296 Challenge), and a 16-lap sector analysis table.

Driver profile for Alois MEIR (AUT). Includes name, team (Gohm Motorsport - Engstler), car (Ferrari 296 Challenge), and a 16-lap sector analysis table.



COPPA SHELL
LE CASTELLET
Race 1

Sector Analysis

— Invalidated Lap

■ Personal Best

■ Session Best

B Crossing the pit lane

Lap	Time	Sector 1	Sector 2	Sector 3	T.Spd	Elapsed	Lap	Time	Sector 1	Sector 2	Sector 3	T.Spd	Elapsed
12	2:13.442	36.634	39.779	57.029	254.1	26:52.018	12	2:10.407	35.807	38.834	55.766	260.2	26:18.770
13	2:13.609	36.309	40.047	57.253	254.7	29:05.627	13	2:11.071	35.639	39.121	56.311	259.6	28:29.841
14	2:15.888	37.074	40.585	58.229	254.1	31:21.515	14	2:10.881	35.737	39.156	55.988	257.8	30:40.722
15	2:17.107	37.268	41.031	58.808	254.7	33:38.622	15	2:11.441	36.124	39.650	55.667	259.0	32:52.163
16	2:17.543	37.693	40.493	59.357	252.9	35:56.165	16	2:11.672	36.251	39.191	56.230	257.8	35:03.835

186 Jan SANDMANN DEU		Kessel Racing Ferrari 296 Challenge											
1	2:11.564	38.804	38.449	54.311		2:11.564							
2	<u>2:07.251</u>	<u>35.238</u>	38.049	53.964	255.9	4:18.815							
3	2:06.784	34.807	37.620	54.357	256.5	6:25.599							
4	2:06.545	34.353	37.699	54.493	257.8	8:32.144							
5	2:06.538	34.731	37.922	53.885	256.5	10:38.682							
6	2:06.575	34.481	38.026	54.068	256.5	12:45.257							
7	2:06.350	34.827	37.783	53.740	257.1	14:51.607							
8	2:06.539	35.034	37.698	53.807	256.5	16:58.146							
9	2:07.152	34.775	38.136	54.241	257.8	19:05.298							
10	2:06.475	34.627	37.831	54.017	257.1	21:11.773							
11	2:06.440	34.568	37.990	53.882	258.4	23:18.213							
12	2:07.065	34.898	37.991	54.176	257.8	25:25.278							
13	2:06.603	34.775	37.638	54.190	257.8	27:31.881							
14	2:06.469	34.613	37.732	54.124	257.1	29:38.350							
15	2:08.180	35.152	38.409	54.619	251.7	31:46.530							
16	2:09.618	35.119	38.307	56.192	255.3	33:56.148							

198 Eric CHEUNG CAN		Formula Racing Ferrari 296 Challenge											
1	2:20.112	43.745	40.494	55.873		2:20.112							
2	2:08.768	35.892	38.150	54.726	254.1	4:28.880							
3	2:07.664	35.183	38.049	54.432	259.6	6:36.544							
4	2:07.728	34.838	37.838	55.052	259.0	8:44.272							
5	2:07.034	34.869	37.931	54.234	259.6	10:51.306							
6	<u>2:09.167</u>	36.093	<u>37.954</u>	55.120	260.9	13:00.473							
7	<u>2:06.828</u>	34.869	37.633	54.326	259.0	15:07.301							
8	2:07.272	35.193	37.763	54.316	259.0	17:14.573							
9	2:08.871	34.860	39.166	54.845	260.2	19:23.444							
10	2:07.507	35.003	38.235	54.269	259.6	21:30.951							
11	<u>2:08.479</u>	35.207	38.089	<u>55.183</u>	259.6	23:39.430							
12	2:08.215	35.309	38.030	54.876	260.2	25:47.645							
13	2:08.142	35.339	38.435	54.368	259.6	27:55.787							
14	2:09.163	35.280	39.557	54.326	259.6	30:04.950							
15	2:07.394	35.292	37.695	54.407	260.2	32:12.344							
16	2:13.361	37.559	41.480	54.322	259.0	34:25.705							

189 Leon RIJNBEEK NLD		Scuderia Feser-Graf Ferrari 296 Challenge											
1	2:26.617	46.440	42.882	57.295		2:26.617							
2	2:11.421	36.581	39.610	55.230	259.6	4:38.038							
3	2:09.849	35.971	38.892	54.986	262.1	6:47.887							
4	2:10.161	36.048	38.549	55.564	260.2	8:58.048							
5	2:08.845	35.331	38.588	54.926	260.2	11:06.893							
6	<u>2:08.457</u>	35.443	<u>38.513</u>	54.501	261.5	13:15.350							
7	2:10.618	36.042	39.236	55.340	259.6	15:25.968							
8	<u>2:09.678</u>	35.881	<u>38.673</u>	55.124	261.5	17:35.646							
9	<u>2:13.466</u>	36.369	<u>40.654</u>	56.443	261.5	19:49.112							
10	2:11.006	35.403	40.392	55.211	262.1	22:00.118							
11	2:10.379	36.095	39.117	55.167	255.9	24:10.497							
12	2:11.290	36.358	38.734	56.198	259.0	26:21.787							
13	2:13.339	35.681	40.777	56.881	246.0	28:35.126							
14	2:13.280	35.903	39.656	57.721	260.2	30:48.406							
15	<u>2:14.684</u>	36.442	39.606	<u>58.636</u>	257.8	33:03.090							
16	2:12.245	36.206	41.364	54.675	257.8	35:15.335							

199 Aleksei KOMAROV GRC		Scuderia Praha Racing Ferrari 296 Challenge											
1	2:25.306	45.614	42.847	56.845		2:25.306							
2	2:10.900	36.984	38.976	54.940	260.2	4:36.206							
3	2:08.831	35.580	38.322	54.929	262.1	6:45.037							
4	2:09.771	36.170	38.386	55.215	261.5	8:54.808							
5	2:08.604	35.125	38.524	54.955	262.1	11:03.412							
6	2:09.951	35.518	38.833	55.600	261.5	13:13.363							
7	2:12.101	36.554	39.233	56.314	261.5	15:25.464							
8	2:09.914	36.011	38.429	55.474	257.1	17:35.378							
9	2:10.741	36.158	39.150	55.433	261.5	19:46.119							
10	2:10.256	35.866	38.715	55.675	259.0	21:56.375							
11	2:12.820	35.924	40.213	56.683	257.8	24:09.195							
12	2:11.561	36.005	39.167	56.389	259.0	26:20.756							
13	2:13.690	35.860	41.227	56.603	259.6	28:34.446							
14	2:13.643	36.059	40.163	57.421	258.4	30:48.089							
15	2:12.916	36.181	40.164	56.571	258.4	33:01.005							
16	2:12.580	36.524	39.548	56.508	257.8	35:13.585							

191 Ivan David MARI CHE		Penske Sportwagen Hamburg - Best La Ferrari 296 Challenge											
1	2:22.694	45.132	41.008	56.554		2:22.694							
2	2:11.576	37.480	38.951	55.145	252.9	4:34.270							
3	2:10.141	35.670	38.624	55.847	260.9	6:44.411							
4	2:09.285	35.753	38.471	55.061	261.5	8:53.696							
5	2:08.882	35.417	38.763	54.702	260.9	11:02.578							
6	2:10.164	35.368	39.325	55.471	260.9	13:12.742							
7	2:12.028	36.841	39.373	55.814	260.2	15:24.770							
8	2:09.803	35.508	38.780	55.515	260.2	17:34.573							
9	2:13.054	36.227	40.318	56.509	259.6	19:47.627							
10	2:09.841	35.556	38.797	55.488	261.5	21:57.468							
11	2:10.895	35.852	38.880	56.163	260.9	24:08.363							