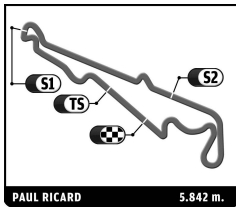


COPPA SHELL
LE CASTELLET
Qualifying 1

Sector Analysis

_ Invalidated Lap							■ Personal Best							■ Session Best							■ Crossing the pit lane																																																																												
Lap	Time	Sector 1	Sector 2	Sector 3	T.Spd	Elapsed	Lap	Time	Sector 1	Sector 2	Sector 3	T.Spd	Elapsed	Lap	Time	Sector 1	Sector 2	Sector 3	T.Spd	Elapsed	Lap	Time	Sector 1	Sector 2	Sector 3	T.Spd	Elapsed																																																																						
100 Stephen EARLE USA																																																																																																	
Kessel Racing														Ferrari 296 Challenge																																																																																			
1	2:53.477	56.887	47.489	1:09.101	94.7	2:53.477	3	2:22.529	39.877	42.758	59.894	252.9	7:47.077	4	2:34.749	39.671	42.443	1:12.635	252.3	10:21.826	5	29:36.990	...	45.378	1:04.594	98.9	39:58.816	6	2:27.064	40.545	43.434	1:03.085	250.6	42:25.880	7	2:24.158	39.340	42.717	1:02.101	250.6	44:50.038	8	2:38.123	39.161	43.064	1:15.898	252.9	47:28.161	9	2:23.187	39.212	42.077	1:01.898	253.5	49:51.348	10	2:22.312	38.613	41.705	1:01.994	252.3	52:13.660	11	2:20.313	38.875	41.403	1:00.035	245.5	54:33.973	12	2:19.899	38.102	41.041	1:00.756	254.7	56:53.872																					
101 Paolo SCUDIERI ITA																																																																																																	
Sa.Mo.Car														Ferrari 296 Challenge																																																																																			
1	3:40.009	1:43.320	49.267	1:07.422	109.3	3:40.009	1	3:36.026	1:35.453	47.456	1:13.117	116.0	3:36.026	2	2:31.911	43.184	45.412	1:03.315	220.0	6:07.937	3	2:26.583	40.953	43.437	1:02.193	231.3	8:34.520	4	4:04.253	41.220	1:21.293	2:01.740	237.4	12:38.773	5	26:52.675	...	46.824	1:09.372	98.7	39:36.000	6	2:32.995	43.115	44.947	1:04.933	201.1	42:08.995	7	2:28.880	40.807	43.816	1:04.257	240.5	44:37.875	8	2:27.396	40.405	43.324	1:03.667	225.9	47:05.271	9	2:26.463	40.276	43.289	1:02.898	237.9	49:31.734	10	2:25.167	39.927	42.622	1:02.618	240.0	51:56.901	11	2:24.395	39.449	42.749	1:02.197	251.7	54:21.296	12	2:25.196	39.569	42.958	1:02.669	250.6	56:46.492							
103 BORIS GIDEON DEU																																																																																																	
Riller & Schnauk														Ferrari 296 Challenge																																																																																			
1	3:13.732	1:11.702	52.321	1:09.709	83.3	3:13.732	1	3:27.617	1:17.861	54.871	1:14.885	88.5	3:27.617	2	2:34.863	42.836	44.849	1:07.178	206.1	5:48.595	3	2:38.930	43.943	47.485	1:07.502	170.1	8:27.525	4	3:18.966	39.356	54.462	1:45.148	252.3	11:46.491	5	27:12.345	...	44.680	1:06.338	103.9	38:58.836	6	2:30.065	40.857	43.892	1:05.316	244.3	41:28.901	7	2:26.441	39.559	42.900	1:03.982	250.0	43:55.342	8	2:26.123	39.073	42.277	1:04.773	251.7	46:21.465	9	2:24.058	39.741	42.276	1:02.041	248.3	48:45.523	10	2:23.647	39.054	42.359	1:02.234	252.9	51:09.170	11	2:23.336	39.572	39.529	1:04.235	244.9	53:32.506	12	2:20.629	38.447	41.634	1:00.548	252.9	55:53.135							
104 Andreas KÖNIG AUT																																																																																																	
Emil Frey Racing														Ferrari 296 Challenge																																																																																			
1	3:10.299	1:08.381	51.677	1:10.241	82.1	3:10.299	1	2:36.030	42.477	48.519	1:05.034	229.8	6:03.647	2	2:37.130	44.215	45.979	1:06.936	199.3	5:47.429	3	2:32.283	43.025	44.784	1:04.474	200.4	8:19.712	4	5:01.006	42.731	55.506	3:22.769	230.8	13:20.718	5	24:38.043	...	47.852	1:08.945	95.3	37:58.761	6	2:37.498	43.391	45.843	1:08.264	202.6	40:36.259	7	2:31.029	41.741	44.596	1:04.692	223.1	43:07.288	8	2:27.615	41.109	43.280	1:03.226	243.2	45:34.903	9	2:26.410	40.618	42.822	1:02.970	243.8	48:01.313	10	2:26.621	40.348	42.808	1:03.465	239.5	50:27.934	11	2:24.538	40.133	42.556	1:01.849	240.0	52:52.472	12	2:23.750	39.793	42.583	1:01.374	250.6	55:16.222	13	2:22.654	39.630	42.017	1:01.007	250.0	57:38.876
108 Jean RYU KOR																																																																																																	
Kessel Racing														Ferrari 296 Challenge																																																																																			
1	2:54.533	59.651	47.624	1:07.258	97.5	2:54.533	1	4:20.765	2:21.082	48.720	1:10.963	84.1	4:20.765	2	2:30.015	43.446	44.449	1:02.120	193.2	5:24.548	2	2:31.973	44.020	44.001	1:03.952	201.1	6:52.738	3	2:26.048	40.621	42.849	1:02.578	242.7	9:18.786	4	26:53.005	47.518	53.253	...	174.8	36:11.791	5	2:56.418	1:04.139	45.663	1:06.616	103.4	39:08.209	6	2:29.228	40.638	43.320	1:05.270	236.3	41:37.437	7	2:29.009	41.476	43.339	1:04.194	251.7	44:06.446	8	2:24.112	39.277	42.357	1:02.478	252.3	46:30.558	9	2:30.187	40.639	44.553	1:04.995	250.0	49:00.745	10	2:25.774	39.028	42.289	1:04.457	250.6	51:26.519	11	2:24.116	39.020	42.763	1:02.333	252.9	53:50.635	12	2:21.527	38.898	41.417	1:01.212	254.7	56:12.162



COPPA SHELL LE CASTELLET Qualifying 1

Sector Analysis

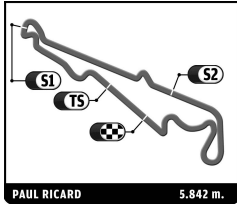
Invalidated Lap

Personal Best

Session Best

Crossing the pit lane

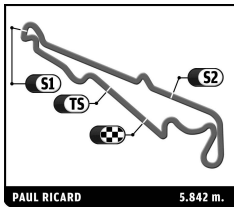
Table with columns: Lap, Time, Sector 1, Sector 2, Sector 3, T.Sp, Elapsed. Rows include driver names like Alexandre LIMA, Lisa CLARK, Tibor VALINT, Charles CHAN, Lukas AZZATO, Pino FRASCARO, Alvaro RAMOS, and Friedrich MÜLLER.



COPPA SHELL LE CASTELLET Qualifying 1

Sector Analysis

Table with columns: Lap, Time, Sector 1, Sector 2, Sector 3, T.Spd, Elapsed. Includes driver profiles for Ken SETO, Sven SCHÖMER, Fons SCHELTEMA, Alois MEIR, Jan SANDMANN, Leon RIJNBEEK, and Ivan David MARI.



COPPA SHELL LE CASTELLET Qualifying 1

Sector Analysis

— Invalidated Lap ■ Personal Best ■ Session Best B Crossing the pit lane

Lap	Time	Sector 1	Sector 2	Sector 3	T.Spd	Elapsed	Lap	Time	Sector 1	Sector 2	Sector 3	T.Spd	Elapsed
12	2:24.055	39.040	42.294	1:02.721	253.5	55:40.125							
13	2:23.414	39.050	42.176	1:02.188	252.3	58:03.539							

198	Eric CHEUNG			CAN		
	Formula Racing	Ferrari 296 Challenge				
1	3:45.612	1:53.786	47.174	1:04.652	101.6	3:45.612
2	2:29.075	40.785	44.440	1:03.850	228.8	6:14.687
3	2:53.212 B	43.731	53.022	1:16.459	230.8	9:07.899
4	28:34.178	...	43.631	1:09.729	110.7	37:42.077
5	2:34.092	40.227	44.468	1:09.397	246.0	40:16.169
6	2:26.681	40.313	42.818	1:03.550	237.4	42:42.850
7	2:23.984	39.555	42.329	1:02.100	252.9	45:06.834
8	2:24.133	39.625	42.704	1:01.804	248.8	47:30.967
9	2:23.179	39.041	41.768	1:02.370	253.5	49:54.146
10	2:23.070	39.432	42.416	1:01.222	248.8	52:17.216
11	2:30.748	39.271	41.848	1:09.629	254.1	54:47.964
12	2:21.081	39.155	41.532	1:00.394	253.5	57:09.045

199	Aleksei KOMAROV			GRC		
	Scuderia Praha Racing	Ferrari 296 Challenge				
1	4:33.210	2:36.580	47.580	1:09.050	100.6	4:33.210
2	2:29.791	41.906	44.352	1:03.533	238.9	7:03.001
3	2:25.332	39.898	43.644	1:01.790	248.8	9:28.333
4	26:59.785 B	42.230	49.939	...	189.1	36:28.118
5	3:05.504	1:07.572	47.761	1:10.171	93.0	39:33.622
6	2:30.098	42.487	42.913	1:04.698	206.9	42:03.720
7	2:42.969	39.454	58.176	1:05.339	251.7	44:46.689
8	2:26.197	39.417	43.013	1:03.767	250.0	47:12.886
9	2:26.074	39.296	42.028	1:04.750	253.5	49:38.960