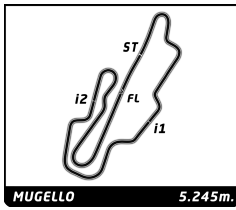


COPPA SHELL AM MUGELLO

Free Practice

Sector Analysis

Table with columns: Lap, Time, Sector 1, Sector 2, Sector 3, T.Spd, Elapsed. Rows include driver details (e.g., Stephen EARLE, Paolo SCUDIERI, Boris GIDEON) and lap-by-lap performance data with highlighted best times.

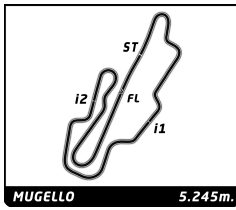


COPPA SHELL AM MUGELLO

Free Practice

Sector Analysis

Table with columns: Lap, Time, Sector 1, Sector 2, Sector 3, T.Spd, Elapsed. Includes driver profiles for Henrik KAMSTRUP, Masaru YONEDA, Shintaro AKATSU, Luis PERUSQUIA, Guy FAWE, and Yasuhito FUKUI.

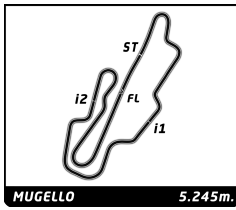


COPPA SHELL AM MUGELLO

Free Practice

Sector Analysis

_ Invalidated Lap							■ Personal Best		■ Session Best		■ Crossing the pit lane		
Lap	Time	Sector 1	Sector 2	Sector 3	T.Spd	Elapsed	Lap	Time	Sector 1	Sector 2	Sector 3	T.Spd	Elapsed
<b>133</b> Charles CHAN HKG Formula Racing Ferrari 296 Challenge													
9	5:49.275 B	48.008	47.912	4:13.355	266.5	28:58.827	5	2:32.001	51.368	48.802	51.831	218.3	14:54.000
10	2:57.618	1:17.014	49.527	51.077	65.9	31:56.445	6	5:30.701 B	49.085	47.601	3:54.015	251.7	20:24.701
11	10:38.674 B	51.307	53.243	8:54.124	260.7	42:35.119	7	2:42.441	1:03.083	48.456	50.902	115.8	23:07.142
12	2:43.983	1:04.813	48.970	50.200	103.0	45:19.102	8	2:27.415	49.047	47.523	50.845	258.9	25:34.557
13	2:27.934	50.073	47.738	50.123	237.9	47:47.036	9	2:27.315	48.627	47.658	51.030	265.2	28:01.872
14	2:31.563	50.511	50.094	50.958	254.6	50:18.599	10	2:31.702	52.928	47.996	50.778	242.7	30:33.574
15	2:25.960	49.459	47.473	49.028	268.4	52:44.559	11	2:26.160	48.281	47.611	50.268	264.5	32:59.734
16	2:30.515	48.619	46.725	55.171	268.4	55:15.074	12	9:58.243 B	54.276			244.3	42:57.977
							13	2:52.482	1:04.269	49.468	58.745	106.2	45:50.459
							14	2:24.951	49.161	46.946	48.844	262.6	48:15.410
							15	2:24.129	47.845	47.066	49.218	267.1	50:39.539
							16	2:25.381	48.851	46.870	49.660	267.1	53:04.920
							17	2:23.980	48.476	47.050	48.454	267.8	55:28.900
<b>150</b> Alvaro RAMOS PRT Santogal - Araujo Competiçao Ferrari 296 Challenge													
1	3:35.489	1:48.851	53.053	53.585	70.3	3:35.489	1	3:35.489	1:48.851	53.053	53.585	70.3	3:35.489
2	2:36.121	54.811	49.963	51.347	179.1	6:11.610	2	2:36.121	54.811	49.963	51.347	179.1	6:11.610
3	2:31.850	52.418	48.988	50.444	198.0	8:43.460	3	2:31.850	52.418	48.988	50.444	198.0	8:43.460
4	2:32.791	53.596	48.956	50.239	206.3	11:16.251	4	2:32.791	53.596	48.956	50.239	206.3	11:16.251
5	2:30.200	50.571	49.587	50.042	246.5	13:46.451	5	2:30.200	50.571	49.587	50.042	246.5	13:46.451
6	2:29.999	50.023	50.048	49.928	258.9	16:16.450	6	2:29.999	50.023	50.048	49.928	258.9	16:16.450
7	2:26.432	49.213	47.809	49.410	261.3	18:42.882	7	2:26.432	49.213	47.809	49.410	261.3	18:42.882
8	2:26.537	49.850	47.320	49.367	241.6	21:09.419	8	2:26.537	49.850	47.320	49.367	241.6	21:09.419
9	2:24.401	48.870	47.258	48.273	268.4	23:33.820	9	2:24.401	48.870	47.258	48.273	268.4	23:33.820
10	2:24.123	48.605	46.755	48.763	261.3	25:57.943	10	2:24.123	48.605	46.755	48.763	261.3	25:57.943
11	2:54.307 B	49.006			255.2	28:52.250	11	2:54.307 B	49.006			255.2	28:52.250
12	2:43.044	1:04.684	49.786	48.574	103.7	31:35.294	12	2:43.044	1:04.684	49.786	48.574	103.7	31:35.294
<b>155</b> Friedrich MÜLLER AUT Gohm Motorsport - Engstler Ferrari 296 Challenge													
1	3:33.197	1:43.855	53.054	56.288	65.2	3:33.197	1	3:33.197	1:43.855	53.054	56.288	65.2	3:33.197
2	2:37.116	52.557	50.341	54.218	201.3	6:10.313	2	2:37.116	52.557	50.341	54.218	201.3	6:10.313
3	2:31.719	51.783	49.649	50.287	218.8	8:42.032	3	2:31.719	51.783	49.649	50.287	218.8	8:42.032
4	2:29.501	50.980	48.715	49.806	217.4	11:11.533	4	2:29.501	50.980	48.715	49.806	217.4	11:11.533
5	2:26.897	49.771	47.740	49.386	234.3	13:38.430	5	2:26.897	49.771	47.740	49.386	234.3	13:38.430
6	2:26.245	49.016	47.908	49.321	237.9	16:04.675	6	2:26.245	49.016	47.908	49.321	237.9	16:04.675
7	2:25.805	48.941	47.628	49.236	242.7	18:30.480	7	2:25.805	48.941	47.628	49.236	242.7	18:30.480
8	2:28.201	49.624	48.533	50.044	240.0	20:58.681	8	2:28.201	49.624	48.533	50.044	240.0	20:58.681
9	2:23.019	48.591	46.345	48.083	255.8	23:21.700	9	2:23.019	48.591	46.345	48.083	255.8	23:21.700
10	5:16.740 B	50.449	48.189	3:38.102	248.8	28:38.440	10	5:16.740 B	50.449	48.189	3:38.102	248.8	28:38.440
11	2:37.977	1:01.339	48.252	48.386	109.4	31:16.417	11	2:37.977	1:01.339	48.252	48.386	109.4	31:16.417
12	10:54.714 B	48.521	46.908	9:19.285	262.6	42:11.131	12	10:54.714 B	48.521	46.908	9:19.285	262.6	42:11.131
13	2:38.206	1:04.430	46.062	47.714	80.9	44:49.337	13	2:38.206	1:04.430	46.062	47.714	80.9	44:49.337
14	2:23.184	49.690	45.770	47.724	258.2	47:12.521	14	2:23.184	49.690	45.770	47.724	258.2	47:12.521
15	2:23.980	48.279	47.791	47.910	247.1	49:36.501	15	2:23.980	48.279	47.791	47.910	247.1	49:36.501
16	2:21.295	47.354	46.382	47.559	265.8	51:57.796	16	2:21.295	47.354	46.382	47.559	265.8	51:57.796
17	2:31.409	48.192	46.281	56.936	255.8	54:29.205	17	2:31.409	48.192	46.281	56.936	255.8	54:29.205
18	2:22.668	48.407	46.399	47.862	255.8	56:51.873	18	2:22.668	48.407	46.399	47.862	255.8	56:51.873
<b>140</b> Pino FRASCARO ITA Rossocorsa Ferrari 296 Challenge													
1	4:40.524	2:54.230	51.496	54.798	73.8	4:40.524	1	3:08.616	1:22.074	53.047	53.495	107.9	3:08.616
2	2:33.473	52.459	49.375	51.639	213.6	7:13.997	2	2:33.371	52.354	50.198	50.819	229.4	5:41.987
3	2:31.306	50.310	48.756	52.240	238.4	9:45.303	3	2:28.880	49.835	48.441	50.604	252.3	8:10.867
4	2:36.696	51.554	48.880	56.262	224.6	12:21.999	4	2:29.740	48.831	51.621	49.288	258.9	10:40.607
							5	2:23.335	47.988	46.503	48.844	265.2	13:03.942
<b>170</b> Andrea LEVY ITA Rossocorsa Ferrari 296 Challenge													
1	3:08.616	1:22.074	53.047	53.495	107.9	3:08.616	1	3:08.616	1:22.074	53.047	53.495	107.9	3:08.616
2	2:33.371	52.354	50.198	50.819	229.4	5:41.987	2	2:33.371	52.354	50.198	50.819	229.4	5:41.987
3	2:28.880	49.835	48.441	50.604	252.3	8:10.867	3	2:28.880	49.835	48.441	50.604	252.3	8:10.867
4	2:29.740	48.831	51.621	49.288	258.9	10:40.607	4	2:29.740	48.831	51.621	49.288	258.9	10:40.607
5	2:23.335	47.988	46.503	48.844	265.2	13:03.942	5	2:23.335	47.988	46.503	48.844	265.2	13:03.942



COPPA SHELL AM  
MUGELLO  
Free Practice

Sector Analysis

_ Invalidated Lap							■ Personal Best		■ Session Best		■ B Crossing the pit lane		
Lap	Time	Sector 1	Sector 2	Sector 3	T.Spd	Elapsed	Lap	Time	Sector 1	Sector 2	Sector 3	T.Spd	Elapsed
6	2:20.692	47.575	46.033	47.084	265.2	15:24.634	6	4:19.803 B	47.469	44.798	2:47.536	260.7	16:43.611
7	2:20.339	47.706	45.388	47.245	265.2	17:44.973	7	2:32.314	58.513	46.185	47.616	145.7	19:15.925
8	2:18.891	47.000	45.198	46.693	266.5	20:03.864	8	2:18.086	46.223	45.098	46.765	267.1	21:34.011
9	4:12.683 B	49.909			266.5	24:16.547	9	4:24.115 B	59.963	46.430	2:37.722	267.8	25:58.126
10	2:35.667	59.981	47.860	47.826	113.0	26:52.214	10	2:37.979	59.599	50.024	48.356	109.9	28:36.105
11	2:18.794	46.788	44.884	47.122	257.0	29:11.008	11	2:19.165	46.049	46.672	46.444	267.1	30:55.270
12	2:19.619	46.615	45.055	47.949	267.1	31:30.627	12	2:15.632	46.079	44.257	45.296	267.8	33:10.902
13	10:42.519 B	46.310	44.044	9:12.165	266.5	42:13.146	13	9:07.209 B	52.285			211.5	42:18.111
14	2:36.774	1:04.271	45.320	47.183	88.2	44:49.920	14	2:35.778	1:02.215	45.965	47.598	104.8	44:53.889
15	2:19.468	47.399	44.501	47.568	257.0	47:09.388	15	2:18.911	46.347	45.264	47.300	267.1	47:12.800
16	2:16.161	46.115	43.957	46.089	266.5	49:25.549	16	2:20.685	48.445	45.924	46.316	235.3	49:33.485
17	2:16.188	45.964	43.985	46.239	255.2	51:41.737	17	2:16.138	45.394	44.700	46.044	268.4	51:49.623
18	2:18.024	45.876	44.620	47.528	267.8	53:59.761	18	2:15.793	45.871	44.053	45.869	269.1	54:05.416
19	1:50.209 B	52.095			214.9	55:49.970	19	2:16.244	46.046	44.616	45.582	269.8	56:21.660

175	Sven SCHÖMER	DEU				
Penske Sportwagen Hamburg		Ferrari 296 Challenge				
1	3:29.503	1:47.768	50.703	51.032	80.7	3:29.503
2	4:18.615 B	48.561	49.686	2:40.368	265.2	7:48.118
3	2:38.467	58.559	49.379	50.529	145.3	10:26.585
4	2:27.139	49.604	49.505	48.030	252.8	12:53.724
5	2:21.060	47.671	46.352	47.037	265.8	15:14.784
6	11:24.432 B	47.650			267.1	26:39.216
7	2:33.917	58.339	47.334	48.244	143.4	29:13.133
8	2:20.018	47.257	45.933	46.828	267.8	31:33.151
9	2:56.328 B	46.606	44.952	1:24.770	269.8	34:29.479
10	10:00.080	8:28.737	45.206	46.137	157.6	44:29.559
11	2:16.701	46.421	44.391	45.889	267.1	46:46.260
12	2:16.010	46.063	44.393	45.554	267.8	49:02.270
13	2:17.637	46.450	44.444	46.743	269.1	51:19.907
14	2:15.646	45.739	44.055	45.852	268.4	53:35.553
15	2:16.004	45.905	44.247	45.852	269.8	55:51.557

199	Aleksei KOMAROV	GRC				
Scuderia Praha Racing		Ferrari 296 Challenge				
1	42:20.665 B	...	109.6	42:20.665		
2	2:45.596	1:05.891	50.417	49.288	119.1	45:06.261
3	2:25.619	49.010	47.585	49.024	266.5	47:31.880
4	2:23.940	48.765	47.049	48.126	267.1	49:55.820
5	2:22.383	48.597	46.680	47.106	268.4	52:18.203
6	2:22.279	48.182	46.666	47.431	267.8	54:40.482
7	2:21.198	47.789	45.817	47.592	267.8	57:01.680

181	Maurizio PITORRI	ITA				
Radicci Automobili - Bestlap		Ferrari 296 Challenge				
1	7:31.459	5:47.849	51.240	52.370	104.4	7:31.459
2	2:29.269	49.647	48.763	50.859	255.2	10:00.728
3	2:26.065	49.066	46.675	50.324	255.8	12:26.793
4	2:27.993	51.367	47.136	49.490	189.7	14:54.786
5	2:28.553	49.232	47.398	51.923	249.9	17:23.339
6	6:38.050 B	51.239			232.3	24:01.389
7	2:45.409	1:04.900	49.571	50.938	115.8	26:46.798
8	2:28.251	48.827	47.173	52.251	259.5	29:15.049
9	2:23.428	48.601	46.673	48.154	256.4	31:38.477
10	11:23.235 B	49.911			262.6	43:01.712
11	2:42.097	1:02.225	49.164	50.708	121.9	45:43.809
12	2:26.508	48.853	47.056	50.599	260.7	48:10.317
13	2:24.188	48.710	46.840	48.638	261.3	50:34.505
14	8:08.272 B	48.522	48.578	6:31.172	265.8	58:42.777

186	Jan SANDMANN	DEU				
Kessel Racing		Ferrari 296 Challenge				
1	2:57.063	1:08.333	55.430	53.300	125.1	2:57.063
2	2:24.195	48.369	47.013	48.813	244.3	5:21.258
3	2:22.749	48.288	46.792	47.669	238.9	7:44.007
4	2:20.688	47.248	46.155	47.285	265.2	10:04.695
5	2:19.113	46.340	45.663	47.110	266.5	12:23.808