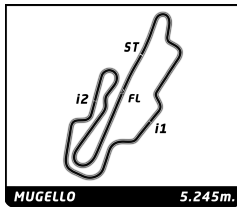


TROFEO PIRELLI & PIRELLI AM MUGELLO Race 2

Sector Analysis

Table with columns: Lap, Time, Sector 1, Sector 2, Sector 3, T.Sp, Elapsed. Rows include driver names (e.g., Jasin FERATI, Max MUGELLI, Andrew MORROW, Danilo DEL FAVERO, Gilbert YATES, Herbert GEISS, Giammarco MARZIALETTI) and their respective lap times and sector times.

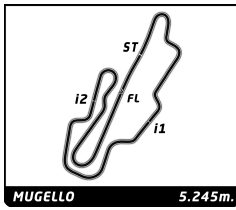


TROFEO PIRELLI & PIRELLI AM MUGELLO Race 2

Sector Analysis

Invalidated Lap Personal Best Session Best Crossing the pit lane

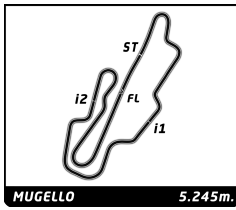
Table with columns: Lap, Time, Sector 1, Sector 2, Sector 3, T.Spd, Elapsed. Rows include drivers: Björn GROSSMANN (DEU), Dylan MEDLER (USA), Pranav VANGALA (GBR), David AKHOBADZE (RAF), Michael VERHAGEN (NLD), James OWEN (GBR). Each driver's data is presented in a separate box with their lap numbers and sector times.



TROFEO PIRELLI & PIRELLI AM MUGELLO Race 2

Sector Analysis

Table with columns: Lap, Time, Sector 1, Sector 2, Sector 3, T.Sp, Elapsed. Includes driver profiles for Nobuhiro IMADA, Luigi COLUCCIO, David GOSTNER, Henry HASSID, Marco ZANASI, and Otto BLANK with their respective lap times and sector data.



TROFEO PIRELLI & PIRELLI AM MUGELLO Race 2

Sector Analysis

Invalidated Lap Personal Best Session Best Crossing the pit lane

Table with 14 columns: Lap, Time, Sector 1, Sector 2, Sector 3, T.Spd, Elapsed. Rows 7-15 showing lap data for various drivers.

Driver profile for Gilles RENMANS (BEL), Francorchamps Motors Brussels, Ferrari 296 Challenge. Table with 7 columns: Lap, Time, Sector 1, Sector 2, Sector 3, T.Spd, Elapsed. Rows 1-15.

Driver profile for Hendrik VIOL (CZE), Scuderia Praha Racing, Ferrari 296 Challenge. Table with 7 columns: Lap, Time, Sector 1, Sector 2, Sector 3, T.Spd, Elapsed. Rows 1-15.

Driver profile for Hanno LASKOWSKI (DEU), Emil Frey Racing, Ferrari 296 Challenge. Table with 7 columns: Lap, Time, Sector 1, Sector 2, Sector 3, T.Spd, Elapsed. Rows 1-4.

Driver profile for Amin AREFFPOUR (DEU), Riller & Schnack, Ferrari 296 Challenge. Table with 7 columns: Lap, Time, Sector 1, Sector 2, Sector 3, T.Spd, Elapsed. Rows 1-15.

Driver profile for Vincenzo SCARPETTA (ITA), Radicci Automobili, Ferrari 296 Challenge. Table with 7 columns: Lap, Time, Sector 1, Sector 2, Sector 3, T.Spd, Elapsed. Rows 1-2.