

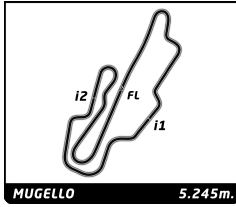
FERRARI CHALLENGE - OFFICIAL TEST MUGELLO

Open Practice 1

Sector Analysis

Invalidated Lap Personal Best Session Best Crossing the pit lane

Table with columns: Lap, Time, Sector 1, Sector 2, Sector 3, T.Sp, Elapsed. Rows include driver details (Herbert GEISS, Dylan MEDLER, Björn GROSSMANN, Rafael DURAN) and their respective lap times and sector data.

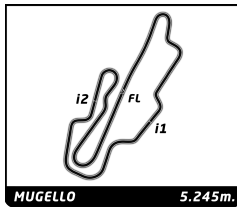


FERRARI CHALLENGE - OFFICIAL TEST MUGELLO

Open Practice 1

Sector Analysis

Table with columns: Lap, Time, Sector 1, Sector 2, Sector 3, T.Sp, Elapsed. Includes data for multiple drivers like David GOSTNER and Felix HIRSIGER.

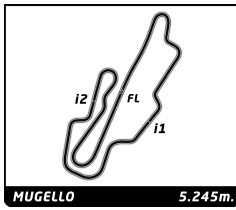


FERRARI CHALLENGE - OFFICIAL TEST MUGELLO

Open Practice 1

Sector Analysis

Table with columns: Lap, Time, Sector 1, Sector 2, Sector 3, T.Sp, Elapsed. Includes driver profiles for Gilles RENMANS (77), Paolo SCUDIERI (101), and Stephen EARLE (100) with their respective lap data.

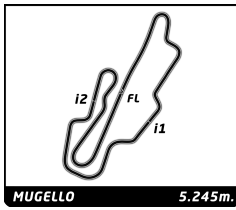


FERRARI CHALLENGE - OFFICIAL TEST MUGELLO

Open Practice 1

Sector Analysis

Table with columns: Lap, Time, Sector 1, Sector 2, Sector 3, T.Spd, Elapsed. Includes driver profiles for Boris Gideon (DEU) and Henrik Kamstrup (DNK) with their respective lap times and sector data.

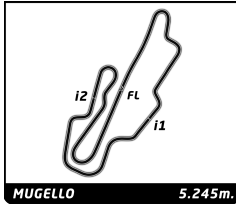


FERRARI CHALLENGE - OFFICIAL TEST MUGELLO

Open Practice 1

Sector Analysis

Table with columns: Lap, Time, Sector 1, Sector 2, Sector 3, T.Spd, Elapsed. Includes driver profiles for Oscar Lee RYNDZIEWICZ (121), Luis PERUSQUIA (119), and Tibor VALINT (132) with their respective lap times and sector data.

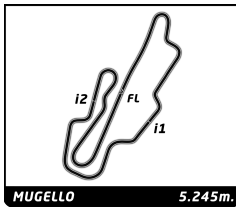


FERRARI CHALLENGE - OFFICIAL TEST MUGELLO

Open Practice 1

Sector Analysis

Table with columns: Lap, Time, Sector 1, Sector 2, Sector 3, T.Spd, Elapsed. Includes driver profiles for Alvaro José TRINDADE RAMOS (150), Friedrich MÜLLER (155), and John DHILLON (151) with their respective lap data and best times.

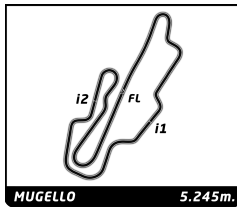


FERRARI CHALLENGE - OFFICIAL TEST MUGELLO

Open Practice 1

Sector Analysis

Table with columns: Lap, Time, Sector 1, Sector 2, Sector 3, T.Sp, Elapsed. Includes driver profiles for 169 Fabrizio FONTANA, 161 Thomas GOSTNER, and 173 Corinna GOSTNER.

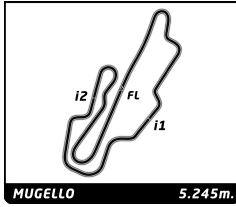


FERRARI CHALLENGE - OFFICIAL TEST MUGELLO

Open Practice 1

Sector Analysis

Table with 14 columns: Lap, Time, Sector 1, Sector 2, Sector 3, T.Sp, Elapsed. Includes driver details for Sven SCHÖMER (175) and Fons SCHELTEMA (177).

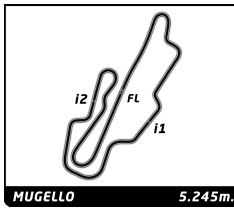


FERRARI CHALLENGE - OFFICIAL TEST MUGELLO

Open Practice 1

Sector Analysis

Table with columns: Lap, Time, Sector 1, Sector 2, Sector 3, T.Sp, Elapsed. Includes driver profiles for Jan SANDMANN (186), Maurizio PITORRI (181), and Manuela GOSTNER (193) with their respective lap times and sector data.



FERRARI CHALLENGE - OFFICIAL TEST
MUGELLO

Open Practice 1

Sector Analysis

— Invalidated Lap ■ Personal Best ■ Session Best B Crossing the pit lane

Lap	Time	Sector 1	Sector 2	Sector 3	T.Spd	Elapsed	Lap	Time	Sector 1	Sector 2	Sector 3	T.Spd	Elapsed
8	1:53.367	38.435	35.486	39.446	271.8	1:35:04.030							
9	1:52.754	38.330	35.205	39.219	272.5	1:36:56.784							
10	10:05.884 B	40.289			273.2	1:47:02.668							
11	2:07.300	49.172	35.655	42.473	179.7	1:49:09.968							
12	1:50.405	37.733	34.308	38.364	272.5	1:51:00.373							
13	1:49.861	37.333	34.238	38.290	275.2	1:52:50.234							
14	5:47.593 B	37.241	34.501	4:35.851	275.9	1:58:37.827							
15	2:07.986	53.199	35.541	39.246	135.2	2:00:45.813							
16	1:54.002	38.666	36.131	39.205	275.9	2:02:39.815							
17	1:53.795	38.224	36.141	39.430	275.2	2:04:33.610							
18	2:03.131	48.558	35.448	39.125	275.9	2:06:36.741							
19	3:30.602 B	40.712			278.1	2:10:07.343							
20	:02:32.660 B	...			84.7	3:12:40.003							
21	2:25.627	1:01.914	41.511	42.202	112.3	3:15:05.630							
22	1:56.224	40.457	36.299	39.468	274.5	3:17:01.854							
23	1:52.901	38.288	35.709	38.904	274.5	3:18:54.755							
24	1:51.850	37.975	35.130	38.745	275.2	3:20:46.605							
25	1:50.939	37.667	34.484	38.788	276.6	3:22:37.544							
26	7:28.322 B	38.089	36.307	6:13.926	276.6	3:30:05.866							
27	2:16.660	57.858	38.810	39.992	112.8	3:32:22.526							
28	1:54.268	38.723	36.207	39.338	274.5	3:34:16.794							
29	1:58.224	38.882	38.548	40.794	276.6	3:36:15.018							
30	3:22.176 B	38.647	36.591	2:06.938	276.6	3:39:37.194							