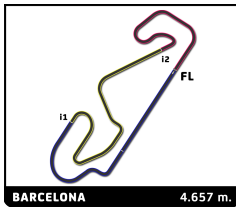


TROFEO PIRELLI & PIRELLI AM BARCELONA Free Practice

Sector Analysis

Invalidated Lap Personal Best Session Best Crossing the pit lane

Table with columns: Lap, Time, Sector 1, Sector 2, Sector 3, T.Spd, Elapsed. Rows include drivers: Jasin FERATI (CHE), Max MUGELLI (ITA), Andrew MORROW (GBR), Danilo DEL FAVERO (DEU), Herbert GEISS (DEU). Includes lap times and sector times.



TROFEO PIRELLI & PIRELLI AM BARCELONA Free Practice

Sector Analysis

Invalidated Lap Personal Best Session Best Crossing the pit lane

Table with 14 columns: Lap, Time, Sector 1, Sector 2, Sector 3, T.Spd, Elapsed. Rows 17-19.

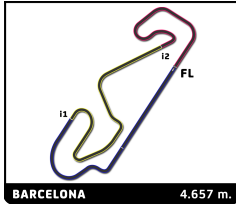
Driver: 15 Dylan MEDLER (USA). Team: The Collection, Ferrari 296 Challenge. Table with 7 columns: Lap, Time, Sector 1, Sector 2, Sector 3, T.Spd, Elapsed. Rows 1-14.

Driver: 26 Björn GROSSMANN (DEU). Team: B.I. Corse - octane126, Ferrari 296 Challenge. Table with 7 columns: Lap, Time, Sector 1, Sector 2, Sector 3, T.Spd, Elapsed. Rows 1-24.

Driver: 22 Qwin WIETLISBACH (CHE). Team: Emil Frey Racing, Ferrari 296 Challenge. Table with 7 columns: Lap, Time, Sector 1, Sector 2, Sector 3, T.Spd, Elapsed. Rows 1-16.

Driver: 27 Rafael DURAN (ESP). Team: Formula Racing, Ferrari 296 Challenge. Table with 7 columns: Lap, Time, Sector 1, Sector 2, Sector 3, T.Spd, Elapsed. Rows 1-23.

Driver: 23 David AKHOBADZE (RAF). Team: Scuderia Monte-Carlo, Ferrari 296 Challenge. Table with 7 columns: Lap, Time, Sector 1, Sector 2, Sector 3, T.Spd, Elapsed. Rows 1-15.



TROFEO PIRELLI & PIRELLI AM BARCELONA Free Practice

Sector Analysis

Invalidated Lap Personal Best Session Best Crossing the pit lane

Table with 7 columns: Lap, Time, Sector 1, Sector 2, Sector 3, T.Spd, Elapsed. Rows 24-27.

Driver profile for Felix HIRSIGER (CHE) and his lap data (laps 1-18).

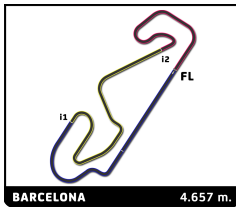
Driver profile for Michael VERHAGEN (NLD) and his lap data (laps 1-19).

Driver profile for Nobuhiro IMADA (JPN) and his lap data (laps 1-7).

Table with 7 columns: Lap, Time, Sector 1, Sector 2, Sector 3, T.Spd, Elapsed. Rows 8-18.

Driver profile for David GOSTNER (ITA) and his lap data (laps 1-27).

Driver profile for Marco ZANASI (ITA) and his lap data (laps 1-13).



TROFEO PIRELLI & PIRELLI AM
BARCELONA
Free Practice

Sector Analysis

— Invalidated Lap

■ Personal Best

■ Session Best

B Crossing the pit lane

Lap	Time	Sector 1	Sector 2	Sector 3	T.Spd	Elapsed	Lap	Time	Sector 1	Sector 2	Sector 3	T.Spd	Elapsed
14	1:47.020	31.848	43.335	31.837	260.2	49:27.179	21	1:45.695	31.134	42.636	31.925	269.3	56:17.042
15	1:44.102	30.559	41.777	31.766	272.0	51:11.281	22	1:45.968	31.041	42.682	32.245	269.3	58:03.010
16	1:44.050	30.565	41.828	31.657	272.7	52:55.331	23	1:46.086	31.178	42.874	32.034	270.0	59:49.096
17	1:44.333	30.605	41.941	31.787	271.4	54:39.664	24	1:56.271 B	31.255	42.801	42.215	271.4	1:01:45.367
18	1:59.295 B	31.296	42.115	45.884	269.3	56:38.959							

71 **Otto BLANK** DEU
Lueg Sportivo - Pro Racing Ferrari 296 Challenge

1	3:05.208	1:42.791	47.592	34.825	147.9	3:05.208
2	1:49.330	32.285	44.112	32.933	269.3	4:54.538
3	1:46.893	31.366	43.289	32.238	271.4	6:41.431
4	1:47.399	31.510	43.255	32.634	272.0	8:28.830
5	1:49.063	32.103	43.604	33.356	272.0	10:17.893
6	1:55.830 B	31.913	43.899	40.018	271.4	12:13.723
7	4:01.157	2:24.526	54.411	42.220	162.4	16:14.880
8	1:49.785	33.055	44.100	32.630	269.3	18:04.665
9	1:45.094	30.855	42.608	31.631	272.0	19:49.759
10	1:46.240	30.715	43.141	32.384	272.0	21:35.999
11	1:46.546	31.222	42.987	32.337	272.7	23:22.545
12	1:55.834 B	31.102	45.012	39.720	273.4	25:18.379
13	6:21.211	5:04.660	43.827	32.724	185.6	31:39.590
14	1:46.909	31.455	43.113	32.341	272.0	33:26.499
15	3:05.129 B	33.038	1:17.270	1:14.821	264.7	36:31.628
16	6:43.816	5:21.768	48.323	33.725	133.5	43:15.444
17	1:48.697	32.474	43.386	32.837	268.0	45:04.141
18	1:45.724	31.355	42.467	31.902	270.0	46:49.865
19	1:45.334	30.907	42.445	31.982	272.0	48:35.199
20	1:44.962	30.720	42.380	31.862	271.4	50:20.161
21	1:45.800	30.914	42.758	32.128	271.4	52:05.961
22	1:58.971	43.803	43.164	32.004	272.0	54:04.932
23	1:45.898	31.136	42.613	32.149	271.4	55:50.830
24	1:46.892	31.531	42.768	32.593	271.4	57:37.722
25	1:47.182	31.247	43.180	32.755	272.0	59:24.904
26	1:47.225	31.253	43.320	32.652	272.7	1:01:12.129

72 **Franco GIROLAMI** ARG
Radicii Automobili - Sanasi Racing Tea Ferrari 296 Challenge

1	5:40.441	4:22.210	44.353	33.878	127.1	5:40.441
2	1:53.823	31.596	43.172	39.055	270.7	7:34.264
3	1:46.116	31.285	42.669	32.162	271.4	9:20.380
4	1:45.967	31.316	42.546	32.105	271.4	11:06.347
5	1:57.874 B	31.117	43.891	42.866	271.4	13:04.221
6	5:09.311	3:45.686	46.594	37.031	132.8	18:13.532
7	1:44.655	31.048	42.167	31.440	269.3	19:58.187
8	1:44.241	30.538	42.373	31.330	270.7	21:42.428
9	1:43.716	30.563	41.927	31.226	272.0	23:26.144
10	1:53.877 B	30.662	43.259	39.956	272.0	25:20.021
11	6:15.121	4:49.038	53.183	32.900	188.5	31:35.142
12	1:45.159	31.005	42.453	31.701	270.0	33:20.301
13	3:10.284 B	31.461	1:24.248	1:14.575	270.0	36:30.585
14	7:23.552	6:05.704	44.743	33.105	130.1	43:54.137
15	1:44.863	30.884	42.198	31.781	270.0	45:39.000
16	1:44.936	30.925	42.401	31.610	270.7	47:23.936
17	1:45.113	30.867	42.495	31.751	270.7	49:09.049
18	1:50.919	30.841	42.875	37.203	271.4	50:59.968
19	1:45.978	31.030	42.512	32.436	270.0	52:45.946
20	1:45.401	31.141	42.342	31.918	269.3	54:31.347

77 **Gilles RENMANS** BEL
Francorchamps Motors Brussels Ferrari 296 Challenge

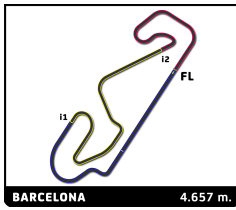
1	2:27.848	1:05.011	49.590	33.247	98.8	2:27.848
2	1:45.248	31.236	42.329	31.683	268.7	4:13.096
3	1:44.862	30.908	42.335	31.619	270.7	5:57.958
4	1:44.682	31.071	42.043	31.568	271.4	7:42.640
5	1:45.241	30.887	42.326	32.028	272.0	9:27.881
6	1:45.582	31.498	42.295	31.789	273.4	11:13.463
7	1:45.660	31.127	42.590	31.943	270.7	12:59.123
8	1:45.494	30.954	42.630	31.910	269.3	14:44.617
9	1:45.963	31.138	42.706	32.119	270.0	16:30.580
10	1:46.034	31.211	42.743	32.080	269.3	18:16.614
11	1:46.133	31.132	42.755	32.246	271.4	20:02.747
12	2:05.496 B	33.230	48.984	43.282	268.7	22:08.243
13	14:36.459 B	...	2:54.860	1:07.321	53.5	36:44.702
14	3:55.907	2:37.679	45.360	32.868	161.2	40:40.609
15	1:54.409 B	31.637	42.984	39.788	268.7	42:35.018
16	5:01.066	3:36.017	51.367	33.682	180.9	47:36.084
17	1:55.167	31.116	47.892	36.159	266.7	49:31.251
18	1:43.320	30.828	41.447	31.045	269.3	51:14.571
19	1:43.512	30.623	41.647	31.242	270.7	52:58.083
20	1:51.860 B	30.841	42.501	38.518	270.7	54:49.943
21	2:45.585	1:30.711	43.270	31.604	189.1	57:35.528
22	1:42.974	30.745	41.379	30.850	270.7	59:18.502
23	1:43.173	30.686	41.544	30.943	270.7	1:01:01.675

80 **Angelo FONTANA** VEN
Rossocorsa Ferrari 296 Challenge

1	5:16.175 B	3:44.752	47.417	44.006	141.9	5:16.175
2	2:21.859 B	53.944	44.074	43.841	130.0	7:38.034
3	2:16.057 B	51.325	42.762	41.970	186.2	9:54.091
4	7:28.055	6:11.978	42.752	33.325	186.2	17:22.146
5	1:44.745	31.002	42.213	31.530	268.7	19:06.891
6	1:44.952	31.080	42.237	31.635	270.7	20:51.843
7	1:45.186	31.194	42.084	31.908	269.3	22:37.029
8	1:45.046	31.000	42.181	31.865	271.4	24:22.075
9	1:45.609	31.062	42.483	32.064	270.7	26:07.684
10	1:46.173	31.462	42.640	32.071	269.3	27:53.857
11	1:46.413	31.388	42.662	32.363	268.7	29:40.270
12	1:56.668	31.354	42.769	42.545	268.0	31:36.938

82 **Martin HAVAS** CZE
Scuderia Praha Racing Ferrari 296 Challenge

1	14:13.190	...	51.338	43.096	123.7	14:13.190
2	2:14.670	38.349	53.894	42.427	204.2	16:27.860
3	2:19.974	40.722	56.506	42.746	196.0	18:47.834
4	2:01.148	35.949	49.115	36.084	242.7	20:48.982
5	1:56.249	34.501	46.237	35.511	264.1	22:45.231
6	1:52.058	32.369	44.325	35.364	267.3	24:37.289
7	1:52.123	31.979	44.871	35.273	270.7	26:29.412
8	1:50.909	32.035	44.810	34.064	268.0	28:20.321
9	1:49.420	32.003	43.804	33.613	266.7	30:09.741



TROFEO PIRELLI & PIRELLI AM BARCELONA Free Practice

Sector Analysis

Invalidated Lap Personal Best Session Best Crossing the pit lane

Table with 7 columns: Lap, Time, Sector 1, Sector 2, Sector 3, T.Spd, Elapsed. Rows 10-20.

Driver profile for Hanno LASKOWSKI (DEU) at Emil Frey Racing. Table with 7 columns: Lap, Time, Sector 1, Sector 2, Sector 3, T.Spd, Elapsed. Rows 1-24.

Driver profile for Amin AREFPOUR (DEU) at Riller & Schnauk. Table with 7 columns: Lap, Time, Sector 1, Sector 2, Sector 3, T.Spd, Elapsed. Rows 1-24.

Driver profile for Vincenzo SCARPETTA (ITA) at Radicci Automobili. Table with 7 columns: Lap, Time, Sector 1, Sector 2, Sector 3, T.Spd, Elapsed. Rows 1-22.

Driver profile for Hendrik VIOL (CZE) at Scuderia Praha Racing. Table with 7 columns: Lap, Time, Sector 1, Sector 2, Sector 3, T.Spd, Elapsed. Rows 1-25.