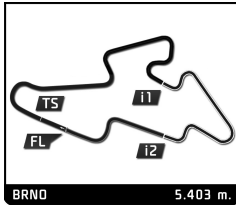




PASSIONE FERRARI CLUB CHALLENGE



CLUB CHALLENGE

BRNO

296 Session 1

Sector Analysis

— Invalidated Lap

■ Personal Best

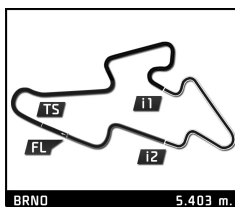
■ Session Best

B Crossing the pit lane

Lap	Time	Sector 1	Sector 2	Sector 3	Kph	Elapsed	Lap	Time	Sector 1	Sector 2	Sector 3	Kph	Elapsed
05	Sami HAAPASALMI												
	AUTO ITALY											296 Challenge	
1	3:41.736	2:24.202	51.419	26.115	87.7	3:41.736							
2	2:20.022	1:12.060	45.073	22.889	138.9	6:01.758							
3	2:17.139	1:07.552	46.251	23.336	141.8	8:18.897							
4	2:14.930	1:07.582	44.665	22.683	144.2	10:33.827							
5	2:13.186	1:06.443	44.184	22.559	146.0	12:47.013							
6	2:12.713	1:06.984	43.491	22.238	146.6	14:59.726							
7	2:11.652	1:04.845	44.084	22.723	147.7	17:11.378							
8	2:12.406	1:07.499	42.797	22.110	146.9	19:23.784							
9	2:18.899	1:10.631	45.540	22.728	140.0	21:42.683							
10	2:31.136 B	1:12.376	47.501	31.259	128.7	24:13.819							
11	4:14.199	3:07.711	43.914	22.574	76.5	28:28.018							
12	2:08.839	1:04.519	42.257	22.063	151.0	30:36.857							
13	2:32.528 B	1:04.112	47.381	41.035	127.5	33:09.385							
14	11:01.624	9:51.789	45.734	24.101	29.4	44:11.009							
15	2:15.785	1:09.918	43.527	22.340	143.2	46:26.794							
16	2:08.949	1:04.250	43.474	21.225	150.8	48:35.743							
17	2:06.236	1:03.672	41.521	21.043	154.1	50:41.979							
18	2:04.580	1:02.433	41.198	20.949	156.1	52:46.559							
19	2:09.439	1:03.718	43.576	22.145	150.3	54:55.998							
20	2:28.549 B	1:03.631	45.557	39.361	130.9	57:24.547							



PASSIONE FERRARI CLUB CHALLENGE



CLUB CHALLENGE

BRNO

296 Session 1

Sector Analysis

— Invalidated Lap

■ Personal Best

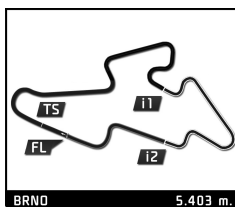
■ Session Best

■ Crossing the pit lane

Lap	Time	Sector 1	Sector 2	Sector 3	Kph	Elapsed	Lap	Time	Sector 1	Sector 2	Sector 3	Kph	Elapsed
07	Savas GUNATA												
	ROSSOCORSA						296 Challenge						
1	19:18.062	...	46.080	23.059	16.8	19:18.062							
2	2:38.196	1:10.954	54.311	32.931	123.0	21:56.258							
3	2:21.412	1:10.596	47.589	23.227	137.5	24:17.670							
4	2:15.923	1:09.604	43.816	22.503	143.1	26:33.593							
5	2:34.811 B	1:08.961	45.864	39.986	125.6	29:08.404							
6	5:30.902 B	3:45.041	1:00.819	45.042	58.8	34:39.306							
7	9:30.382	8:19.077	46.889	24.416	34.1	44:09.688							
8	2:16.891	1:08.067	46.149	22.675	142.1	46:26.579							
9	2:28.538	1:15.559	49.584	23.395	130.9	48:55.117							
10	2:13.622	1:07.372	43.628	22.622	145.6	51:08.739							
11	2:18.621	1:11.897	44.192	22.532	140.3	53:27.360							
12	2:14.066	1:06.314	45.123	22.629	145.1	55:41.426							



PASSIONE FERRARI CLUB CHALLENGE



CLUB CHALLENGE

BRNO

296 Session 1

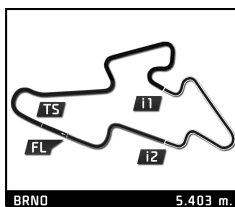
Sector Analysis

— Invalidated Lap ■ Personal Best ■ Session Best B Crossing the pit lane

Lap	Time	Sector 1	Sector 2	Sector 3	Kph	Elapsed	Lap	Time	Sector 1	Sector 2	Sector 3	Kph	Elapsed
09	Leny GONZALEZ												
	PALAU						296 Challenge						
1	15:06.021	...	45.062	22.830	21.5	15:06.021							
2	2:13.279	1:07.088	43.124	23.067	145.9	17:19.300							
3	2:12.912	1:06.584	43.505	22.823	146.3	19:32.212							
4	2:25.082 B	1:05.518	44.442	35.122	134.1	21:57.294							
5	4:25.869	3:21.894	41.905	22.070	73.2	26:23.163							
6	2:10.016	1:04.156	43.003	22.857	149.6	28:33.179							
7	2:10.671	1:05.963	43.327	21.381	148.9	30:43.850							
8	2:53.004 B	1:07.561	59.882	45.561	112.4	33:36.854							
9	6:20.028	5:11.398	46.427	22.203	51.2	39:56.882							
10	2:18.337	1:10.120	46.983	21.234	140.6	42:15.219							
11	2:13.871	1:02.608	42.025	29.238	145.3	44:29.090							
12	2:16.478	1:12.050	42.520	21.908	142.5	46:45.568							
13	2:04.216	1:02.398	41.054	20.764	156.6	48:49.784							
14	2:16.203	1:10.303	43.441	22.459	142.8	51:05.987							
15	2:15.294 B	1:02.474	41.005	31.815	143.8	53:21.281							



PASSIONE FERRARI CLUB CHALLENGE



CLUB CHALLENGE

BRNO

296 Session 1

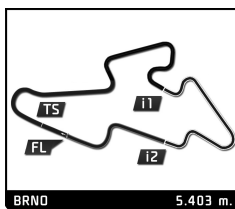
Sector Analysis

— Invalidated Lap ■ Personal Best ■ Session Best B Crossing the pit lane

Lap	Time	Sector 1	Sector 2	Sector 3	Kph	Elapsed	Lap	Time	Sector 1	Sector 2	Sector 3	Kph	Elapsed
16	Erol MERGEN												
	FMA	296 Challenge											
1	23:14.896	...	48.485	24.775	13.9	23:14.896							
2	2:23.807	1:12.227	47.405	24.175	135.3	25:38.703							
3	2:19.337	1:10.398	45.570	23.369	139.6	27:58.040							
4	2:17.326	1:08.868	44.912	23.546	141.6	30:15.366							
5	2:41.852 B	1:08.612	49.593	43.647	120.2	32:57.218							
6	10:26.556	9:17.632	45.358	23.566	31.0	43:23.774							
7	2:16.859	1:08.599	44.676	23.584	142.1	45:40.633							
8	2:16.376	1:09.428	44.060	22.888	142.6	47:57.009							
9	2:14.287	1:07.660	44.009	22.618	144.8	50:11.296							
10	2:19.004	1:11.325	44.655	23.024	139.9	52:30.300							
11	2:15.518	1:08.199	44.097	23.222	143.5	54:45.818							
12	2:29.486 B	1:07.326	44.178	37.982	130.1	57:15.304							



PASSIONE FERRARI CLUB CHALLENGE



CLUB CHALLENGE

BRNO

296 Session 1

Sector Analysis

— Invalidated Lap

■ Personal Best

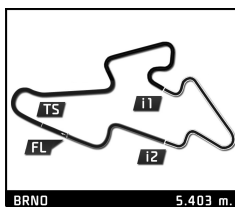
■ Session Best

B Crossing the pit lane

Lap	Time	Sector 1	Sector 2	Sector 3	Kph	Elapsed	Lap	Time	Sector 1	Sector 2	Sector 3	Kph	Elapsed
18	Daniele SCABINI												
	ROSSOCORSA						296 Challenge						
1	17:10.900	...	44.459	22.813	18.9	17:10.900							
2	2:11.961	1:06.444	43.028	22.489	147.4	19:22.861							
3	2:12.250	1:06.601	43.403	22.246	147.1	21:35.111							
4	2:10.181	1:05.503	42.710	21.968	149.4	23:45.292							
5	2:24.659 B	1:05.229	42.495	36.935	134.5	26:09.951							
6	5:07.990	4:03.752	42.061	22.177	63.2	31:17.941							
7	2:36.406 B	1:12.087	45.999	38.320	124.4	33:54.347							
8	6:32.460	5:27.198	42.247	23.015	49.6	40:26.807							
9	2:07.968	1:04.302	41.657	22.009	152.0	42:34.775							
10	2:07.422	1:03.935	41.845	21.642	152.6	44:42.197							
11	2:08.259	1:04.077	42.118	22.064	151.7	46:50.456							
12	2:08.686	1:04.269	42.625	21.792	151.1	48:59.142							
13	2:11.288	1:07.158	42.460	21.670	148.2	51:10.430							
14	2:07.075	1:04.085	41.627	21.363	153.1	53:17.505							
15	2:07.073	1:03.013	41.670	22.390	153.1	55:24.578							



PASSIONE FERRARI CLUB CHALLENGE



CLUB CHALLENGE

BRNO

296 Session 1

Sector Analysis

— Invalidated Lap ■ Personal Best ■ Session Best B Crossing the pit lane

Lap	Time	Sector 1	Sector 2	Sector 3	Kph	Elapsed	Lap	Time	Sector 1	Sector 2	Sector 3	Kph	Elapsed
-----	------	----------	----------	----------	-----	---------	-----	------	----------	----------	----------	-----	---------

019 Lukas AZZATO

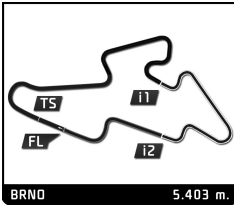
KESSEL

296 Challenge

1	32:27.505	B	...	46.995	42.878	10.0	32:27.505
2	9:52.970	8:46.811	43.994	22.165	32.8	42:20.475	
3	2:10.514	1:05.692	43.111	21.711	149.0	44:30.989	
4	2:08.463	1:04.239	42.701	21.523	151.4	46:39.452	
5	2:09.327	1:03.858	42.948	22.521	150.4	48:48.779	
6	2:07.566	1:04.099	42.270	21.197	152.5	50:56.345	
7	2:08.762	1:04.396	42.801	21.565	151.1	53:05.107	
8	2:04.887	1:02.243	41.515	21.129	155.7	55:09.994	



PASSIONE FERRARI CLUB CHALLENGE



CLUB CHALLENGE BRNO 296 Session 1

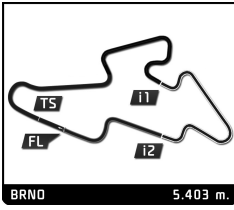
Sector Analysis

— Invalidated Lap ■ Personal Best ■ Session Best B Crossing the pit lane

Lap	Time	Sector 1	Sector 2	Sector 3	Kph	Elapsed	Lap	Time	Sector 1	Sector 2	Sector 3	Kph	Elapsed
19	Aurelio ZOALDI												
	ROSSOCORSA						296 Challenge						
1	24:09.082	...	57.221	24.031	13.4	24:09.082							
2	2:21.006	1:10.204	46.011	24.791	137.9	26:30.088							
3	2:16.280	1:08.370	44.956	22.954	142.7	28:46.368							
4	2:13.959	1:07.344	43.912	22.703	145.2	31:00.327							
5	2:39.419 B	1:10.803	48.238	40.378	122.0	33:39.746							
6	7:32.028	6:20.055	46.336	25.637	43.0	41:11.774							
7	2:17.708	1:09.370	45.094	23.244	141.2	43:29.482							
8	2:15.637	1:07.491	45.336	22.810	143.4	45:45.119							
9	2:13.521	1:07.373	43.734	22.414	145.7	47:58.640							
10	2:13.460	1:07.326	43.740	22.394	145.7	50:12.100							
11	2:34.712 B	1:08.818	47.931	37.963	125.7	52:46.812							



PASSIONE FERRARI CLUB CHALLENGE



CLUB CHALLENGE

BRNO

296 Session 1

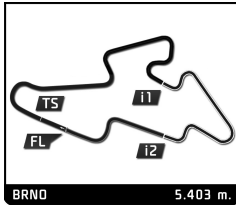
Sector Analysis

— Invalidated Lap ■ Personal Best ■ Session Best B Crossing the pit lane

Lap	Time	Sector 1	Sector 2	Sector 3	Kph	Elapsed	Lap	Time	Sector 1	Sector 2	Sector 3	Kph	Elapsed
020 Rubin VAN DIEMEN													
FMA		296 Challenge											
1	3:10.750	1:54.920	50.714	25.116	102.0	3:10.750							
2	2:21.868	1:11.760	46.469	23.639	137.1	5:32.618							
3	2:13.436	1:07.722	43.912	21.802	145.8	7:46.054							
4	2:09.952	1:04.995	43.384	21.573	149.7	9:56.006							
5	2:25.385 B	1:08.978	43.698	32.709	133.8	12:21.391							
6	9:55.233	8:41.284	49.827	24.122	32.7	22:16.624							
7	2:13.113	1:07.485	44.078	21.550	146.1	24:29.737							
8	2:09.355	1:04.747	42.593	22.015	150.4	26:39.092							
9	2:21.309 B	1:05.220	45.316	30.773	137.6	29:00.401							



PASSIONE FERRARI CLUB CHALLENGE



CLUB CHALLENGE

BRNO

296 Session 1

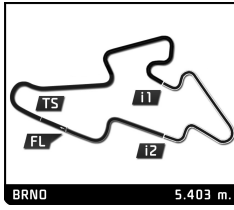
Sector Analysis

— Invalidated Lap ■ Personal Best ■ Session Best B Crossing the pit lane

Lap	Time	Sector 1	Sector 2	Sector 3	Kph	Elapsed	Lap	Time	Sector 1	Sector 2	Sector 3	Kph	Elapsed
20		Just VAN DIEMEN											
FMA		296 Challenge											
1	39:49.361	...	44.158	23.981	8.1	39:49.361							
2	2:20.297	1:12.073	44.738	23.486	138.6	42:09.658							
3	2:11.858	1:06.196	43.076	22.586	147.5	44:21.516							
4	2:13.410	1:06.134	45.007	22.269	145.8	46:34.926							
5	2:13.370	1:07.545	42.836	22.989	145.8	48:48.296							
6	2:10.951	1:05.817	42.758	22.376	148.5	50:59.247							
7	2:11.611	1:05.673	43.480	22.458	147.8	53:10.858							
8	2:13.117	1:06.582	43.965	22.570	146.1	55:23.975							



PASSIONE FERRARI CLUB CHALLENGE



CLUB CHALLENGE BRNO 296 Session 1

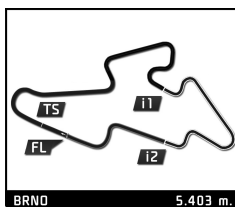
Sector Analysis

_ Invalidated Lap
 ■ Personal Best
 ■ Session Best
 B Crossing the pit lane

Lap	Time	Sector 1	Sector 2	Sector 3	Kph	Elapsed	Lap	Time	Sector 1	Sector 2	Sector 3	Kph	Elapsed
22 DEALERSHIP CAR EMIL FREY													
EMIL FREY SPORTIVO							296 Challenge						
1	9:48.106	8:31.645	50.020	26.441	33.1	9:48.106							
2	2:20.508	1:10.379	46.472	23.657	138.4	12:08.614							
3	2:13.239	1:08.565	42.778	21.896	146.0	14:21.853							
4	2:07.446	1:04.235	41.648	21.563	152.6	16:29.299							
5	2:07.206	1:03.848	41.742	21.616	152.9	18:36.505							
6	2:06.271	1:03.144	41.730	21.397	154.0	20:42.776							
7	2:05.338	1:02.232	41.413	21.693	155.2	22:48.114							
8	2:20.094 B	1:03.436	43.281	33.377	138.8	25:08.208							
9	6:13.690	5:09.967	42.161	21.562	52.1	31:21.898							
10	2:34.827 B	1:11.303	44.152	39.372	125.6	33:56.725							
11	6:37.959	5:34.769	41.925	21.265	48.9	40:34.684							
12	2:07.726	1:04.242	42.075	21.409	152.3	42:42.410							
13	2:06.168	1:03.191	41.783	21.194	154.2	44:48.578							
14	2:04.926	1:02.600	41.297	21.029	155.7	46:53.504							
15	2:05.998	1:02.931	41.698	21.369	154.4	48:59.502							
16	2:13.039	1:07.626	42.216	23.197	146.2	51:12.541							
17	2:06.088	1:03.075	41.780	21.233	154.3	53:18.629							
18	2:06.626	1:03.076	41.886	21.664	153.6	55:25.255							



PASSIONE FERRARI CLUB CHALLENGE



CLUB CHALLENGE

BRNO

296 Session 1

Sector Analysis

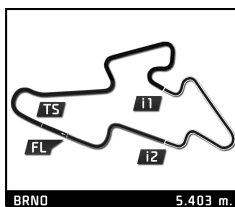
— Invalidated Lap ■ Personal Best ■ Session Best **B** Crossing the pit lane

Lap	Time	Sector 1	Sector 2	Sector 3	Kph	Elapsed	Lap	Time	Sector 1	Sector 2	Sector 3	Kph	Elapsed
-----	------	----------	----------	----------	-----	---------	-----	------	----------	----------	----------	-----	---------

030	Michele CONAC												
	Ineco Reparto Corse Ram		296 Challenge										
1	19:38.014	...	45.031	24.969	16.5	19:38.014							
2	2:12.954	1:05.273	43.559	24.122	146.3	21:50.968							
3	2:08.946	1:04.000	43.002	21.944	150.8	23:59.914							
4	2:08.947	1:04.379	42.495	22.073	150.8	26:08.861							
5	2:13.062	1:04.021	43.165	25.876	146.2	28:21.923							
6	2:07.246	1:03.748	42.061	21.437	152.9	30:29.169							
7	6:52.234 B	5:21.211	53.854	37.169	47.2	37:21.403							
8	5:05.575	3:59.988	43.439	22.148	63.7	42:26.978							
9	2:09.866	1:04.831	42.791	22.244	149.8	44:36.844							
10	2:22.121 B	1:06.369	43.325	32.427	136.9	46:58.965							
11	3:55.960	2:50.670	43.328	21.962	82.4	50:54.925							
12	2:11.116	1:05.424	42.890	22.802	148.3	53:06.041							
13	2:08.842	1:04.137	42.746	21.959	151.0	55:14.883							



PASSIONE FERRARI CLUB CHALLENGE



CLUB CHALLENGE

BRNO

296 Session 1

Sector Analysis

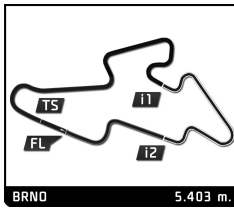
— Invalidated Lap ■ Personal Best ■ Session Best B Crossing the pit lane

Lap	Time	Sector 1	Sector 2	Sector 3	Kph	Elapsed	Lap	Time	Sector 1	Sector 2	Sector 3	Kph	Elapsed
-----	------	----------	----------	----------	-----	---------	-----	------	----------	----------	----------	-----	---------

32		Gabriele GIOTTA											
ROSSOCORSA		296 Challenge											
1	13:19.069	...	43.579	22.434	24.3	13:19.069							
2	2:09.312	1:04.168	43.581	21.563	150.4	15:28.381							
3	2:08.510	1:04.009	43.063	21.438	151.4	17:36.891							
4	2:04.713	1:02.370	41.211	21.132	156.0	19:41.604							
5	2:17.714 B	1:03.764	42.235	31.715	141.2	21:59.318							
6	5:44.487	4:41.129	42.152	21.206	56.5	27:43.805							
7	2:03.977	1:02.257	40.952	20.768	156.9	29:47.782							
8	2:05.608	1:03.358	41.527	20.723	154.9	31:53.390							
9	2:59.730 B	1:21.659	57.366	40.705	108.2	34:53.120							
10	5:22.702	4:18.250	43.045	21.407	60.3	40:15.822							
11	2:04.949	1:02.645	41.137	21.167	155.7	42:20.771							
12	2:03.515	1:01.534	40.906	21.075	157.5	44:24.286							
13	2:07.990	1:03.671	42.859	21.460	152.0	46:32.276							
14	2:12.771	1:04.464	45.569	22.738	146.5	48:45.047							
15	2:05.253	1:02.379	41.607	21.267	155.3	50:50.300							
16	2:03.746	1:01.779	41.305	20.662	157.2	52:54.046							
17	2:02.878	1:01.315	40.660	20.903	158.3	54:56.924							
18	2:35.477 B	1:10.954	52.025	32.498	125.1	57:32.401							



PASSIONE FERRARI CLUB CHALLENGE



CLUB CHALLENGE

BRNO

296 Session 1

Sector Analysis

— Invalidated Lap

■ Personal Best

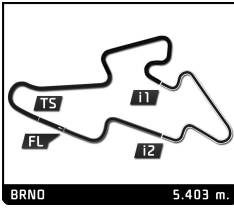
■ Session Best

B Crossing the pit lane

Lap	Time	Sector 1	Sector 2	Sector 3	Kph	Elapsed	Lap	Time	Sector 1	Sector 2	Sector 3	Kph	Elapsed
64 GOHM MOTORSPORT-ENGSTLER													
							296 Challenge						
1	19:28.865	...	45.638	23.014	16.6	19:28.865							
2	2:25.444	1:11.100	50.515	23.829	133.7	21:54.309							
3	2:10.198	1:05.030	43.598	21.570	149.4	24:04.507							
4	2:11.021	1:04.966	43.989	22.066	148.5	26:15.528							
5	2:08.314	1:03.656	42.921	21.737	151.6	28:23.842							
6	2:24.404 B	1:03.792	42.349	38.263	134.7	30:48.246							
7	9:53.588	8:48.390	43.690	21.508	32.8	40:41.834							
8	2:07.838	1:03.763	42.428	21.647	152.2	42:49.672							
9	2:06.285	1:02.497	41.994	21.794	154.0	44:55.957							
10	2:07.447	1:03.166	42.175	22.106	152.6	47:03.404							
11	2:56.925 B	1:24.239	54.339	38.347	109.9	50:00.329							



PASSIONE FERRARI CLUB CHALLENGE



CLUB CHALLENGE BRNO 296 Session 1

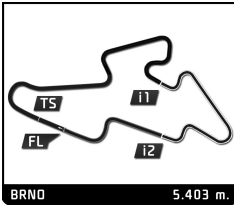
Sector Analysis

— Invalidated Lap ■ Personal Best ■ Session Best **B** Crossing the pit lane

Lap	Time	Sector 1	Sector 2	Sector 3	Kph	Elapsed	Lap	Time	Sector 1	Sector 2	Sector 3	Kph	Elapsed
065 Arne ENGELEN													
MONZA NV		296 Challenge											
1	4:13.479 B	2:47.257	52.061	34.161	76.7	4:13.479							
2	3:55.788	2:47.283	45.675	22.830	82.5	8:09.267							
3	2:19.953	1:08.159	47.959	23.835	139.0	10:29.220							
4	2:14.449	1:08.944	43.639	21.866	144.7	12:43.669							
5	2:09.346	1:04.703	42.669	21.974	150.4	14:53.015							
6	2:22.822 B	1:07.251	44.206	31.365	136.2	17:15.837							
7	7:47.393	6:42.793	42.336	22.264	41.6	25:03.230							
8	2:13.556	1:05.783	43.779	23.994	145.6	27:16.786							
9	2:07.434	1:03.878	41.958	21.598	152.6	29:24.220							
10	2:20.031 B	1:04.112	44.998	30.921	138.9	31:44.251							



PASSIONE FERRARI CLUB CHALLENGE



CLUB CHALLENGE BRNO 296 Session 1

Sector Analysis

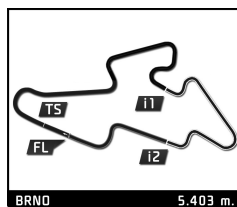
— Invalidated Lap ■ Personal Best ■ Session Best B Crossing the pit lane

Lap	Time	Sector 1	Sector 2	Sector 3	Kph	Elapsed	Lap	Time	Sector 1	Sector 2	Sector 3	Kph	Elapsed
-----	------	----------	----------	----------	-----	---------	-----	------	----------	----------	----------	-----	---------

65	Filip ENGELEN												
	MONZA NV						296 Challenge						
1	42:51.499	...	44.459	23.491	7.6	42:51.499							
2	2:13.079	1:06.827	44.433	21.819	146.2	45:04.578							
3	2:11.642	1:06.824	43.213	21.605	147.8	47:16.220							
4	2:10.390	1:05.866	42.978	21.546	149.2	49:26.610							
5	2:08.706	1:04.696	42.669	21.341	151.1	51:35.316							
6	2:07.237	1:04.203	41.852	21.182	152.9	53:42.553							
7	2:32.354B	1:10.229	49.865	32.260	127.7	56:14.907							



PASSIONE FERRARI CLUB CHALLENGE



CLUB CHALLENGE

BRNO

296 Session 1

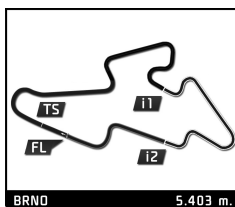
Sector Analysis

— Invalidated Lap ■ Personal Best ■ Session Best B Crossing the pit lane

Lap	Time	Sector 1	Sector 2	Sector 3	Kph	Elapsed	Lap	Time	Sector 1	Sector 2	Sector 3	Kph	Elapsed
67	Guy LAMBERT												
	SFGE	296 Challenge											
1	4:00.510	2:43.349	51.733	25.428	80.9	4:00.510							
2	2:17.829	1:09.712	45.289	22.828	141.1	6:18.339							
3	2:12.886	1:06.434	44.075	22.377	146.4	8:31.225							
4	2:09.454	1:03.597	43.284	22.573	150.3	10:40.679							
5	2:28.563 B	1:05.303	44.082	39.178	130.9	13:09.242							
6	4:08.982	3:02.110	43.968	22.904	78.1	17:18.224							
7	2:13.180	1:06.268	44.191	22.721	146.0	19:31.404							
8	2:12.736	1:05.523	43.802	23.411	146.5	21:44.140							
9	2:15.121	1:06.191	46.456	22.474	144.0	23:59.261							
10	2:08.481	1:03.682	42.495	22.304	151.4	26:07.742							
11	2:21.327 B	1:04.518	43.300	33.509	137.6	28:29.069							
12	16:55.240	...	43.458	22.166	19.2	45:24.309							
13	2:06.447	1:02.717	41.885	21.845	153.8	47:30.756							
14	2:06.246	1:02.491	42.188	21.567	154.1	49:37.002							
15	2:10.165	1:03.190	43.002	23.973	149.4	51:47.167							
16	2:20.238 B	1:03.505	43.526	33.207	138.7	54:07.405							



PASSIONE FERRARI CLUB CHALLENGE



CLUB CHALLENGE

BRNO

296 Session 1

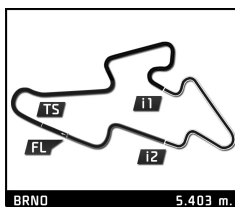
Sector Analysis

— Invalidated Lap ■ Personal Best ■ Session Best B Crossing the pit lane

Lap	Time	Sector 1	Sector 2	Sector 3	Kph	Elapsed	Lap	Time	Sector 1	Sector 2	Sector 3	Kph	Elapsed
70	Raffaele VITALE												
	ROSSOCORSA						296 Challenge						
1	3:28.782	2:09.740	51.653	27.389	93.2	3:28.782							
2	2:26.600	1:15.157	46.450	24.993	132.7	5:55.382							
3	2:17.315	1:09.575	44.915	22.825	141.7	8:12.697							
4	2:14.928	1:07.603	44.559	22.766	144.2	10:27.625							
5	2:09.870	1:05.371	42.738	21.761	149.8	12:37.495							
6	2:10.781	1:04.327	42.674	23.780	148.7	14:48.276							
7	2:07.315	1:04.088	41.772	21.455	152.8	16:55.591							
8	2:23.470B	1:04.996	42.799	35.675	135.6	19:19.061							
9	8:30.877	7:25.616	43.472	21.789	38.1	27:49.938							
10	2:06.728	1:03.029	41.574	22.125	153.5	29:56.666							
11	2:05.923	1:02.478	41.729	21.716	154.5	32:02.589							
12	2:53.917B	1:19.582	51.570	42.765	111.8	34:56.506							
13	7:20.581	6:14.649	43.958	21.974	44.1	42:17.087							
14	2:05.923	1:02.624	41.442	21.857	154.5	44:23.010							
15	2:06.974	1:03.996	41.470	21.508	153.2	46:29.984							
16	2:08.134	1:03.693	41.846	22.595	151.8	48:38.118							
17	2:05.004	1:02.021	41.757	21.226	155.6	50:43.122							
18	2:04.590	1:02.162	41.375	21.053	156.1	52:47.712							
19	2:05.889	1:02.228	41.882	21.779	154.5	54:53.601							
20	2:28.118B	1:02.204	44.216	41.698	131.3	57:21.719							



PASSIONE FERRARI CLUB CHALLENGE



CLUB CHALLENGE

BRNO

296 Session 1

Sector Analysis

— Invalidated Lap ■ Personal Best ■ Session Best B Crossing the pit lane

Lap	Time	Sector 1	Sector 2	Sector 3	Kph	Elapsed	Lap	Time	Sector 1	Sector 2	Sector 3	Kph	Elapsed
-----	------	----------	----------	----------	-----	---------	-----	------	----------	----------	----------	-----	---------

073

Leonardo FACCIOLI

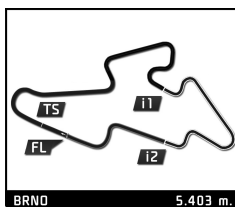
Ineco Reparto Corse Ram

296 Challenge

1	39:58.063	...	42.917	21.818	8.1	39:58.063							
2	2:09.505	1:05.120	43.110	21.275	150.2	42:07.568							
3	2:04.775	1:02.214	41.305	21.256	155.9	44:12.343							
4	2:08.524	1:05.448	41.666	21.410	151.3	46:20.867							
5	2:04.265	1:02.107	41.216	20.942	156.5	48:25.132							
6	2:03.534	1:01.617	41.063	20.854	157.5	50:28.666							
7	2:03.165	1:01.209	41.004	20.952	157.9	52:31.831							
8	2:05.340	1:03.745	40.580	21.015	155.2	54:37.171							
9	2:02.025	1:00.740	40.586	20.699	159.4	56:39.196							



PASSIONE FERRARI CLUB CHALLENGE



CLUB CHALLENGE

BRNO

296 Session 1

Sector Analysis

— Invalidated Lap

■ Personal Best

■ Session Best

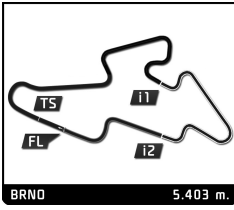
■ Crossing the pit lane

Lap	Time	Sector 1	Sector 2	Sector 3	Kph	Elapsed	Lap	Time	Sector 1	Sector 2	Sector 3	Kph	Elapsed
-----	------	----------	----------	----------	-----	---------	-----	------	----------	----------	----------	-----	---------

73	Denis FACCIOLI												
	Ineco Reparto Corse Ram						296 Challenge						
1	14:29.635	...	43.480	21.496	22.4	14:29.635							
2	2:08.502	1:03.735	43.053	21.714	151.4	16:38.137							
3	2:07.044	1:03.513	42.048	21.483	153.1	18:45.181							
4	2:06.542	1:03.541	41.697	21.304	153.7	20:51.723							
5	2:07.917	1:04.662	41.859	21.396	152.1	22:59.640							
6	2:06.466	1:03.686	41.417	21.363	153.8	25:06.106							
7	2:05.629	1:02.913	41.617	21.099	154.8	27:11.735							
8	2:05.573	1:03.020	41.265	21.288	154.9	29:17.308							
9	2:13.016 B	1:03.363	41.811	27.842	146.2	31:30.324							



PASSIONE FERRARI CLUB CHALLENGE



CLUB CHALLENGE BRNO 296 Session 1

Sector Analysis

— Invalidated Lap ■ Personal Best ■ Session Best B Crossing the pit lane

Lap	Time	Sector 1	Sector 2	Sector 3	Kph	Elapsed	Lap	Time	Sector 1	Sector 2	Sector 3	Kph	Elapsed
-----	------	----------	----------	----------	-----	---------	-----	------	----------	----------	----------	-----	---------

078

Dirk SOMERS

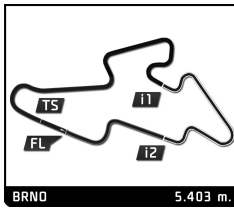
FMB

296 Challenge

1	40:27.262	...	51.546	24.930	8.0	40:27.262							
2	2:22.038	1:11.569	47.158	23.311	136.9	42:49.300							
3	2:18.296	1:09.286	46.704	22.306	140.6	45:07.596							
4	2:11.813	1:06.244	43.639	21.930	147.6	47:19.409							
5	2:11.097	1:05.692	43.456	21.949	148.4	49:30.506							
6	2:10.069	1:05.232	43.047	21.790	149.5	51:40.575							
7	2:10.433	1:05.333	43.030	22.070	149.1	53:51.008							
8	2:11.707	1:05.272	44.595	21.840	147.7	56:02.715							



PASSIONE FERRARI CLUB CHALLENGE



CLUB CHALLENGE

BRNO

296 Session 1

Sector Analysis

— Invalidated Lap

■ Personal Best

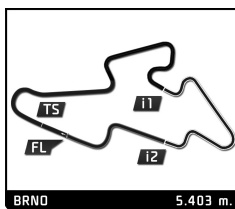
■ Session Best

B Crossing the pit lane

Lap	Time	Sector 1	Sector 2	Sector 3	Kph	Elapsed	Lap	Time	Sector 1	Sector 2	Sector 3	Kph	Elapsed
78	Herwig MULLENS												
	FMB	296 Challenge											
1	15:21.559	...	47.407	23.789	21.1	15:21.559							
2	2:17.512	1:07.936	46.003	23.573	141.4	17:39.071							
3	2:17.000	1:09.024	44.616	23.360	142.0	19:56.071							
4	2:15.283	1:07.129	45.319	22.835	143.8	22:11.354							
5	2:13.510	1:06.803	44.202	22.505	145.7	24:24.864							
6	2:13.941	1:06.122	44.853	22.966	145.2	26:38.805							
7	2:39.417 B	1:13.400	52.421	33.596	122.0	29:18.222							



PASSIONE FERRARI CLUB CHALLENGE



CLUB CHALLENGE

BRNO

296 Session 1

Sector Analysis

— Invalidated Lap

■ Personal Best

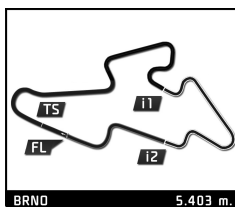
■ Session Best

B Crossing the pit lane

Lap	Time	Sector 1	Sector 2	Sector 3	Kph	Elapsed	Lap	Time	Sector 1	Sector 2	Sector 3	Kph	Elapsed	
80	Bartolomej ROSTEK													
	ROSSOCORSA						296 Challenge							
1	26:19.004	...	47.646	23.163	12.3	26:19.004								
2	2:13.210	1:06.363	43.831	23.016	146.0	28:32.214								
3	2:10.827	1:05.761	42.813	22.253	148.7	30:43.041								
4	2:49.712 B	1:06.646	59.152	43.914	114.6	33:32.753								
5	7:47.882	6:40.741	44.175	22.966	41.6	41:20.635								
6	2:14.039	1:07.071	43.788	23.180	145.1	43:34.674								
7	2:13.535	1:07.664	43.252	22.619	145.7	45:48.209								
8	2:11.307	1:05.226	43.713	22.368	148.1	47:59.516								
9	2:21.480	1:13.498	43.223	24.759	137.5	50:20.996								
10	2:10.406	1:05.108	43.090	22.208	149.2	52:31.402								
11	2:36.902 B	1:13.262	46.583	37.057	124.0	55:08.304								



PASSIONE FERRARI CLUB CHALLENGE



CLUB CHALLENGE

BRNO

296 Session 1

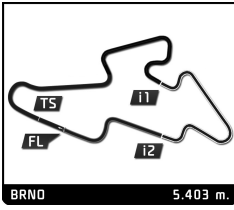
Sector Analysis

— Invalidated Lap ■ Personal Best ■ Session Best B Crossing the pit lane

Lap	Time	Sector 1	Sector 2	Sector 3	Kph	Elapsed	Lap	Time	Sector 1	Sector 2	Sector 3	Kph	Elapsed
096		Lenaic RONDELET											
		Charles Pozzi						296 Challenge					
1	4:38.019	3:19.857	52.076	26.086	70.0	4:38.019							
2	2:25.509	1:17.062	45.648	22.799	133.7	7:03.528							
3	2:15.859	1:08.402	45.156	22.301	143.2	9:19.387							
4	2:15.613	1:08.568	44.438	22.607	143.4	11:35.000							
5	2:12.815	1:07.418	43.398	21.999	146.5	13:47.815							
6	2:10.780	1:06.119	42.882	21.779	148.7	15:58.595							
7	2:09.787	1:05.096	42.891	21.800	149.9	18:08.382							
8	2:08.969	1:04.924	42.619	21.426	150.8	20:17.351							
9	2:08.828	1:04.474	42.788	21.566	151.0	22:26.179							
10	2:27.981 B	1:09.869	47.385	30.727	131.4	24:54.160							
1	31:51.111	...	45.183	23.082	10.2	31:51.111							
2	2:59.468 B	1:20.442	58.715	40.311	108.4	34:50.579							
3	5:28.092	4:21.660	44.423	22.009	59.3	40:18.671							
4	2:11.056	1:05.615	43.494	21.947	148.4	42:29.727							
5	2:09.304	1:04.625	43.172	21.507	150.4	44:39.031							
6	2:10.744	1:05.134	43.242	22.368	148.8	46:49.775							
7	2:08.357	1:04.280	42.624	21.453	151.5	48:58.132							
8	2:35.246 B	1:08.344	51.475	35.427	125.3	51:33.378							



PASSIONE FERRARI CLUB CHALLENGE



CLUB CHALLENGE

BRNO

296 Session 1

Sector Analysis

— Invalidated Lap

■ Personal Best

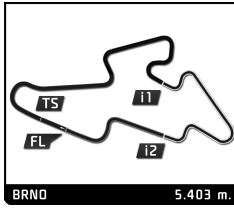
■ Session Best

B Crossing the pit lane

Lap	Time	Sector 1	Sector 2	Sector 3	Kph	Elapsed	Lap	Time	Sector 1	Sector 2	Sector 3	Kph	Elapsed
097	Mohammed KUZBARI												
	EMIL FREY SPORTIVO						296 Challenge						
1	18:47.384	...	44.293	22.373	17.3	18:47.384							
2	2:08.784	1:03.726	42.989	22.069	151.0	20:56.168							
3	2:09.198	1:05.622	42.110	21.466	150.6	23:05.366							
4	2:05.211	1:02.703	41.420	21.088	155.3	25:10.577							
5	2:04.641	1:01.765	41.382	21.494	156.1	27:15.218							
6	2:04.416	1:01.837	41.578	21.001	156.3	29:19.634							
7	2:12.674	1:02.803	48.137	21.734	146.6	31:32.308							
8	3:09.304 B	1:22.999	1:00.471	45.834	102.7	34:41.612							
9	9:36.913	8:32.770	42.677	21.466	33.7	44:18.525							
10	2:09.194	1:03.409	43.093	22.692	150.6	46:27.719							
11	2:06.726	1:03.768	41.820	21.138	153.5	48:34.445							
12	2:03.899	1:01.626	41.099	21.174	157.0	50:38.344							
13	2:03.878	1:01.771	41.285	20.822	157.0	52:42.222							
14	2:09.350	1:01.879	41.137	26.334	150.4	54:51.572							
15	2:26.442 B	1:02.204	44.200	40.038	132.8	57:18.014							



PASSIONE FERRARI CLUB CHALLENGE



CLUB CHALLENGE BRNO 296 Session 1

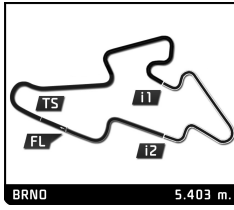
Sector Analysis

— Invalidated Lap ■ Personal Best ■ Session Best B Crossing the pit lane

Lap	Time	Sector 1	Sector 2	Sector 3	Kph	Elapsed	Lap	Time	Sector 1	Sector 2	Sector 3	Kph	Elapsed
780	Fredrik NILSSON												
	AUTOROPA						296 Challenge						
1	21:42.278	...	45.275	23.099	14.9	21:42.278							
2	2:13.649	1:06.151	44.524	22.974	145.5	23:55.927							
3	2:11.055	1:05.577	43.202	22.276	148.4	26:06.982							
4	2:09.432	1:04.766	42.413	22.253	150.3	28:16.414							
5	2:09.444	1:04.974	42.519	21.951	150.3	30:25.858							
6	2:34.867 B	1:03.988	47.276	43.603	125.6	33:00.725							
7	8:25.453	7:20.492	42.936	22.025	38.5	41:26.178							
8	2:08.571	1:04.551	42.146	21.874	151.3	43:34.749							
9	2:07.380	1:03.348	42.298	21.734	152.7	45:42.129							
10	2:09.745	1:04.414	41.883	23.448	149.9	47:51.874							
11	2:07.343	1:03.287	42.347	21.709	152.7	49:59.217							
12	2:06.158	1:03.369	41.381	21.408	154.2	52:05.375							
13	2:32.434 B	1:09.328	50.363	32.743	127.6	54:37.809							



PASSIONE FERRARI CLUB CHALLENGE



CLUB CHALLENGE

BRNO

296 Session 1

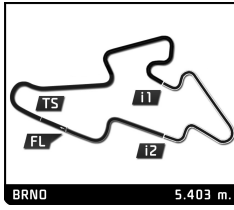
Sector Analysis

— Invalidated Lap ■ Personal Best ■ Session Best **B** Crossing the pit lane

Lap	Time	Sector 1	Sector 2	Sector 3	Kph	Elapsed	Lap	Time	Sector 1	Sector 2	Sector 3	Kph	Elapsed	
812	Olav Aksel OLSEN													
	Formula Norge						296 Challenge							
1	3:39.262	2:25.217	50.050	23.995	88.7	3:39.262								
2	2:16.377	1:08.954	43.669	23.754	142.6	5:55.639								
3	2:07.114	1:03.777	42.006	21.331	153.0	8:02.753								
4	2:05.638	1:02.797	41.554	21.287	154.8	10:08.391								
5	2:05.664	1:01.899	42.643	21.122	154.8	12:14.055								
6	2:04.507	1:01.839	41.687	20.981	156.2	14:18.562								
7	2:04.987	1:02.229	41.701	21.057	155.6	16:23.549								
8	2:04.184	1:01.685	41.553	20.946	156.6	18:27.733								
9	2:05.149	1:02.398	41.522	21.229	155.4	20:32.882								
10	2:22.611 B	1:07.984	43.683	30.944	136.4	22:55.493								
11	19:08.595	...	41.647	21.058	16.9	42:04.088								
12	2:03.303	1:01.117	41.264	20.922	157.7	44:07.391								
13	2:01.374	1:00.287	40.512	20.575	160.3	46:08.765								
14	2:02.643	1:00.545	40.975	21.123	158.6	48:11.408								
15	2:01.429	1:00.207	40.545	20.677	160.2	50:12.837								
16	2:14.970 B	1:06.481	41.430	27.059	144.1	52:27.807								



PASSIONE FERRARI CLUB CHALLENGE



CLUB CHALLENGE BRNO 296 Session 1

Sector Analysis

— Invalidated Lap ■ Personal Best ■ Session Best B Crossing the pit lane

Lap	Time	Sector 1	Sector 2	Sector 3	Kph	Elapsed	Lap	Time	Sector 1	Sector 2	Sector 3	Kph	Elapsed
880	Henrik LEPASOON												
	AUTOROPA						296 Challenge						
1	12:22.571	...	47.891	27.010	26.2	12:22.571							
2	2:26.616	1:14.296	46.753	25.567	132.7	14:49.187							
3	2:24.376	1:11.990	47.783	24.603	134.7	17:13.563							
4	2:25.509	1:12.498	46.271	26.740	133.7	19:39.072							
5	2:20.036	1:10.678	46.123	23.235	138.9	21:59.108							
6	2:26.940B	1:08.927	44.836	33.177	132.4	24:26.048							
7	4:37.507	3:27.401	47.029	23.077	70.1	29:03.555							
8	2:17.574	1:11.043	44.403	22.128	141.4	31:21.129							
9	3:12.278B	1:30.993	59.266	42.019	101.2	34:33.407							
10	6:59.635	5:56.980	41.664	20.991	46.4	41:33.042							
11	2:03.504	1:01.506	40.947	21.051	157.5	43:36.546							
12	2:05.850	1:02.076	42.179	21.595	154.6	45:42.396							
13	2:07.482	1:04.496	42.022	20.964	152.6	47:49.878							
14	2:03.278	1:01.179	41.046	21.053	157.8	49:53.156							
15	2:03.452	1:01.373	41.201	20.878	157.6	51:56.608							
16	2:04.502	1:02.064	41.492	20.946	156.2	54:01.110							
17	2:22.922	1:13.822	44.221	24.879	136.1	56:24.032							