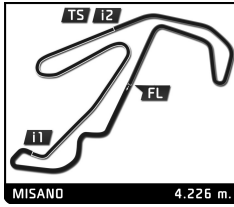


FERRARI CHALLENGE MISANO

Group A - Test 2

Sector Analysis

_ Invalidated Lap							■ Personal Best							■ Session Best							B Crossing the pit lane						
Lap	Time	Sector 1	Sector 2	Sector 3	T.Sp	Elapsed	Lap	Time	Sector 1	Sector 2	Sector 3	T.Sp	Elapsed	Lap	Time	Sector 1	Sector 2	Sector 3	T.Sp	Elapsed	Lap	Time	Sector 1	Sector 2	Sector 3	T.Sp	Elapsed
67	Henry HASSID		FRA																								
	Kessel Racing		Ferrari 296 Challenge																								
1	19:08.883	...	44.620	43.098	176.5	19:08.883	25	9:27.617 B	25.066	35.860	8:26.691	232.8	1:21:00.000														
2	1:41.068	28.067	37.387	35.614	226.9	20:49.951	26	3:39.337	2:18.698	37.833	42.806	126.5	1:24:39.337														
3	<u>1:38.783</u>	25.914	<u>38.014</u>	34.855	228.3	22:28.734	27	1:34.099	25.253	35.554	33.292	231.3	1:26:13.436														
4	1:37.215	26.055	36.837	34.323	229.8	24:05.949	28	1:33.949	25.144	35.542	33.263	230.8	1:27:47.385														
5	1:36.188	25.837	36.118	34.233	229.3	25:42.137	29	1:51.032 B	25.306	36.091	49.635	197.8	1:29:38.417														
6	<u>1:35.953</u>	25.723	<u>36.391</u>	33.839	228.8	27:18.090	30	9:01.002	7:30.032	48.128	42.842	192.5	1:38:39.419														
7	<u>1:35.839</u>	25.684	36.227	<u>33.928</u>	229.3	28:53.929	31	2:43.298 B	36.043	50.702	1:16.553	134.7	1:41:22.717														
8	1:36.085	25.484	36.126	34.475	230.8	30:30.014	32	8:36.082	7:22.792	37.849	35.441	227.8	1:49:58.799														
9	<u>1:41.475</u>	27.254	38.252	<u>35.969</u>	226.9	32:11.489	33	1:40.965	25.228	35.847	39.890	228.3	1:51:39.764														
10	1:35.367	25.520	36.125	33.722	230.3	33:46.856	34	<u>1:33.125</u>	25.059	35.112	<u>32.954</u>	229.8	1:53:12.889														
11	3:53.914 B	25.795	37.117	2:51.002	225.9	37:40.770	35	<u>1:41.426</u>	28.891	37.530	<u>35.005</u>	223.1	1:54:54.315														
12	<u>1:52.385</u>	40.418	36.964	<u>35.003</u>	227.8	39:33.155	36	<u>1:33.407</u>	24.922	35.226	<u>33.259</u>	229.8	1:56:27.722														
13	<u>1:35.520</u>	25.708	35.944	<u>33.868</u>	228.8	41:08.675	37	1:40.056	25.142	35.466	39.448	224.5	1:58:07.778														
14	1:36.113	25.731	36.065	34.317	229.8	42:44.788	38	1:32.847	24.976	35.077	32.794	231.3	1:59:40.625														
15	1:35.214	25.614	35.975	33.625	229.8	44:20.002																					
16	1:34.796	25.335	35.997	33.464	229.8	45:54.798																					
17	1:34.962	25.432	35.812	33.718	230.8	47:29.760																					
18	6:06.884 B	30.362	46.233	4:50.289	182.1	53:36.644																					
19	<u>1:54.466</u>	41.699	37.476	<u>35.291</u>	226.9	55:31.110																					
20	1:35.805	25.544	36.184	34.077	228.8	57:06.915																					
21	1:36.195	25.466	36.226	34.503	228.3	58:43.110																					
22	1:35.434	25.731	35.980	33.723	229.3	1:00:18.544																					
23	4:56.956 B	25.545	37.753	3:53.658	164.6	1:05:15.500																					
24	1:55.712	42.384	37.145	36.183	228.3	1:07:11.212																					
25	<u>1:35.873</u>	25.738	36.202	<u>33.933</u>	228.3	1:08:47.085																					
26	1:38.466	28.574	35.981	33.911	229.8	1:10:25.551																					
27	1:36.050	25.574	35.965	34.511	230.3	1:12:01.601																					
69	Marco ZANASI		ITA																								
	Motor Service - Pinetti Motorsport		Ferrari 296 Challenge																								
1	8:15.906	6:43.876	48.932	43.098	191.8	8:15.906	1	7:51.155	6:17.411	48.086	45.658	192.2	7:51.155														
2	1:43.104	28.869	38.738	35.497	227.4	9:59.010	2	<u>2:01.577</u>	36.656	<u>42.852</u>	42.069	184.0	9:52.732														
3	<u>1:37.773</u>	25.862	<u>36.465</u>	35.446	229.3	11:36.783	3	1:45.580	27.097	39.443	39.040	226.9	11:38.312														
4	1:35.061	25.737	35.689	33.635	229.3	13:11.844	4	1:39.399	25.913	36.290	37.196	227.8	13:17.711														
5	<u>1:34.773</u>	25.567	<u>35.619</u>	33.587	229.8	14:46.617	5	1:34.881	25.472	35.887	33.522	227.8	14:52.592														
6	2:13.383 B	25.845	37.047	1:10.491	207.7	17:00.000	6	<u>1:40.851</u>	25.628	<u>40.371</u>	34.852	224.1	16:33.443														
7	3:44.190	2:14.489	47.323	42.378	188.5	20:44.190	7	1:53.960 B	25.517	36.169	52.274	219.5	18:27.403														
8	1:47.447	28.896	43.155	35.396	226.4	22:31.637	8	7:13.446	5:58.056	39.015	36.375	223.6	25:40.849														
9	1:37.439	25.890	37.288	34.261	230.3	24:09.076	9	1:41.265	26.444	38.767	36.054	224.5	27:22.114														
10	1:34.242	25.814	35.251	33.177	231.3	25:43.318	10	1:41.345	26.581	38.575	36.189	217.7	29:03.459														
11	1:37.721	25.365	36.214	36.142	229.3	27:21.039	11	1:41.389	26.554	38.457	36.378	224.5	30:44.848														
12	1:34.536	25.315	35.807	33.414	228.8	28:55.575	12	1:41.598	26.830	38.400	36.368	224.5	32:26.446														
13	<u>1:38.145</u>	25.174	35.252	<u>37.719</u>	232.3	30:33.720	13	2:01.166 B	27.040	37.678	56.448	224.5	34:27.612														
14	<u>1:37.142</u>	25.302	<u>37.108</u>	<u>34.732</u>	229.8	32:10.862	14	10:03.326	8:38.067	44.127	41.132	216.4	44:30.938														
15	<u>1:33.608</u>	25.179	35.277	<u>33.152</u>	230.3	33:44.470	15	1:47.400	30.942	38.724	37.734	226.4	46:18.338														
16	2:04.888 B	27.159	41.861	55.868	196.0	35:49.358	16	1:40.631	26.750	37.922	35.959	226.4	47:58.969														
17	12:48.068	...	38.085	40.733	226.4	48:37.426	17	1:41.653	26.443	37.701	37.509	226.4	49:40.622														
18	1:35.826	25.799	36.356	33.671	230.3	50:13.252	18	1:38.489	26.166	37.376	34.947	226.9	51:19.111														
19	9:46.748 B	25.569	35.879	8:45.300	230.8	1:00:00.000	19	1:38.250	26.032	37.059	35.159	227.8	52:57.361														
20	5:14.097	4:02.417	36.979	34.701	220.0	1:05:14.097	20	1:37.694	25.838	37.222	34.634	227.4	54:35.055														
21	<u>1:34.459</u>	25.237	35.734	<u>33.488</u>	230.8	1:06:48.556	21	1:37.243	25.735	36.921	34.587	227.8	56:12.298														
22	1:35.694	25.340	35.687	34.667	230.8	1:08:24.250	22	1:37.354	25.826	36.781	34.747	227.4	57:49.652														
23	1:34.032	25.273	35.443	33.316	231.8	1:09:58.282	23	1:37.497	25.807	37.091	34.599	227.4	59:27.149														
24	1:34.101	25.301	35.644	33.156	231.8	1:11:32.383	24	2:06.994 B	29.777	42.842	54.375	188.2	1:01:34.143														
103	BORIS GIDEON		DEU																								
	Autohaus Ulrich		Ferrari 296 Challenge																								
1	4:39.374	3:04.960	51.044	43.370	137.4	4:39.374	1	4:39.374	3:04.960	51.044	43.370	137.4	4:39.374														
2	2:00.433	33.876	45.744	40.813	78.9	6:39.807	2	2:00.433	33.876	45.744	40.813	78.9	6:39.807														
3	1:55.223	28.994	39.732	46.497	142.3	8:35.030	3	1:55.223	28.994	39.732	46.497	142.3	8:35.030														
4	2:04.961 B	29.155	41.302	54.504	220.4	10:39.991	4	2:04.961 B	29.155	41.302	54.504	220.4	10:39.991														
5	16:31.590	...	38.124	40.544	224.1	27:11.581	5	16:31.590	...	38.124	40.544	224.1	27:11.581														
6	1:36.631	26.127	36.487	34.017	226.4	28:48.212	6	1:36.631	26.127	36.487	34.017	226.4	28:48.212														



FERRARI CHALLENGE MISANO

Group A - Test 2

Sector Analysis

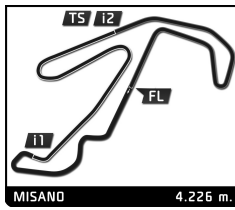
Invalidated Lap Personal Best Session Best Crossing the pit lane

Table with 14 columns: Lap, Time, Sector 1, Sector 2, Sector 3, T.Spd, Elapsed. Rows 7-25 showing driver data.

Driver profile for 104 Andreas KÖNIG, AUT. Includes track name Emil Frey Racing and Ferrari 296 Challenge. Table with 7 columns: Lap, Time, Sector 1, Sector 2, Sector 3, T.Spd, Elapsed. Rows 1-36.

Driver profile for 113 Henrik KAMSTRUP, DNK. Includes track name Formula Racing and Ferrari 296 Challenge. Table with 7 columns: Lap, Time, Sector 1, Sector 2, Sector 3, T.Spd, Elapsed. Rows 1-45.

Driver profile for 115 Shintaro AKATSU, JPN. Includes track name Ineco - Reparto Corse RAM and Ferrari 296 Challenge. Table with 7 columns: Lap, Time, Sector 1, Sector 2, Sector 3, T.Spd, Elapsed. Rows 1-45.

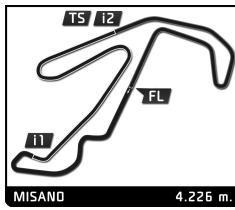


FERRARI CHALLENGE MISANO

Group A - Test 2

Sector Analysis

Table with 14 columns: Lap, Time, Sector 1, Sector 2, Sector 3, T.Spd, Elapsed. It contains data for three drivers: Oscar RYNDZIEWICZ (121), Luis PERUSQUIA (119), and an unlabeled driver (119). Includes a legend for lap status (Invalidated, Personal Best, Session Best, Crossing pit lane).



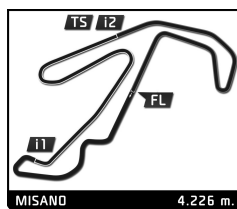
FERRARI CHALLENGE MISANO

Group A - Test 2

Sector Analysis

Invalidated Lap Personal Best Session Best Crossing the pit lane

Table with columns: Lap, Time, Sector 1, Sector 2, Sector 3, T.Spd, Elapsed. Contains data for drivers Christian KINCH (128), Charles CHAN (133), and Tibor VALINT (132).



FERRARI CHALLENGE MISANO

Group A - Test 2

Sector Analysis

Table with 14 columns: Lap, Time, Sector 1, Sector 2, Sector 3, T.Spd, Elapsed. Contains lap data for drivers 140 and 151.

Driver profile for Pino FRASCARO (ITA), Rossocorsa, Ferrari 296 Challenge. Includes lap times and sector data.

Driver profile for John DHILLON (GBR), Formula Racing, Ferrari 296 Challenge. Includes lap times and sector data.

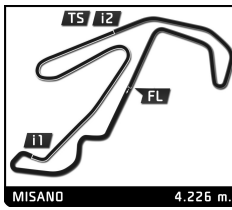
Driver profile for Alvaro José TRINDADE RAMOS (PRT), Santogal - Araujo Competição, Ferrari 296 Challenge. Includes lap times and sector data.



FERRARI CHALLENGE



RICHARD MILLE



FERRARI CHALLENGE MISANO

Group A - Test 2

Sector Analysis

Invalidated Lap Personal Best Session Best Crossing the pit lane

Table with 14 columns: Lap, Time, Sector 1, Sector 2, Sector 3, T.Spd, Elapsed. Rows 33-38.

155 Friedrich MÜLLER AUT Gohm Motorsport - Engstler Ferrari 296 Challenge

Table with 14 columns: Lap, Time, Sector 1, Sector 2, Sector 3, T.Spd, Elapsed. Rows 1-41 for Friedrich MÜLLER.

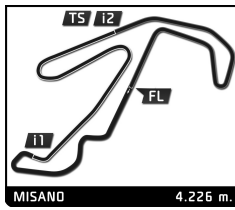
161 Thomas GOSTNER ITA CDP - MP Racing Ferrari 296 Challenge

Table with 14 columns: Lap, Time, Sector 1, Sector 2, Sector 3, T.Spd, Elapsed. Rows 1-4 for Thomas GOSTNER.

Table with 14 columns: Lap, Time, Sector 1, Sector 2, Sector 3, T.Spd, Elapsed. Rows 5-41.

168 Germana TOGNELLA GBR Ineco - Reparto Corse RAM Ferrari 296 Challenge

Table with 14 columns: Lap, Time, Sector 1, Sector 2, Sector 3, T.Spd, Elapsed. Rows 1-18 for Germana TOGNELLA.



FERRARI CHALLENGE MISANO Group A - Test 2

Sector Analysis

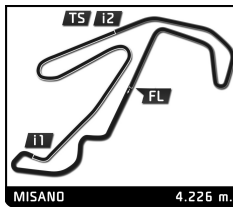
Invalidated Lap Personal Best Session Best Crossing the pit lane

Table with 7 columns: Lap, Time, Sector 1, Sector 2, Sector 3, T.Sp, Elapsed. Rows 19-29.

Table for driver 170 Andrea LEVY. Includes driver name, team (Radicci Automobili - Best Lap), and a detailed lap-by-lap performance table with 7 columns.

Table for driver 171 Cristiano MACIEL. Includes driver name, team (FBO Motor Sports), and a detailed lap-by-lap performance table with 7 columns.

Table for driver 173 Corinna GOSTNER. Includes driver name, team (CDP - MP Racing), and a detailed lap-by-lap performance table with 7 columns.



FERRARI CHALLENGE MISANO

Group A - Test 2

Sector Analysis

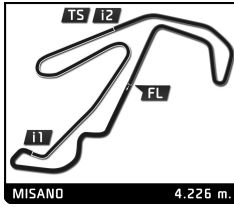
Table with 14 columns: Lap, Time, Sector 1, Sector 2, Sector 3, T.Spd, Elapsed. Contains data for drivers 175 (Sven SCHÖMER) and 199 (Aleksiej KOMAROV) across 39 laps. Includes a legend for Personal Best, Session Best, and Crossing the pit lane.



FERRARI
CHALLENGE



RICHARD MILLE



FERRARI CHALLENGE
MISANO
Group A - Test 2

Sector Analysis

— Invalidated Lap ■ Personal Best ■ Session Best B Crossing the pit lane

Lap	Time	Sector 1	Sector 2	Sector 3	T.Spd	Elapsed	Lap	Time	Sector 1	Sector 2	Sector 3	T.Spd	Elapsed
36	1:46.789	30.135	40.918	35.736	225.0	1:34:07.169							
37	<u>1:38.324</u>	25.881	37.279	<u>35.164</u>	225.9	1:35:45.493							
38	1:37.015	25.862	36.676	34.477	227.4	1:37:22.508							
39	1:41.559	26.115	36.822	38.622	228.8	1:39:04.067							
40	2:40.789 B	34.692	52.885	1:13.212	167.2	1:41:44.856							
41	9:03.764	7:50.296	38.436	35.032	225.9	1:50:48.620							
42	1:37.874	26.113	36.982	34.779	225.9	1:52:26.494							
43	1:39.792	25.677	36.741	37.374	227.8	1:54:06.286							
44	<u>1:38.560</u>	<u>25.627</u>	<u>36.786</u>	<u>36.147</u>	227.8	1:55:44.846							
45	1:36.977	25.787	36.557	34.633	228.3	1:57:21.823							
46	2:17.170 B	29.377	44.957	1:02.836	204.9	1:59:38.993							