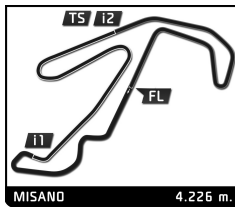


FERRARI CHALLENGE MISANO

Group B - Test 1

Sector Analysis

_ Invalidated Lap							■ Personal Best							■ Session Best							B Crossing the pit lane																																																																																																																																																																																																																																																																																		
Lap	Time	Sector 1	Sector 2	Sector 3	T.Sp	Elapsed	Lap	Time	Sector 1	Sector 2	Sector 3	T.Sp	Elapsed	Lap	Time	Sector 1	Sector 2	Sector 3	T.Sp	Elapsed	Lap	Time	Sector 1	Sector 2	Sector 3	T.Sp	Elapsed																																																																																																																																																																																																																																																																												
1	Jasin FERATI CHE							7	1:54.626	B	25.734	36.664	52.228	229.8	13:02.110	8	8:24.595	B	6:39.112	42.906	1:02.577	223.1	21:26.705	9	2:08.968		48.242	41.993	38.733	227.8	23:35.673	10	1:42.232		27.175	38.583	36.474	229.3	25:17.905	11	1:40.979		26.407	38.133	36.439	228.8	26:58.884	12	1:41.224		26.501	37.888	36.835	228.8	28:40.108	13	1:40.487		26.454	38.661	35.372	229.8	30:20.595	14	1:38.238		26.118	37.164	34.956	229.3	31:58.833	15	1:38.627		26.140	37.580	34.907	229.3	33:37.460	16	1:38.278		26.327	37.444	34.507	229.3	35:15.738	17	1:36.769		25.571	36.983	34.215	228.3	36:52.507	18	1:36.676		25.613	36.864	34.199	229.3	38:29.183	19	1:45.467		25.504	38.977	40.986	189.5	40:14.650	20	1:36.291		25.816	36.370	34.105	229.3	41:50.941	21	8:49.099	B	32.509	5:28.207	2:48.383	67.6	50:40.040	22	26:04.018		...	42.394	38.384	225.9	1:16:44.058	23	1:37.973		26.418	37.256	34.299	229.3	1:18:22.031	24	1:37.141		26.197	36.776	34.168	229.8	1:19:59.172	25	1:36.115		25.633	36.732	33.750	230.8	1:21:35.287	26	1:35.779		25.628	36.496	33.655	229.8	1:23:11.066	27	1:35.847		25.483	36.670	33.694	230.3	1:24:46.913	28	1:56.428	B	25.779	38.663	51.986	192.2	1:26:43.341	29	8:17.381		6:51.138	44.998	41.245	224.1	1:35:00.722	30	1:45.608		28.680	39.625	37.303	229.3	1:36:46.330	31	1:39.409		26.692	37.504	35.213	228.8	1:38:25.739	32	1:35.891		25.607	36.436	33.848	229.3	1:40:01.630	33	1:35.521		25.565	36.447	33.509	230.3	1:41:37.151	34	1:35.959		25.595	36.429	33.935	231.3	1:43:13.110	35	1:36.311		25.820	36.288	34.203	229.8	1:44:49.421	36	1:36.149		26.165	36.094	33.890	230.8	1:46:25.570	37	1:35.670		25.537	36.470	33.663	230.8	1:48:01.240	38	1:35.142		25.611	35.971	33.560	231.3	1:49:36.382	39	1:35.136		25.610	36.141	33.385	231.8	1:51:11.518	40	1:39.540		25.870	39.284	34.386	230.8	1:52:51.058	41	1:34.746		25.488	35.794	33.464	231.3	1:54:25.804	42	1:54.345	B	25.595	36.225	52.525	231.3	1:56:20.149
3	Max MUGELLI ITA							1	29:00.400		...	45.583	42.781	192.5	29:00.400	2	1:54.410		28.545	39.972	45.893	224.5	30:54.810	3	1:38.709		26.602	37.050	35.057	228.8	32:33.519	4	1:36.881		25.948	36.650	34.283	228.8	34:10.400	5	5:57.081	B	25.653	36.236	4:55.192	229.3	40:07.481	6	1:57.554		46.304	37.235	34.015	229.8	42:05.035	7	1:35.979		25.728	36.264	33.987	229.8	43:41.014	8	21:53.948	B	25.633	39.633	...	203.4	1:05:34.962	9	2:06.480		53.631	37.654	35.195	227.4	1:07:41.442	10	1:36.275		25.771	36.108	34.396	228.3	1:09:17.717	11	1:35.447		25.451	36.162	33.834	228.8	1:10:53.164	12	1:35.493		25.424	36.229	33.840	229.3	1:12:28.657	13	6:13.163	B	27.340	37.177	5:08.646	227.8	1:18:41.820	14	2:20.764		54.016	45.367	41.381	114.3	1:21:02.584	15	1:40.885		28.318	37.236	35.331	226.9	1:22:43.469	16	1:35.481		25.453	36.329	33.699	229.3	1:24:18.950	17	1:34.531		25.242	35.977	33.312	229.3	1:25:53.481	18	1:42.168		27.295	38.660	36.213	215.1	1:27:35.649	19	1:35.494		25.703	36.177	33.614	229.3	1:29:11.143	20	15:28.960	B	26.440	37.444	...	230.8	1:44:40.103	21	2:12.695		49.762	42.072	40.861	224.5	1:46:52.798	22	1:47.312		27.704	44.207	35.401	206.9	1:48:40.110	23	1:35.806		25.912	36.368	33.526	229.8	1:50:15.916	24	1:34.258		25.248	35.770	33.240	229.3	1:51:50.174	25	1:33.994		25.201	35.620	33.173	229.8	1:53:24.168	26	1:41.166		25.262	36.911	38.993	173.6	1:55:05.334																																																																																
4	Andrew MORROW GBR							1	2:40.705		1:15.509	43.503	41.693	223.6	2:40.705	2	1:42.135		27.988	37.906	36.241	228.3	4:22.840	3	1:44.999		26.579	37.051	41.369	229.3	6:07.839	4	1:44.401		28.903	40.418	35.080	228.8	7:52.240	5	1:38.520		26.142	37.659	34.719	229.3	9:30.760	6	1:36.724		26.036	36.260	34.428	230.3	11:07.484																																																																																																																																																																																																																																																
11	Herbert GEISS DEU							1	2:32.312		1:04.552	44.886	42.874	210.9	2:32.312	2	1:48.767		29.465	41.063	38.239	225.5	4:21.079	3	1:43.617		29.662	37.853	36.102	227.4	6:04.696	4	1:39.604		26.612	37.127	35.865	227.8	7:44.300	5	1:38.355		26.367	36.809	35.179	227.4	9:22.655	6	1:38.067		26.082	36.766	35.219	228.3	11:00.722	7	1:42.050		27.454	36.918	37.678	228.8	12:42.772	8	5:15.645	B	26.693	37.289	4:11.663	227.4	17:58.417	9	4:15.637	B	50.864	47.745	2:37.028	194.9	22:14.054	10	2:12.731		52.835	41.270	38.626	223.1	24:26.785	11	1:38.453		26.897	36.720	34.836	228.8	26:05.238	12	1:36.297		25.771	36.429	34.097	227.8	27:41.535	13	1:35.432		25.511	36.232	33.689	227.8	29:16.967	14	1:36.199		26.053	36.233	33.913	228.8	30:53.166	15	1:35.418		25.503	36.140	33.775	229.3	32:28.584	16	1:35.834		25.791	36.213	33.830	228.8	34:04.418	17	1:34.680		25.391	35.911	33.378	229.3	35:39.098	18	1:35.955		25.459	36.071	34.425	229.8	37:15.053	19	1:35.469		25.555	36.107	33.807	229.3	38:50.522																																																																																																																																								



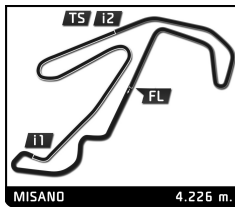
FERRARI CHALLENGE MISANO

Group B - Test 1

Sector Analysis

Invalidated Lap Personal Best Session Best Crossing the pit lane

Table with columns: Lap, Time, Sector 1, Sector 2, Sector 3, T.Spd, Elapsed. Includes driver profiles for Qwin WIETLISBACH, Felix HIRSIGER, and Francesco GALLI.



FERRARI CHALLENGE MISANO Group B - Test 1

Sector Analysis

Invalidated Lap Personal Best Session Best Crossing the pit lane

Table with 14 columns: Lap, Time, Sector 1, Sector 2, Sector 3, T.Spd, Elapsed. Rows 39-42 showing lap data for Nobuhiro Imada.

44 Nobuhiro IMADA JPN Formula Racing Ferrari 296 Challenge

Table with 14 columns: Lap, Time, Sector 1, Sector 2, Sector 3, T.Spd, Elapsed. Rows 1-28 showing lap data for Nobuhiro Imada.

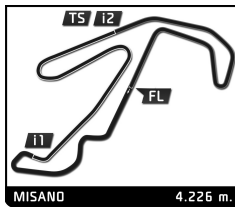
45 Luigi COLUCCIO ITA Rossocorsa Ferrari 296 Challenge

Table with 14 columns: Lap, Time, Sector 1, Sector 2, Sector 3, T.Spd, Elapsed. Rows 1-19 showing lap data for Luigi Coluccio.

Table with 14 columns: Lap, Time, Sector 1, Sector 2, Sector 3, T.Spd, Elapsed. Rows 20-29 showing lap data for Otto Blank.

71 Otto BLANK DEU Lueg Sportivo - Herter Racing Ferrari 296 Challenge

Table with 14 columns: Lap, Time, Sector 1, Sector 2, Sector 3, T.Spd, Elapsed. Rows 1-43 showing lap data for Otto Blank.



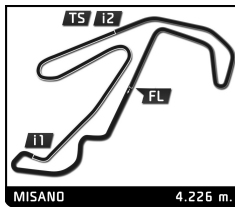
FERRARI CHALLENGE MISANO

Group B - Test 1

Sector Analysis

Invalidated Lap Personal Best Session Best Crossing the pit lane

Table with columns: Lap, Time, Sector 1, Sector 2, Sector 3, T.Sp, Elapsed. Contains data for drivers Vincenzo SCARPETTA (ITA), Hendrik VIOL (CZE), and Motoshiko ISOZAKI (JPN).

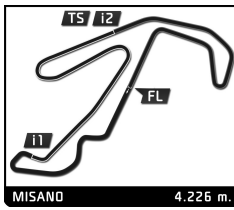


FERRARI CHALLENGE MISANO

Group B - Test 1

Sector Analysis

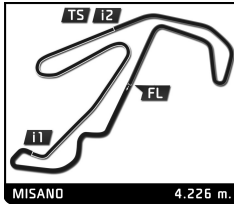
Table with columns: Lap, Time, Sector 1, Sector 2, Sector 3, T.Spd, Elapsed. Includes driver profiles for Zois SKRIMPIAS and Fabrizio FONTANA.



FERRARI CHALLENGE MISANO Group B - Test 1

Sector Analysis

Table with columns: Lap, Time, Sector 1, Sector 2, Sector 3, T.Sp, Elapsed. Rows include driver data for Fons SCHELTEMA (NLD), Manuela GOSTNER (ITA), and Jan SANDMANN (DEU).



FERRARI CHALLENGE MISANO Group B - Test 1

Sector Analysis

— Invalidated Lap ■ Personal Best ■ Session Best B Crossing the pit lane

Lap	Time	Sector 1	Sector 2	Sector 3	T.Spd	Elapsed	Lap	Time	Sector 1	Sector 2	Sector 3	T.Spd	Elapsed
39	1:35.531	25.775	36.124	33.632	226.4	1:49:09.770							
40	<u>1:34.826</u>	25.327	35.773	<u>33.726</u>	226.9	1:50:44.596							
41	<u>1:36.698</u>	25.859	36.841	<u>33.998</u>	226.4	1:52:21.294							
42	1:35.265	25.323	36.123	33.819	227.8	1:53:56.559							
43	1:35.258	25.684	36.010	33.564	226.9	1:55:31.817							

780 Rui AGUAS

1	7:07.362	5:35.122	47.429	44.811	184.0	7:07.362
2	1:44.599	29.125	39.008	36.466	224.5	8:51.961
3	1:37.007	26.016	37.085	33.906	225.9	10:28.968
4	1:36.717	26.017	36.773	33.927	225.9	12:05.685
5	1:34.635	25.212	36.097	33.326	226.9	13:40.320
6	1:34.198	25.142	35.867	33.189	227.8	15:14.518
7	1:34.504	25.344	35.783	33.377	226.4	16:49.022
8	<u>1:34.409</u>	25.238	36.029	<u>33.142</u>	227.8	18:23.431
9	2:07.480B	27.015	39.745	1:00.720	222.7	20:30.911