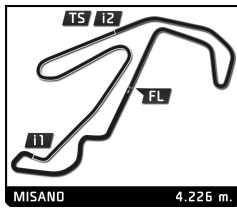


FERRARI CHALLENGE MISANO

Group A - Test 1

Sector Analysis

_ Invalidated Lap							■ Personal Best							■ Session Best							B Crossing the pit lane																																																																																																																																																			
Lap	Time	Sector 1	Sector 2	Sector 3	T.Sp	Elapsed	Lap	Time	Sector 1	Sector 2	Sector 3	T.Sp	Elapsed	Lap	Time	Sector 1	Sector 2	Sector 3	T.Sp	Elapsed	Lap	Time	Sector 1	Sector 2	Sector 3	T.Sp	Elapsed																																																																																																																																													
67	Henry HASSID FRA							14	<u>1:33.831</u>	25.180	<u>35.551</u>	33.100	229.3	45:48.208	15	<u>1:40.852</u>	25.475	<u>36.220</u>	39.157	228.8	47:29.060	16	1:33.295	25.193	35.115	32.987	230.3	49:02.355	17	<u>1:53.536</u> B	25.248	35.201	53.087	230.8	50:55.891	18	21:32.775	...	45.998	41.705	159.5	1:12:28.666	19	<u>1:37.595</u>	25.594	<u>37.382</u>	34.619	201.1	1:14:06.261	20	<u>1:34.347</u>	25.202	35.442	<u>33.703</u>	230.8	1:15:40.608	21	<u>1:57.437</u> B	25.700	36.123	55.614	200.4	1:17:38.045	22	<u>3:57.395</u>	2:45.032	37.581	34.782	228.8	1:21:35.440	23	<u>1:36.077</u>	25.187	<u>36.222</u>	<u>34.668</u>	228.3	1:23:11.517	24	<u>1:33.666</u>	25.417	<u>35.216</u>	<u>33.033</u>	231.8	1:24:45.183	25	<u>5:36.819</u> B	25.397	35.121	4:36.301	233.8	1:30:22.002	26	<u>1:43.109</u>	25.365	<u>36.102</u>	41.642	231.3	1:32:05.111	27	<u>1:34.067</u>	25.428	35.427	33.212	230.8	1:33:39.178	28	<u>1:36.074</u>	25.664	35.978	<u>34.432</u>	232.3	1:35:15.252	29	<u>1:36.571</u>	25.320	<u>36.251</u>	35.000	227.4	1:36:51.823	30	<u>1:34.911</u>	25.593	35.712	33.606	229.3	1:38:26.734	31	<u>2:03.303</u> B	26.161	44.385	52.757	159.8	1:40:30.037	32	<u>4:31.726</u>	3:21.097	37.133	33.496	227.8	1:45:01.763	33	<u>1:34.127</u>	25.309	35.362	<u>33.456</u>	230.8	1:46:35.890	34	<u>1:34.569</u>	25.558	35.565	33.446	228.8	1:48:10.459	35	<u>1:34.443</u>	25.528	35.199	33.716	230.8	1:49:44.902	36	<u>2:05.530</u> B	26.636	41.046	57.848	201.9	1:51:50.432
	Kessel Racing Ferrari 296 Challenge								Paolo SCUDIERI ITA									Sa.Mo.Car Ferrari 296 Challenge																																																																																																																																																						
1	21:45.085	...	50.968	49.553	164.6	21:45.085	1	42:50.326	...	48.344	47.748	191.2	42:50.326	2	1:56.604	31.511	42.177	42.916	220.4	44:46.930	3	1:44.114	28.171	38.300	37.643	224.1	46:31.044	4	1:43.715	27.190	39.324	37.201	225.0	48:14.759	5	1:42.644	26.666	38.329	37.649	224.5	49:57.403	6	1:41.983	27.132	38.060	36.791	225.0	51:39.386	7	1:41.461	27.253	37.917	36.291	225.0	53:20.847	8	1:45.016	29.165	38.982	36.869	224.1	55:05.863	9	<u>2:13.749</u> B	26.651	39.925	1:07.173	188.8	57:19.612	10	30:53.942	...	43.892	45.226	205.3	1:28:13.554	11	1:47.048	29.134	39.417	38.497	224.1	1:30:00.602	12	1:41.624	26.984	38.004	36.636	223.6	1:31:42.226	13	1:41.073	26.661	38.053	36.359	225.0	1:33:23.299	14	1:41.086	26.492	37.832	36.762	227.8	1:35:04.385	15	1:41.930	27.375	37.949	36.606	225.5	1:36:46.315	16	1:40.436	26.431	37.532	36.473	225.0	1:38:26.751	17	1:40.604	26.902	37.565	36.137	225.5	1:40:07.355	18	1:40.418	26.469	37.797	36.152	224.5	1:41:47.773	19	1:39.887	26.497	37.455	35.935	226.9	1:43:27.660	20	1:39.807	26.255	37.697	35.855	224.5	1:45:07.467	21	1:38.838	26.194	37.285	35.359	224.5	1:46:46.305	22	<u>2:11.582</u> B	29.665	44.153	57.764	193.5	1:48:57.887								
	Motor Service - Pinetti Motorsport Ferrari 296 Challenge								BORIS GIDEON DEU									Autohaus Ulrich Ferrari 296 Challenge																																																																																																																																																						
1	9:23.596	7:48.682	50.639	44.275	196.7	9:23.596	1	9:55.228	8:25.719	46.704	42.805	209.3	9:55.228	2	1:49.308	29.858	39.873	39.577	212.6	11:44.536	3	<u>1:38.307</u>	26.464	37.034	<u>34.809</u>	225.0	13:22.843	4	<u>1:36.110</u>	25.570	36.456	<u>34.084</u>	225.9	14:58.953	5	<u>1:56.586</u> B	26.022	37.376	53.188	225.0	16:55.539	6	7:20.519	6:03.017	40.005	37.497	224.1	24:16.058																																																																																																																								
2	1:49.859	33.285	39.089	37.485	228.3	11:13.455																																																																																																																																																																		
3	1:38.366	26.484	36.418	35.464	229.3	12:51.821																																																																																																																																																																		
4	1:36.503	26.045	36.060	34.398	229.8	14:28.324																																																																																																																																																																		
5	1:35.284	25.875	35.753	33.656	229.3	16:03.608																																																																																																																																																																		
6	1:35.026	25.602	35.914	33.510	229.3	17:38.634																																																																																																																																																																		
7	1:35.870	25.600	36.267	34.003	224.1	19:14.504																																																																																																																																																																		
8	<u>1:35.293</u>	25.868	36.085	<u>33.340</u>	230.3	20:49.797																																																																																																																																																																		
9	1:59.774 B	27.597	37.476	54.701	229.8	22:49.571																																																																																																																																																																		
10	9:26.790	7:58.279	47.287	41.224	195.3	32:16.361																																																																																																																																																																		
11	2:01.132 B	28.901	37.674	54.557	229.3	34:17.493																																																																																																																																																																		
12	<u>8:18.693</u>	7:03.669	40.103	<u>34.921</u>	227.8	42:36.186																																																																																																																																																																		
13	1:38.191	27.336	36.156	34.699	228.8	44:14.377																																																																																																																																																																		



FERRARI CHALLENGE MISANO

Group A - Test 1

Sector Analysis

Table with 14 columns: Lap, Time, Sector 1, Sector 2, Sector 3, T.Spd, Elapsed. Contains lap data for drivers 7 through 20.

104 Andreas KÖNIG AUT
Emil Frey Racing Ferrari 296 Challenge

Table with 7 columns: Lap, Time, Sector 1, Sector 2, Sector 3, T.Spd, Elapsed. Contains lap data for driver 104, Andreas KÖNIG.

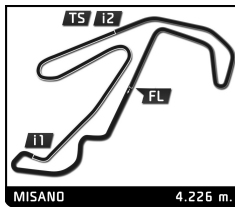
113 Henrik KAMSTRUP DNK
Formula Racing Ferrari 296 Challenge

Table with 7 columns: Lap, Time, Sector 1, Sector 2, Sector 3, T.Spd, Elapsed. Contains lap data for driver 113, Henrik KAMSTRUP.

Table with 14 columns: Lap, Time, Sector 1, Sector 2, Sector 3, T.Spd, Elapsed. Contains lap data for drivers 4 through 37.

115 Shintaro AKATSU JPN
Ineco - Reparto Corse RAM Ferrari 296 Challenge

Table with 7 columns: Lap, Time, Sector 1, Sector 2, Sector 3, T.Spd, Elapsed. Contains lap data for driver 115, Shintaro AKATSU.

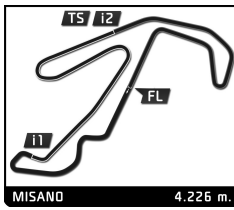


FERRARI CHALLENGE MISANO

Group A - Test 1

Sector Analysis

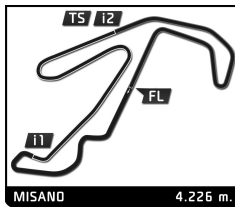
Table with columns: Lap, Time, Sector 1, Sector 2, Sector 3, T.Spd, Elapsed. Includes driver profiles for Oscar Lee RYNDZIEWICZ (GBR) and Luis PERUSQUIA (MEX) with their respective lap times and sector data.



FERRARI CHALLENGE MISANO Group A - Test 1

Sector Analysis

Table with 14 columns: Lap, Time, Sector 1, Sector 2, Sector 3, T.Sp, Elapsed. Includes driver profiles for Tibor VALINT (HUN) and Charles CHAN (HKG) with their respective lap data and session statistics.

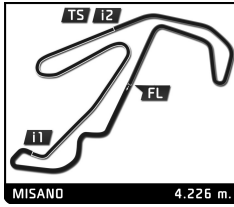


FERRARI CHALLENGE MISANO

Group A - Test 1

Sector Analysis

Table with columns: Lap, Time, Sector 1, Sector 2, Sector 3, T.Spd, Elapsed. Includes driver profiles for John DHILLON (GBR), Alvaro José TRINDADE RAMOS (POR), and Friedrich MÜLLER (AUT) with their respective lap data.

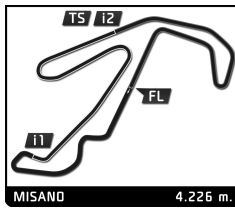


FERRARI CHALLENGE MISANO

Group A - Test 1

Sector Analysis

Table with columns: Lap, Time, Sector 1, Sector 2, Sector 3, T.Spd, Elapsed. Includes data for drivers 168 (Germana TOGNELLA) and 161 (Thomas GOSTNER) across 46 laps.



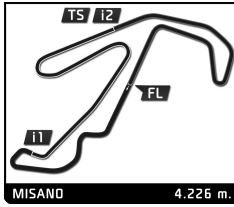
FERRARI CHALLENGE MISANO

Group A - Test 1

Sector Analysis

Invalidated Lap Personal Best Session Best Crossing the pit lane

Table with columns: Lap, Time, Sector 1, Sector 2, Sector 3, T.Spd, Elapsed. Contains data for drivers Cristiano MACIEL, Sven SCHÖMER, and Corinna GOSTNER across multiple laps.



FERRARI CHALLENGE MISANO

Group A - Test 1

Sector Analysis

Invalidated Lap Personal Best Session Best Crossing the pit lane

Table with 14 columns: Lap, Time, Sector 1, Sector 2, Sector 3, T.Spd, Elapsed. Rows 21-34 showing lap data with various markers like 'B' and underlined values.

199 Aleksei KOMAROV GRC Scuderia Praha Racing Ferrari 296 Challenge

Table with 7 columns: Lap, Time, Sector 1, Sector 2, Sector 3, T.Spd, Elapsed. Rows 1-41 showing detailed lap data for Aleksei Komarov.