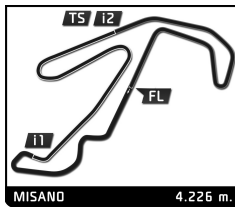


TROFEO PIRELLI & PIRELLI AM MISANO Race 2

Sector Analysis

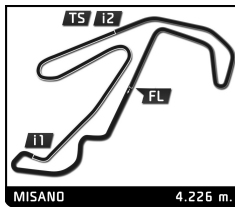
Table with columns: Lap, Time, Sector 1, Sector 2, Sector 3, T.Sp, Elapsed. Rows include driver names (e.g., Jasin FERATI, Herbert GEISS, Max MUGELLI, Andrew MORROW, Giammarco MARZIALETTI, Qwin WIETLISBACH) and their respective lap times and sector times.



TROFEO PIRELLI & PIRELLI AM MISANO Race 2

Sector Analysis

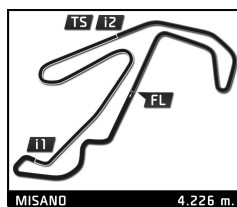
Table with 14 columns: Lap, Time, Sector 1, Sector 2, Sector 3, T.Spd, Elapsed. It lists race data for drivers 30, 31, 33, 40, and 44, including their names, nationalities, and team names. The table is split into two main sections for each driver, showing lap-by-lap performance.



TROFEO PIRELLI & PIRELLI AM MISANO Race 2

Sector Analysis

Table with columns: Lap, Time, Sector 1, Sector 2, Sector 3, T.Spd, Elapsed. Includes driver profiles for Luigi Coluccio, Marco Zanasi, Otto Blank, Henry Hassid, and Gilles Renmans with their respective lap times and sector data.



TROFEO PIRELLI & PIRELLI AM MISANO Race 2

Sector Analysis

Invalidated Lap Personal Best Session Best Crossing the pit lane

Table with 14 columns: Lap, Time, Sector 1, Sector 2, Sector 3, T.Spd, Elapsed. Rows 10-14 and 6-19.

Driver 85 Hanno LASKOWSKI DEU. Team: Emil Frey Racing, Ferrari 296 Challenge. Table with 7 columns: Lap, Time, Sector 1, Sector 2, Sector 3, T.Spd, Elapsed. Rows 1-19.

Driver 87 N.M. ITA. Team: Rossocorsa, Ferrari 296 Challenge. Table with 7 columns: Lap, Time, Sector 1, Sector 2, Sector 3, T.Spd, Elapsed. Rows 1-19.

Driver 88 Amin AREFPOUR DEU. Team: Riller & Schnauk, Ferrari 296 Challenge. Table with 7 columns: Lap, Time, Sector 1, Sector 2, Sector 3, T.Spd, Elapsed. Rows 1-5.

Driver 90 Vincenzo SCARPETTA ITA. Team: Radicci Automobili - Sanasi Racing Tec, Ferrari 296 Challenge. Table with 7 columns: Lap, Time, Sector 1, Sector 2, Sector 3, T.Spd, Elapsed. Rows 1-19.

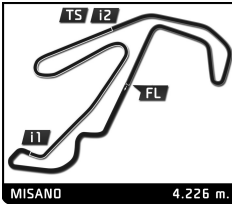
Driver 92 Hendrik VIOL CZE. Team: Scuderia Praha Racing, Ferrari 296 Challenge. Table with 7 columns: Lap, Time, Sector 1, Sector 2, Sector 3, T.Spd, Elapsed. Rows 1-19.



FERRARI
CHALLENGE

TROFEO
PIRELLI

RICHARD MILLE



TROFEO PIRELLI & PIRELLI AM
MISANO
Race 2

Sector Analysis

— Invalidated Lap ■ Personal Best ■ Session Best B Crossing the pit lane

Lap	Time	Sector 1	Sector 2	Sector 3	T.Spd	Elapsed	Lap	Time	Sector 1	Sector 2	Sector 3	T.Spd	Elapsed
19	1:36.915	25.919	36.484	34.512	229.3	32:16.399							