

TROFEO PIRELLI & PIRELLI AM MISANO

Free Practice

Sector Analysis

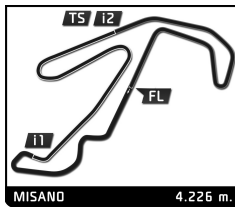
Invalidated Lap

Personal Best

Session Best

Crossing the pit lane

Table with columns: Lap, Time, Sector 1, Sector 2, Sector 3, T.Spd, Elapsed. Rows include drivers: Jasin FERATI, Andrew MORROW, Max MUGELLI, Herbert GEISS.



TROFEO PIRELLI & PIRELLI AM MISANO

Free Practice

Sector Analysis

Invalidated Lap Personal Best Session Best Crossing the pit lane

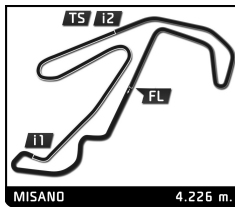
Table with 7 columns: Lap, Time, Sector 1, Sector 2, Sector 3, T.Spd, Elapsed. Rows 17-25.

Driver profile for Giammarco MARZIALETTI (ITA). Includes team name Radicci Automobili - Sanasi Racing Tea and a table with 7 columns: Lap, Time, Sector 1, Sector 2, Sector 3, T.Spd, Elapsed. Rows 1-15.

Driver profile for Qwin WIETLISBACH (CHE). Includes team name Emil Frey Racing and a table with 7 columns: Lap, Time, Sector 1, Sector 2, Sector 3, T.Spd, Elapsed. Rows 1-27.

Driver profile for Björn GROSSMANN (DEU). Includes team name B.I. Corse - Octane126 and a table with 7 columns: Lap, Time, Sector 1, Sector 2, Sector 3, T.Spd, Elapsed. Rows 1-27.

Driver profile for Felix HIRSIGER (CHE). Includes team name Ineco - Reparto Corse RAM and a table with 7 columns: Lap, Time, Sector 1, Sector 2, Sector 3, T.Spd, Elapsed. Rows 1-22.



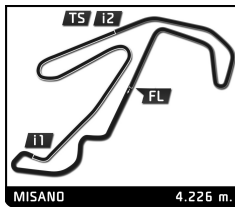
TROFEO PIRELLI & PIRELLI AM MISANO

Free Practice

Sector Analysis

Invalidated Lap Personal Best Session Best Crossing the pit lane

Table with columns: Lap, Time, Sector 1, Sector 2, Sector 3, T.Sp, Elapsed. Rows include driver details (e.g., Francesco GALLI, Michael VERHAGEN, Nobuhiro IMADA, James OWEN) and their lap-by-lap performance data.



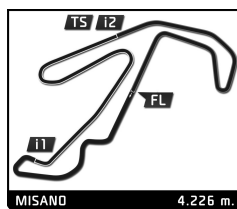
TROFEO PIRELLI & PIRELLI AM MISANO

Free Practice

Sector Analysis

Invalidated Lap Personal Best Session Best Crossing the pit lane

Table with columns: Lap, Time, Sector 1, Sector 2, Sector 3, T.Spd, Elapsed. Rows include driver details (Luigi COLUCCIO, Otto BLANK, Henry HASSID, Gilles RENMANS, Marco ZANASI) and their lap-by-lap performance data.



TROFEO PIRELLI & PIRELLI AM MISANO

Free Practice

Sector Analysis

Invalidated Lap Personal Best Session Best Crossing the pit lane

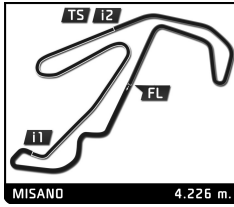
Table with 14 columns: Lap, Time, Sector 1, Sector 2, Sector 3, T.Spd, Elapsed. Contains data for laps 14-22 and 21-28.

Driver profile for #85 Hanno LASKOWSKI (DEU), Emil Frey Racing, Ferrari 296 Challenge. Includes lap times and sector data for laps 1-22.

Driver profile for #87 N.M. (ITA), Rossocorsa, Ferrari 296 Challenge. Includes lap times and sector data for laps 1-20.

Driver profile for #88 Amin AREFPOUR (DEU), Riller & Schnauck, Ferrari 296 Challenge. Includes lap times and sector data for laps 1-29.

Driver profile for #90 Vincenzo SCARPETTA (ITA), Radicci Automobili - Sanasi Racing Tec, Ferrari 296 Challenge. Includes lap times and sector data for laps 1-14.



TROFEO PIRELLI & PIRELLI AM
MISANO

Free Practice

Sector Analysis

— Invalidated Lap ■ Personal Best ■ Session Best B Crossing the pit lane

Lap	Time	Sector 1	Sector 2	Sector 3	T.Spd	Elapsed	Lap	Time	Sector 1	Sector 2	Sector 3	T.Spd	Elapsed	
92	Hendrik VIOL CZE													
	Scuderia Praha Racing			Ferrari 296 Challenge										
1	4:41.077	3:06.815	49.143	45.119	129.3	4:41.077								
2	1:53.531	30.584	42.568	40.379	223.6	6:34.608								
3	1:39.922	27.719	37.654	34.549	226.9	8:14.530								
4	<u>1:34.278</u>	25.125	<u>35.821</u>	33.332	227.8	9:48.808								
5	1:34.348	25.287	35.694	33.367	228.8	11:23.156								
6	<u>1:34.554</u>	25.128	35.692	<u>33.734</u>	230.8	12:57.710								
7	1:49.703B	25.991	35.728	47.984	229.3	14:47.413								
8	4:25.972	2:54.750	46.626	44.596	145.0	19:13.385								
9	1:51.082	29.804	42.820	38.458	225.9	21:04.467								
10	1:42.020	29.703	37.574	34.743	227.4	22:46.487								
11	1:33.607	24.994	35.569	33.044	229.3	24:20.094								
12	<u>1:33.416</u>	24.997	35.400	<u>33.019</u>	229.8	25:53.510								
13	1:33.520	24.876	35.409	33.235	228.8	27:27.030								
14	1:52.578B	26.348	37.265	48.965	227.4	29:19.608								
15	6:48.297	5:31.036	40.278	36.983	211.8	36:07.905								
16	<u>1:35.847</u>	25.560	36.530	<u>33.757</u>	226.9	37:43.752								
17	1:36.575	26.410	36.380	33.785	227.8	39:20.327								
18	1:35.355	25.417	35.767	34.171	228.3	40:55.682								
19	1:34.878	25.422	35.825	33.631	227.8	42:30.560								
20	1:35.659	25.196	36.509	33.954	228.8	44:06.219								
21	1:36.525	25.929	35.845	34.751	229.8	45:42.744								
22	<u>1:34.776</u>	25.459	35.765	<u>33.552</u>	228.8	47:17.520								
23	1:34.707	25.384	35.682	33.641	229.3	48:52.227								
24	1:34.782	25.489	35.783	33.510	228.3	50:27.009								
25	1:34.966	25.349	36.047	33.570	228.8	52:01.975								
26	1:34.838	25.388	35.801	33.649	229.3	53:36.813								
27	1:34.869	25.528	35.904	33.437	228.8	55:11.682								
28	1:34.536	25.234	35.878	33.424	228.8	56:46.218								
29	1:34.917	25.371	36.014	33.532	228.8	58:21.135								
30	1:35.076	25.449	35.918	33.709	229.3	59:56.211								
31	1:35.335	25.660	36.103	33.572	228.8	1:01:31.546								