

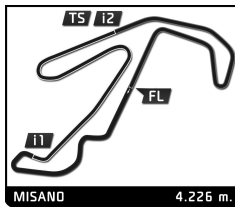
TROFEO PIRELLI & PIRELLI AM MISANO

Test

Sector Analysis

Invalidated Lap Personal Best Session Best Crossing the pit lane

Table with columns: Lap, Time, Sector 1, Sector 2, Sector 3, T.Sp, Elapsed. Rows include drivers: Jasin FERATI, Andrew MORROW, Max MUGELLI, Herbert GEISS.

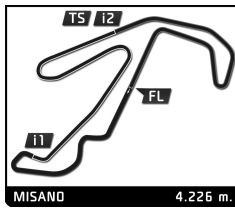


TROFEO PIRELLI & PIRELLI AM MISANO

Test

Sector Analysis

_ Invalidated Lap							■ Personal Best							■ Session Best							B Crossing the pit lane																																																																																																																																																																													
Lap	Time	Sector 1	Sector 2	Sector 3	T.Sp	Elapsed	Lap	Time	Sector 1	Sector 2	Sector 3	T.Sp	Elapsed	Lap	Time	Sector 1	Sector 2	Sector 3	T.Sp	Elapsed	Lap	Time	Sector 1	Sector 2	Sector 3	T.Sp	Elapsed																																																																																																																																																																							
<b>12</b>	<b>Giammarco MARZIALETTI</b> ITA						Radici Automobili - Sanasi Racing Tec Ferrari 296 Challenge						2	1:37.664	26.370	36.903	34.391	230.3	4:34.045	3	1:38.858	26.006	37.919	34.933	231.3	6:12.903	4	1:49.214 B	26.099	36.535	46.580	231.3	8:02.117	5	6:02.657	4:26.680	51.126	44.851	100.9	14:04.774	6	1:47.492	27.723	45.054	34.715	191.8	15:52.266	7	1:33.984	25.226	35.657	33.101	230.8	17:26.250	8	1:33.646	25.042	35.609	32.995	230.3	18:59.896	9	2:04.242 B	30.195	43.452	50.595	213.9	21:04.138	10	21:00.777	...	53.962	47.159	137.1	42:04.915	11	1:56.010	28.626	47.665	39.719	149.0	44:00.925	12	1:46.552	25.243	35.759	45.550	230.8	45:47.477	13	1:34.192	25.145	36.000	33.047	230.8	47:21.669	14	2:05.718 B	27.601	42.601	55.516	145.6	49:27.387																																																																																											
<b>30</b>	<b>Felix HIRSIGER</b> CHE						Ineco - Reparto Corse RAM Ferrari 296 Challenge						1	4:54.402	3:31.987	45.001	37.414	203.8	4:54.402	2	1:37.060	26.111	36.699	34.250	226.9	6:31.462	3	1:34.148	25.104	35.784	33.260	228.8	8:05.610	4	1:33.427	25.132	35.336	32.959	229.3	9:39.037	5	1:34.094	25.035	35.372	33.687	230.3	11:13.131	6	1:33.665	25.200	35.493	32.972	229.3	12:46.796	7	1:33.220	25.069	35.292	32.859	229.3	14:20.016	8	1:33.462	24.980	35.493	32.989	229.3	15:53.478	9	1:33.703	25.169	35.285	33.249	229.3	17:27.181	10	1:33.735	25.131	35.597	33.007	230.3	19:00.916	11	1:33.969	25.154	35.812	33.003	228.8	20:34.885	12	1:33.514	24.946	35.506	33.062	228.8	22:08.399	13	1:34.343	25.288	35.940	33.115	228.8	23:42.742	14	1:33.660	25.137	35.396	33.127	229.3	25:16.402	15	1:33.765	25.126	35.546	33.093	228.8	26:50.167	16	1:33.467	24.943	35.607	32.917	229.3	28:23.634	17	1:36.148	26.549	36.169	33.430	229.3	29:59.782	18	10:52.353 B	26.887	43.767	9:41.699	191.5	40:52.135	19	4:10.236 B	56.251	49.654	2:24.331	116.5	45:02.371	20	2:02.782	52.243	36.954	33.585	215.1	47:05.153	21	1:33.105	24.912	35.356	32.837	228.8	48:38.258	22	1:33.281	24.764	35.545	32.972	227.8	50:11.539	23	1:45.003	29.880	41.483	33.640	194.2	51:56.542	24	1:32.474	24.715	35.155	32.604	229.3	53:29.016	25	2:02.894	25.573	48.105	49.216	172.2	55:31.910	26	1:32.766	24.618	35.351	32.797	229.8	57:04.676
<b>22</b>	<b>Qwin WIETLISBACH</b> CHE						Emil Frey Racing Ferrari 296 Challenge						1	3:10.183	1:51.682	40.731	37.770	227.8	3:10.183	2	1:37.967	26.834	37.049	34.084	229.8	4:48.150	3	1:36.778	26.039	36.701	34.038	229.8	6:24.928	4	1:36.168	25.761	36.544	33.863	230.8	8:01.096	5	1:35.956	25.937	36.111	33.908	229.3	9:37.052	6	1:35.904	25.744	36.334	33.826	231.3	11:12.956	7	1:36.195	26.085	36.178	33.932	229.8	12:49.151	8	1:48.113 B	25.856	36.282	45.975	230.3	14:37.264	9	9:48.733	8:25.429	41.827	41.477	227.8	24:25.997	10	1:36.624	26.197	36.777	33.650	227.4	26:02.621	11	1:35.561	25.746	36.279	33.536	229.3	27:38.182	12	1:37.273	25.531	35.942	35.800	231.8	29:15.455	13	1:34.536	25.372	36.037	33.127	229.8	30:49.991	14	1:34.753	25.228	36.220	33.305	227.4	32:24.744	15	1:34.573	25.596	35.789	33.188	230.8	33:59.317	16	1:52.134 B	26.591	37.511	48.032	229.3	35:51.451	17	11:39.860	...	36.170	41.067	230.3	47:31.311	18	1:33.569	25.081	35.517	32.971	230.3	49:04.880	19	1:33.246	25.006	35.394	32.846	230.8	50:38.126	20	1:33.182	24.888	35.316	32.978	231.3	52:11.308	21	1:33.121	24.995	35.326	32.800	231.3	53:44.429	22	1:47.190 B	25.552	37.186	44.452	229.8	55:31.619	23	3:05.365	1:56.333	35.875	33.157	229.8	58:36.984	24	1:33.556	25.033	35.449	33.074	230.8	1:00:10.540														
<b>26</b>	<b>Björn GROSSMANN</b> DEU						B.I. Corse - Octane126 Ferrari 296 Challenge						1	2:56.381	1:14.390	55.788	46.203	133.5	2:56.381																																																																																																																																																																															
<b>31</b>	<b>Francesco GALLI</b> ITA						Kessel Racing Ferrari 296 Challenge						1	2:59.644	1:45.891	38.289	35.464	226.9	2:59.644	2	1:35.391	25.687	36.044	33.660	229.3	4:35.035	3	1:35.269	25.310	36.371	33.588	229.3	6:10.304	4	1:36.037	24.949	35.875	35.213	229.8	7:46.341	5	1:37.665	27.009	36.835	33.821	228.8	9:24.006	6	1:34.150	24.919	35.713	33.518	228.8	10:58.156	7	5:04.287 B	26.083	36.604	4:01.600	228.3	16:02.443	8	2:08.670	47.655	41.846	39.169	225.5	18:11.113	9	1:36.990	26.121	36.672	34.197	227.4	19:48.103	10	1:35.169	25.238	36.161	33.770	228.8	21:23.272	11	1:34.984	25.153	35.932	33.899	228.3	22:58.256	12	1:34.250	25.143	35.804	33.303	228.8	24:32.506																																																																																																		

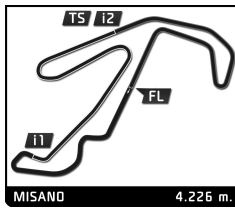


TROFEO PIRELLI & PIRELLI AM MISANO

Test

Sector Analysis

Table with columns: Lap, Time, Sector 1, Sector 2, Sector 3, T.Sp, Elapsed. Includes driver profiles for Michael VERHAGEN (NLD) and Nobuhiro IMADA (JPN) with their respective lap times and sector data.

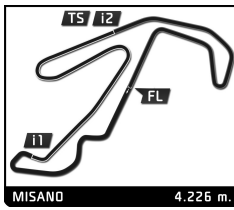


TROFEO PIRELLI & PIRELLI AM MISANO

Test

Sector Analysis

_ Invalidated Lap							■ Personal Best	■ Session Best	■ Crossing the pit lane						
Lap	Time	Sector 1	Sector 2	Sector 3	T.Sp	Elapsed	Lap	Time	Sector 1	Sector 2	Sector 3	T.Sp	Elapsed		
<b>45</b> Luigi COLUCCIO ITA															
Rossocorsa Ferrari 296 Challenge															
1	3:02.263	1:38.916	41.893	41.454	224.5	3:02.263	1	5:25.558	4:02.834	43.976	38.748	222.2	5:25.558		
2	1:40.328	28.635	37.305	34.388	228.3	4:42.591	2	1:42.209	28.636	37.160	36.413	226.9	7:07.767		
3	4:40.633 B	25.526	36.279	3:38.828	229.8	9:23.224	3	1:33.692	25.241	35.228	33.223	229.8	8:41.459		
4	1:57.402	45.116	38.207	34.079	228.8	11:20.626	4	1:34.744	25.283	35.268	34.193	226.4	10:16.203		
5	1:34.737	25.460	35.847	33.430	230.8	12:55.363	5	1:33.707	25.222	35.294	33.191	229.8	11:49.910		
6	1:34.102	25.054	35.806	33.242	229.8	14:29.465	6	1:51.259	27.862	45.646	37.751	178.8	13:41.169		
7	1:34.006	25.250	35.438	33.318	229.8	16:03.471	7	1:34.393	25.341	35.739	33.313	229.8	15:15.562		
8	1:33.993	24.959	35.710	33.324	230.3	17:37.464	8	1:33.617	25.104	35.406	33.107	229.3	16:49.179		
9	1:33.876	24.958	35.712	33.206	229.8	19:11.340	9	1:33.617	25.069	35.311	33.237	230.3	18:22.796		
10	1:34.607	24.938	36.155	33.514	229.3	20:45.947	10	1:36.248	25.375	35.417	35.456	229.8	19:59.044		
11	1:34.372	24.990	36.037	33.345	230.3	22:20.319	11	2:04.200 B	30.187	40.146	53.867	200.7	22:03.244		
12	1:35.781	25.169	35.715	34.897	230.8	23:56.100	12	13:49.614	...	39.896	34.179	226.9	35:52.858		
13	1:34.460	25.209	35.836	33.415	231.3	25:30.560	13	1:35.385	25.692	35.863	33.830	228.8	37:28.243		
14	1:33.836	24.967	35.618	33.251	230.8	27:04.396	14	1:34.347	25.372	35.408	33.567	230.8	39:02.590		
15	1:34.259	25.069	35.779	33.411	230.8	28:38.655	15	1:34.401	25.284	35.827	33.290	230.3	40:36.991		
16	1:34.166	25.158	35.759	33.249	231.3	30:12.821	16	2:23.009 B	27.822	38.895	1:16.292	213.0	43:00.000		
17	1:35.099	25.099	35.766	34.234	232.3	31:47.920	17	3:57.740	2:35.176	43.464	39.100	219.1	46:57.740		
18	1:34.472	25.175	35.922	33.375	231.3	33:22.392	18	1:38.786	26.832	36.944	35.010	227.4	48:36.526		
19	1:34.003	25.097	35.692	33.214	231.3	34:56.395	19	1:33.473	25.220	35.375	32.878	230.8	50:09.999		
20	1:36.307	25.073	36.305	34.929	193.2	36:32.702	20	1:33.040	24.927	35.181	32.932	231.3	51:43.039		
21	1:34.207	25.116	35.788	33.303	230.3	38:06.909	21	1:44.348	25.257	38.430	40.661	177.3	53:27.387		
22	1:33.926	25.099	35.718	33.109	231.3	39:40.835	22	1:32.783	24.954	35.077	32.752	231.3	55:00.170		
23	1:33.887	24.972	35.712	33.203	230.3	41:14.722	23	1:33.358	25.252	35.184	32.922	230.8	56:33.528		
24	6:47.065 B	25.479	36.018	5:45.568	230.3	48:01.787									
25	1:59.291	47.941	37.479	33.871	225.0	50:01.078									
26	1:34.054	25.148	35.671	33.235	230.3	51:35.132									
27	1:34.421	25.252	35.916	33.253	230.3	53:09.553									
<b>67</b> Henry HASSID FRA															
Kessel Racing Ferrari 296 Challenge															
1	6:25.402	4:47.617	49.261	48.524	165.4	6:25.402									
2	1:51.119	29.268	43.713	38.138	137.4	8:16.521									
3	1:35.897	25.891	36.421	33.585	228.3	9:52.418									
4	1:34.058	25.117	35.677	33.264	229.3	11:26.476									
5	1:34.067	24.857	35.718	33.492	229.3	13:00.543									
6	1:43.471	25.419	39.666	38.386	166.2	14:44.014									
7	1:37.150	25.226	35.946	35.978	228.8	16:21.164									
8	3:21.697 B	25.521	36.108	2:20.068	227.8	19:42.861									
9	1:56.133	39.100	42.141	34.892	192.9	21:38.994									
10	1:34.420	25.126	36.061	33.233	228.3	23:13.414									
11	1:47.788	29.025	44.388	34.375	224.5	25:01.202									
12	1:34.038	25.062	35.856	33.120	229.3	26:35.240									
13	1:34.725	25.128	36.214	33.383	229.8	28:09.965									
14	1:33.859	25.079	35.727	33.053	230.3	29:43.824									
15	5:25.852 B	28.823	45.941	4:11.088	161.2	35:09.676									
16	1:53.018	40.609	37.443	34.966	226.9	37:02.694									
17	1:36.704	25.710	36.202	34.792	228.8	38:39.398									
18	1:34.422	25.356	35.617	33.449	228.8	40:13.820									
19	1:34.657	25.168	36.039	33.450	230.3	41:48.477									
20	1:39.184	25.546	36.407	37.231	228.3	43:27.661									
21	1:34.570	25.447	35.693	33.430	228.8	45:02.231									
<b>71</b> Otto BLANK DEU															
Lueg Sportivo - Herter Racing Ferrari 296 Challenge															
1	2:23.396 B	42.564	41.859	58.973	212.6	2:23.396									
2	8:53.791	7:37.205	40.657	35.929	225.0	11:17.187									
3	2:16.583 B	32.868	45.492	58.223	162.4	13:33.770									
4	12:11.701	...	37.960	35.386	227.4	25:45.471									
5	1:35.600	25.541	36.372	33.687	227.8	27:21.071									
6	1:34.668	25.354	35.709	33.605	228.8	28:55.739									
7	1:34.868	25.150	36.100	33.618	229.8	30:30.607									
8	1:45.383 B	25.478	35.856	44.049	229.3	32:15.990									
9	4:23.491	3:01.840	41.920	39.731	213.9	36:39.481									
10	1:37.693	25.990	37.191	34.512	225.9	38:17.174									
11	1:38.271	26.317	37.488	34.466	224.5	39:55.445									
12	1:50.664 B	26.145	37.273	47.246	226.4	41:46.109									
13	4:19.767	2:52.610	44.962	42.195	186.9	46:05.876									
14	1:45.891	28.902	40.941	36.048	226.4	47:51.767									
15	1:38.982	26.581	37.267	35.134	226.4	49:30.749									
16	1:36.592	25.893	36.715	33.984	227.8	51:07.341									
17	1:36.522	25.833	36.910	33.779	226.4	52:43.863									
18	1:46.783 B	25.638	36.917	44.228	228.3	54:30.646									
19	2:33.920	1:22.647	36.925	34.348	228.3	57:04.566									
20	1:39.321	26.139	37.461	35.721	206.5	58:43.887									
21	1:56.706 B	25.850	38.223	52.633	177.9	1:00:40.593									
<b>77</b> Gilles RENMANS BEL															
Francorchamps Motors Brussels Ferrari 296 Challenge															
1	2:29.049 B	54.637	42.600	51.812	185.2	2:29.049									
2	4:03.993	2:46.308	41.491	36.194	155.4	6:33.042									
3	1:36.392	25.270	36.681	34.441	229.8	8:09.434									
4	1:34.190	25.294	35.641	33.255	229.8	9:43.624									
5	1:34.359	25.274	35.787	33.298	230.3	11:17.983									
6	1:34.408	25.353	35.742	33.313	230.3	12:52.391									
7	1:34.094	25.072	35.905	33.117	230.8	14:26.485									
<b>69</b> Marco ZANASI ITA															
Motor Service - Pinetti Motorsport Ferrari 296 Challenge															

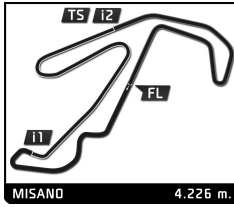


TROFEO PIRELLI & PIRELLI AM MISANO

Test

Sector Analysis

Table with columns: Lap, Time, Sector 1, Sector 2, Sector 3, T.Spd, Elapsed. Includes driver profiles for Amin AREFPOUR (DEU), Hanno LASKOWSKI (DEU), Vincenzo SCARPETTA (ITA), and Hendrik VIOL (CZE) with their respective lap times and sector data.



TROFEO PIRELLI & PIRELLI AM MISANO

Test

Sector Analysis

— Invalidated Lap    ■ Personal Best    ■ Session Best    B Crossing the pit lane

Lap	Time	Sector 1	Sector 2	Sector 3	T.Spd	Elapsed	Lap	Time	Sector 1	Sector 2	Sector 3	T.Spd	Elapsed
16	2:12.501 <b>B</b>	30.622	47.892	53.987	146.3	44:38.380							
17	<u>3:49.827</u>	<u>2:36.203</u>	38.539	35.085	226.9	48:28.207							
18	<u>1:37.201</u>	25.422	<u>35.773</u>	<u>36.006</u>	227.4	50:05.408							
19	1:33.978	24.998	35.544	33.436	228.3	51:39.386							
20	<u>1:33.682</u>	24.960	<u>35.683</u>	<u>33.039</u>	229.3	53:13.068							
21	<u>1:33.595</u>	24.982	<u>35.484</u>	<b>33.129</b>	229.3	54:46.663							
22	1:53.721	28.029	46.744	38.948	169.8	56:40.384							
23	1:53.283 <b>B</b>	25.257	36.256	51.770	218.2	58:33.667							