

COPPA SHELL AM FINALE MONDIALE Finale Mondiale

Sector Analysis

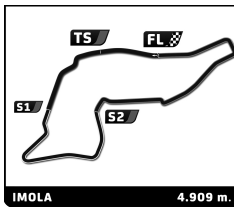
Invalidated Lap

Personal Best

Session Best

Crossing the pit lane

Table with 12 columns: Lap, Time, Sector 1, Sector 2, Sector 3, T.Spd, Elapsed. It lists performance data for drivers Stephen EARLE (100), Paolo SCUDIERI (101), Andreas KÖNIG (104), Hassan DABBOUSSI (111), Henrik KAMSTRUP (113), and Shintaro AKATSU (115) across 16 laps.



COPPA SHELL AM FINALE MONDIALE  
Finale Mondiale

Sector Analysis

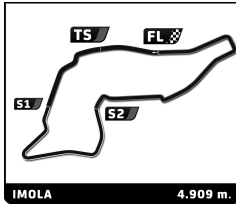
Invalidated Lap

Personal Best

Session Best

Crossing the pit lane

Lap	Time	Sector 1	Sector 2	Sector 3	T.Spd	Elapsed	Lap	Time	Sector 1	Sector 2	Sector 3	T.Spd	Elapsed
<b>119</b> Luis PERUSQUIA MEX Rossocorsa Ferrari 296 Challenge							12	1:55.802	24.238	<b>38.183</b>	53.381	273.5	24:39.154
1	2:13.236	34.312	42.185	56.739		2:13.236	13	<b>1:55.663</b>	24.154	38.521	<b>52.988</b>	275.6	26:34.817
2	2:02.705	26.269	40.721	55.715	210.0	4:15.941	14	1:57.729	24.363	39.595	53.771	275.6	28:32.546
3	2:03.139	25.672	40.538	56.929	239.5	6:19.080	15	1:56.699	24.227	39.062	53.410	271.4	30:29.245
4	2:06.162	26.081	41.319	58.762	245.0	8:25.242	16	1:57.023	24.099	39.285	53.639	273.5	32:26.268
5	2:44.629	46.536	49.118	1:08.975	110.1	11:09.871							
6	2:02.190	26.528	40.578	55.084	203.9	13:12.061	<b>134</b> Mutlu TASEV TUR Emil Frey Racing Ferrari 296 Challenge						
7	2:00.515	25.203	40.247	55.065	249.0	15:12.576	1	2:11.530	33.455	41.481	56.594		2:11.530
8	2:01.297	25.337	40.993	54.967	250.2	17:13.873	2	2:01.713	26.260	40.695	54.758	208.8	4:13.243
9	2:00.954	25.699	40.762	54.493	248.5	19:14.827	3	2:01.926	25.380	40.221	56.325	248.5	6:15.169
10	1:59.046	24.815	40.004	54.227	258.8	21:13.873	4	2:05.379	25.010	39.787	1:00.582	260.7	8:20.548
11	<b>1:58.591</b>	<b>24.757</b>	<b>39.573</b>	54.261	256.9	23:12.464	5	2:48.677	49.673	49.339	1:09.665	98.4	11:09.225
12	1:59.703	24.805	40.026	54.872	255.0	25:12.167	6	2:01.221	26.307	40.146	54.768	203.1	13:10.446
13	1:59.653	25.202	39.921	54.530	241.1	27:11.820	7	1:59.923	25.006	39.400	55.517	256.3	15:10.369
14	1:59.323	25.022	40.091	<b>54.210</b>	250.2	29:11.143	8	1:58.450	24.617	39.355	54.478	271.4	17:08.819
15	1:59.708	25.114	40.218	54.376	261.3	31:10.851	9	1:58.215	24.667	38.994	54.554	262.6	19:07.034
16	2:02.616	25.728	41.256	55.632	231.6	33:13.467	10	<b>1:57.577</b>	24.538	39.196	<b>53.843</b>	274.9	21:04.611
							11	1:57.816	<b>24.474</b>	39.036	54.306	272.8	23:02.427
<b>120</b> Guy FAWE BEL Scuderia FMA Ferrari 296 Challenge							12	1:58.138	24.858	39.162	54.118	270.0	25:00.565
1	2:10.782	32.624	41.556	56.602		2:10.782	13	1:58.849	24.823	39.700	54.326	268.6	26:59.414
2	2:01.269	26.141	39.755	55.373	208.3	4:12.051	14	1:57.828	24.663	<b>38.930</b>	54.235	268.6	28:57.242
3	2:01.305	25.417	40.493	55.395	240.0	6:13.356	15	2:01.072	24.709	40.201	56.162	270.7	30:58.314
4	2:06.641	24.933	39.663	1:02.045	255.0	8:19.997	16	2:02.524	26.232	40.887	55.405	249.6	33:00.838
5	2:48.824	49.623	49.093	1:10.108	97.2	11:08.821							
6	2:00.462	26.001	39.836	54.625	213.8	13:09.283	<b>150</b> Alvaro RAMOS PRT Santogal - Araujo Competicao Ferrari 296 Challenge						
7	1:58.661	24.809	39.182	54.670	242.8	15:07.944	1	2:14.461	35.516	41.984	56.961		2:14.461
8	1:57.905	24.513	39.261	54.131	258.1	17:05.849	2	2:02.434	26.157	40.584	55.693	209.2	4:16.895
9	1:57.781	24.363	39.461	53.957	261.3	19:03.630	3	2:02.877	25.918	40.343	56.616	230.6	6:19.772
10	<b>1:57.208</b>	<b>24.180</b>	<b>38.892</b>	54.136	268.6	21:00.838	4	2:06.907	26.111	41.459	59.337	237.3	8:26.679
11	1:57.782	24.422	39.247	54.113	263.9	22:58.620	5	2:44.585	48.161	47.350	1:09.074	112.5	11:11.264
12	1:57.407	24.578	38.958	53.871	255.7	24:56.027	6	2:01.796	26.270	40.333	55.193	216.0	13:13.060
13	1:57.301	24.520	39.020	<b>53.761</b>	264.6	26:53.328	7	2:00.522	25.055	40.114	55.353	250.2	15:13.582
14	1:57.417	24.272	39.150	53.995	265.3	28:50.745	8	2:00.697	25.140	40.594	54.963	261.3	17:14.279
15	1:58.058	24.278	39.469	54.311	265.3	30:48.803	9	1:58.270	24.726	39.413	54.131	248.5	19:12.549
16	1:57.720	24.320	39.450	53.950	259.4	32:46.523	10	1:58.059	24.693	39.288	54.078	272.8	21:10.608
							11	1:57.795	24.507	39.336	53.952	260.0	23:08.403
<b>124</b> Talal SHAIR LBN Scuderia Lebanon Ferrari 296 Challenge							12	1:57.556	24.109	<b>38.983</b>	54.464	266.6	25:05.959
1	2:28.637	27.848	<b>40.156</b>	1:20.633		2:28.637	13	<b>1:56.936</b>	24.116	39.118	<b>53.702</b>	265.3	27:02.895
2	<b>2:14.360</b>	29.503	46.277	<b>58.580</b>	179.1	4:42.997	14	1:57.082	<b>23.945</b>	39.172	53.965	267.9	28:59.977
							15	1:57.580	24.067	39.192	54.321	264.6	30:57.557
<b>127</b> Norikazu SHIBATA JPN Cornes Osaka Ferrari 296 Challenge							16	2:02.573	27.487	40.315	54.771	277.8	33:00.130
1	2:03.742	28.849	39.817	55.076		2:03.742							
2	1:58.388	24.736	39.053	54.599	258.8	4:02.130	<b>159</b> Roland HERTNER DEU Gohm Motorsport - Engstler Ferrari 296 Challenge						
3	1:58.553	25.206	39.137	54.210	259.4	6:00.683	1	1:58.984	26.016	38.949	54.019		1:58.984
4	2:09.124	24.316	39.129	1:05.679	269.3	8:09.807	2	1:56.526	23.922	39.332	<b>53.272</b>	272.8	3:55.510
5	2:53.621	47.980	51.504	1:14.137	95.0	11:03.428	3	<b>1:56.256</b>	24.019	38.776	53.461	272.1	5:51.766
6	1:58.058	25.269	39.027	53.762	247.9	13:01.486							
7	1:57.105	24.715	38.699	53.691	273.5	14:58.591	<b>168</b> Zois SKRIMPIAS GRC Ineco - Reparto Corse RAM Ferrari 296 Challenge						
8	1:56.117	24.281	38.626	53.210	267.3	16:54.708	1	2:01.410	27.010	39.743	54.657		2:01.410
9	1:57.061	24.549	38.753	53.759	270.0	18:51.769	2	1:57.295	24.334	39.140	53.821	260.0	3:58.705
10	1:55.762	24.237	38.194	53.331	267.9	20:47.531	3	1:57.197	24.169	39.511	53.517	275.6	5:55.902
11	1:55.821	<b>24.064</b>	38.184	53.573	268.6	22:43.352	4	2:12.087	24.027	39.083	1:08.977	274.9	8:07.989
							5	2:54.354	47.573	52.204	1:14.577	99.4	11:02.343



COPPA SHELL AM FINALE MONDIALE Finale Mondiale

Sector Analysis

Table with 14 columns: Lap, Time, Sector 1, Sector 2, Sector 3, T.Spd, Elapsed. It shows race data for two drivers, with some cells highlighted in green to indicate personal bests.

Driver profile for 171 Andrea LEVY (ITA), Rossocorsa, Ferrari 296 Challenge. Includes a table of lap times and sector data.

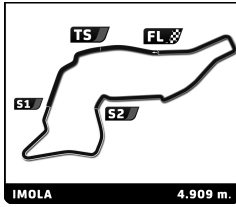
Driver profile for 401 Roger MONTEFORTE (USA), Ferrari of Central New Jersey, Ferrari 296 Challenge. Includes a table of lap times and sector data.

Driver profile for 186 Jan SANDMANN (DEU), Kessel Racing, Ferrari 296 Challenge. Includes a table of lap times and sector data.

Driver profile for 402 Gabe HRIB (USA), Ferrari of Atlanta, Ferrari 296 Challenge. Includes a table of lap times and sector data.

Driver profile for 198 Eric CHEUNG (CAN), Formula Racing, Ferrari 296 Challenge. Includes a table of lap times and sector data.

Driver profile for 411 Bryan WALTERSDORF (USA), Continental AutoSports, Ferrari 296 Challenge. Includes a table of lap times and sector data.



COPPA SHELL AM FINALE MONDIALE Finale Mondiale

Sector Analysis

Invalidated Lap Personal Best Session Best Crossing the pit lane

Table with 14 columns: Lap, Time, Sector 1, Sector 2, Sector 3, T.Sp, Elapsed. Contains two columns of race data for various drivers.

Driver profile for Steve CHECK (424), USA, Ferrari of Rancho Mirage. Table with 7 columns: Lap, Time, Sector 1, Sector 2, Sector 3, T.Sp, Elapsed.

Driver profile for Paul LIN (495), USA, Ferrari of Newport Beach. Table with 7 columns: Lap, Time, Sector 1, Sector 2, Sector 3, T.Sp, Elapsed.

Driver profile for Jeffrey NUNBERG (441), USA, Ferrari of Central New Jersey. Table with 7 columns: Lap, Time, Sector 1, Sector 2, Sector 3, T.Sp, Elapsed.

Driver profile for Dana GOODWIN (488), USA, Ferrari of Seattle. Table with 7 columns: Lap, Time, Sector 1, Sector 2, Sector 3, T.Sp, Elapsed.