

COPPA SHELL & 488 FINALE MONDIALE Finale Mondiale

Sector Analysis

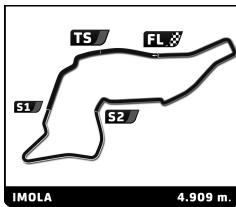
Invalidated Lap

Personal Best

Session Best

Crossing the pit lane

Table with columns: Lap, Time, Sector 1, Sector 2, Sector 3, T.Spd, Elapsed. Rows include drivers: 105 Motohiko ISOZAKI, 109 Michael MARTIN, 118 James WEILAND, 122 Andreas RITZI, 136 Alexander NUSSBAUMER, 140 Yasutaka SHIRASAKI, 144 Pierluigi ALESSANDRI, 151 John DHILLON, 161 Thomas GOSTNER.



COPPA SHELL & 488 FINALE MONDIALE Finale Mondiale

Sector Analysis

Invalidated Lap

Personal Best

Session Best

Crossing the pit lane

Lap	Time	Sector 1	Sector 2	Sector 3	T.Spd	Elapsed
11	3:22.917	36.566	1:08.064	1:38.287	143.6	25:20.532

162 Christophe HURNI CHE
Zénith Scuderia Ferrari 296 Challenge

1	2:24.231	39.772	44.683	59.776		2:24.231
2	2:02.199	25.669	40.445	56.085	229.1	4:26.430
3	1:59.221	25.363	40.473	53.385	212.1	6:25.651
4	1:54.080	23.787	37.369	52.924	253.8	8:19.731
5	1:53.353	23.649	37.985	51.719	267.9	10:13.084
6	1:53.766	23.659	38.065	52.042	267.3	12:06.850
7	1:55.085	23.662	37.792	53.631	272.1	14:01.935
8	3:08.972	24.434	39.968	2:04.570	254.4	17:10.907
9	2:29.132	44.833	42.882	1:01.417	133.3	19:40.039
10	2:28.222	26.301	40.500	1:21.421	207.9	22:08.261
11	3:23.704	37.262	1:08.078	1:38.364	109.3	25:31.965

167 Henry HASSID FRA
Kessel Racing Ferrari 296 Challenge

1	1:54.360	25.100	37.614	51.646		1:54.360
2	1:52.140	23.465	36.983	51.692	270.0	3:46.500
3	1:51.263	23.365	36.918	50.980	266.6	5:37.763
4	1:50.303	23.115	36.133	51.055	274.2	7:28.066
5	1:50.223	22.979	36.410	50.834	270.7	9:18.289
6	1:50.916	23.026	36.513	51.377	268.6	11:09.205
7	1:51.270	23.118	36.468	51.684	264.6	13:00.475
8	1:51.255	23.076	36.830	51.349	273.5	14:51.730
9	3:33.606	29.700	1:04.369	1:59.537	183.4	18:25.336
10	3:16.033	55.336	58.271	1:22.426	87.6	21:41.369
11	3:26.941	38.508	1:07.541	1:40.892	128.3	25:08.310

177 Fons SCHELTEMA NLD
Kessel Racing Ferrari 296 Challenge

1	2:24.982	43.301	43.240	58.441		2:24.982
2	2:03.496	28.697	41.178	53.621	184.1	4:28.478
3	1:57.840	24.488	39.589	53.763	234.7	6:26.318
4	1:53.567	24.316	37.590	51.661	223.3	8:19.885
5	1:49.655	23.429	36.714	49.512	256.9	10:09.540
6	1:48.730	22.474	35.602	50.654	272.8	11:58.270
7	1:49.651	23.257	36.297	50.097	255.0	13:47.921
8	2:00.153	22.083	36.040	1:02.030	282.2	15:48.074
9	2:51.870	26.220	37.904	1:47.746	185.0	18:39.944
10	3:17.050	56.240	56.272	1:24.538	85.0	21:56.994
11	3:22.797	36.363	1:07.888	1:38.546	160.4	25:19.791

193 Manuela GOSTNER ITA
Ineco - Reparto Corse RAM Ferrari 296 Challenge

1	2:18.451	34.221	45.436	58.794		2:18.451
2	2:04.813	28.195	40.757	55.861	207.1	4:23.264
3	1:57.214	25.670	38.453	53.091	233.6	6:20.478
4	1:54.166	24.244	37.759	52.163	254.4	8:14.644
5	1:52.441	23.524	37.306	51.611	272.8	10:07.085
6	1:50.674	22.936	36.657	51.081	272.1	11:57.759
7	1:49.383	22.659	36.241	50.483	277.8	13:47.142
8	1:59.978	22.666	35.927	1:01.385	280.0	15:47.120
9	2:51.804	25.128	39.089	1:47.587	232.6	18:38.924
10	3:16.978	56.238	55.914	1:24.826	80.5	21:55.902
11	3:23.209	36.357	1:08.109	1:38.743	154.5	25:19.111

199 Ernst KIRCHMAYR AUT
Kessel Racing Ferrari 296 Challenge

1	2:05.904	27.473	41.489	56.942		2:05.904
2	1:58.372	25.092	39.057	54.223	247.9	4:04.276
3	1:55.484	24.822	38.090	52.572	260.0	5:59.760
4	1:51.856	23.318	37.000	51.538	280.7	7:51.616
5	1:50.153	23.166	36.301	50.686	280.7	9:41.769
6	1:48.810	23.031	35.832	49.947	281.5	11:30.579
7	1:47.982	22.827	35.540	49.615	280.7	13:18.561
8	1:49.122	22.589	35.352	51.181	280.7	15:07.683
9	3:21.440	27.572	53.510	2:00.358	223.8	18:29.123
10	3:16.667	55.995	57.193	1:23.479	101.4	21:45.790
11	3:26.148	37.410	1:06.750	1:41.988	163.1	25:11.938

201 Qwin WIETLISBACH CHE
CDP - D&C Racing Ferrari 488 Challenge EVO

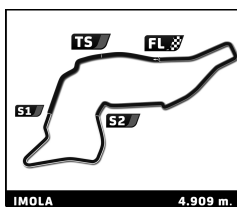
1	2:14.688	33.537	43.878	57.273		2:14.688
2	2:00.305	25.462	39.647	55.196	270.0	4:14.993
3	1:57.097	24.340	38.780	53.977	268.6	6:12.090
4	1:55.807	23.896	38.935	52.976	270.7	8:07.897
5	1:53.446	23.614	37.805	52.027	270.0	10:01.343
6	1:52.671	23.320	38.021	51.330	270.7	11:54.014
7	1:51.302	22.990	36.920	51.392	270.0	13:45.316
8	2:00.684	22.780	36.684	1:01.220	270.7	15:46.000
9	2:51.011	24.175	39.850	1:46.986	249.6	18:37.011
10	3:17.520	56.575	55.728	1:25.217	86.0	21:54.531
11	3:23.055	36.216	1:07.650	1:39.189	147.8	25:17.586

205 Faysal SHAIR LEB
Scuderia Lebanon Ferrari 488 Challenge EVO

1	2:21.296	37.432	45.890	57.974		2:21.296
2	2:04.423	27.502	41.042	55.879	199.7	4:25.719
3	2:00.173	24.909	41.218	54.046	235.7	6:25.892
4	1:58.784	24.821	40.313	53.650	240.0	8:24.676
5	1:57.700	24.504	39.292	53.904	255.7	10:22.376
6	2:05.534	25.234	46.146	54.154	224.7	12:27.910
7	1:58.603	24.679	40.112	53.812	251.4	14:26.513
8	2:56.725	24.679	41.601	1:50.445	256.3	17:23.238
9	2:23.223	46.892	41.090	55.241	115.0	19:46.461
10	2:22.655	24.056	38.002	1:20.597	246.1	22:09.116
11	3:23.612	37.183	1:08.164	1:38.265	127.4	25:32.728

211 Aleksei KOMAROV GRC
Scuderia Praha Racing Ferrari 488 Challenge EVO

1	2:22.343	35.531	46.955	59.857		2:22.343
2	2:05.257	27.149	41.583	56.525	226.6	4:27.600
3	2:17.891	25.099	40.325	1:12.467	246.7	6:45.491
4	1:57.516	24.336	38.606	54.574	260.7	8:43.007
5	1:57.599	24.001	38.338	55.260	258.1	10:40.606
6	1:54.761	23.763	38.302	52.696	264.6	12:35.367
7	1:55.312	24.201	38.352	52.759	255.0	14:30.679
8	2:05.924	23.905	40.854	1:01.165	254.4	16:36.603
9	2:14.397	24.432	38.742	1:11.223	265.3	18:51.000
10	3:14.091	55.228	54.346	1:24.517	100.5	22:05.091
11	3:24.092	36.510	1:08.345	1:39.237	117.6	25:29.183

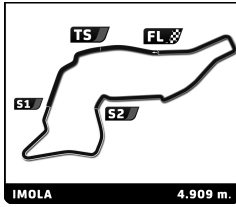


COPPA SHELL & 488 FINALE MONDIALE Finale Mondiale

Sector Analysis

Invalidated Lap Personal Best Session Best Crossing the pit lane

Table with columns: Lap, Time, Sector 1, Sector 2, Sector 3, T.Sp, Elapsed. Rows include drivers: Maurizio PITORRI, Sven SCHÖMER, Tommy LINDROTH, Niels ZIBRANDTSEN, Pino FRASCARO, Rey ACOSTA, Fabrizio FONTANA, Eric MARSTON.



COPPA SHELL & 488 FINALE MONDIALE Finale Mondiale

Sector Analysis

Invalidated Lap Personal Best Session Best Crossing the pit lane

Table with columns: Lap, Time, Sector 1, Sector 2, Sector 3, T.Spd, Elapsed. Rows include driver names (Lisa CLARK, John VISKUP, Yahn BERNIER, Osvaldo GAIO, Bruce CLEVELAND, Mitchell GREEN) and their respective lap times across 11 laps.