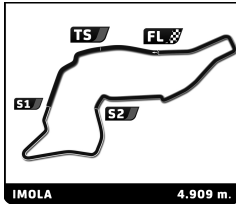


TROFEO PIRELLI FINALE MONDIALE Finale Mondiale

Sector Analysis

Invalidated Lap Personal Best Session Best Crossing the pit lane

Table with columns: Lap, Time, Sector 1, Sector 2, Sector 3, T.Sp, Elapsed. Rows include drivers: Giacomo ALTOÉ, Max MUGELLI, Andrew MORROW, Andreas BØGH-SØRENSEN, Luca LUDWIG, Danilo DEL FAVERO, Kim ERIKSEN.



TROFEO PIRELLI FINALE MONDIALE Finale Mondiale

Sector Analysis

Invalidated Lap

Personal Best

Session Best

Crossing the pit lane

Table with 7 columns: Lap, Time, Sector 1, Sector 2, Sector 3, T.Spd, Elapsed. Rows 10-13.

Table with 7 columns: Lap, Time, Sector 1, Sector 2, Sector 3, T.Spd, Elapsed. Rows 10-14.

Driver 11 Herbert GEISS. Table with 7 columns: Lap, Time, Sector 1, Sector 2, Sector 3, T.Spd, Elapsed. Rows 1-14.

Driver 69 Marco ZANASI. Table with 7 columns: Lap, Time, Sector 1, Sector 2, Sector 3, T.Spd, Elapsed. Rows 1-14.

Driver 12 Giammarco MARZIALETTI. Table with 7 columns: Lap, Time, Sector 1, Sector 2, Sector 3, T.Spd, Elapsed. Rows 1-14.

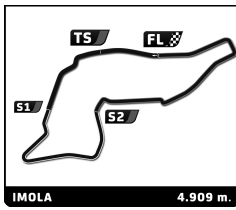
Driver 71 Otto BLANK. Table with 7 columns: Lap, Time, Sector 1, Sector 2, Sector 3, T.Spd, Elapsed. Rows 1-13.

Driver 13 Luigi COLUCCIO. Table with 7 columns: Lap, Time, Sector 1, Sector 2, Sector 3, T.Spd, Elapsed. Rows 1-4.

Driver 78 Axel SARTINGEN. Table with 7 columns: Lap, Time, Sector 1, Sector 2, Sector 3, T.Spd, Elapsed. Rows 1-4.

Driver 26 James OWEN. Table with 7 columns: Lap, Time, Sector 1, Sector 2, Sector 3, T.Spd, Elapsed. Rows 1-9.

Driver 85 Hanno LASKOWSKI. Table with 7 columns: Lap, Time, Sector 1, Sector 2, Sector 3, T.Spd, Elapsed. Rows 1-9.



TROFEO PIRELLI FINALE MONDIALE Finale Mondiale

Sector Analysis

Invalidated Lap

Personal Best

Session Best

Crossing the pit lane

Table with 7 columns: Lap, Time, Sector 1, Sector 2, Sector 3, T.Spd, Elapsed. Rows 10-13.

Table with 7 columns: Lap, Time, Sector 1, Sector 2, Sector 3, T.Spd, Elapsed. Rows 12-14.

Driver profile for Bence VALINT (HUN). Includes driver number 86, name, nationality, team, and lap data table.

Driver profile for Hendrik VIOL (CZE). Includes driver number 92, name, nationality, team, and lap data table.

Driver profile for Amin AREFPOUR (DEU). Includes driver number 88, name, nationality, team, and lap data table.

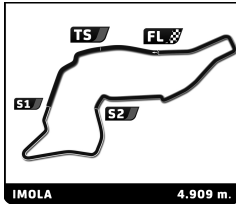
Driver profile for Frank SZCZESNIAK (USA). Includes driver number 301, name, nationality, team, and lap data table.

Driver profile for Tony DAVIS (USA). Includes driver number 304, name, nationality, team, and lap data table.

Driver profile for Claus ZIBRANDTSEN (DNK). Includes driver number 89, name, nationality, team, and lap data table.

Driver profile for Philipp BARON (AUT). Includes driver number 91, name, nationality, team, and lap data table.

Driver profile for Jason MCCARTHY (USA). Includes driver number 311, name, nationality, team, and lap data table.



TROFEO PIRELLI FINALE MONDIALE Finale Mondiale

Sector Analysis

Invalidated Lap Personal Best Session Best Crossing the pit lane

Table with 7 columns: Lap, Time, Sector 1, Sector 2, Sector 3, T.Spd, Elapsed. Rows 13 and 14.

Driver 313 Ofir LEVY, Ferrari of Silicon Valley, Ferrari 296 Challenge. Table with 7 columns: Lap, Time, Sector 1, Sector 2, Sector 3, T.Spd, Elapsed. Rows 1-14.

Driver 315 Dylan MEDLER, The Collection, Ferrari 296 Challenge. Table with 7 columns: Lap, Time, Sector 1, Sector 2, Sector 3, T.Spd, Elapsed. Rows 1-14.

Driver 329 Sebastian MASCARO, Ferrari of Central Florida, Ferrari 296 Challenge. Table with 7 columns: Lap, Time, Sector 1, Sector 2, Sector 3, T.Spd, Elapsed. Rows 1-13.

Driver 350 Matias PEREZ COMPANC, Ferrari of Central Florida, Ferrari 296 Challenge. Table with 7 columns: Lap, Time, Sector 1, Sector 2, Sector 3, T.Spd, Elapsed. Rows 1-2.

Table with 7 columns: Lap, Time, Sector 1, Sector 2, Sector 3, T.Spd, Elapsed. Rows 3-14.

Driver 355 Roberto PERRINA, Ferrari of Seattle, Ferrari 296 Challenge. Table with 7 columns: Lap, Time, Sector 1, Sector 2, Sector 3, T.Spd, Elapsed. Rows 1-14.

Driver 370 Jay LOGAN, Boardwalk Ferrari, Ferrari 296 Challenge. Table with 7 columns: Lap, Time, Sector 1, Sector 2, Sector 3, T.Spd, Elapsed. Rows 1-10.