

COPPA SHELL AM IMOLA Race 1

Sector Analysis

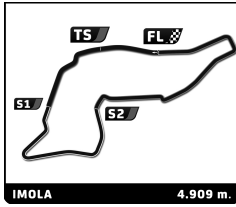
Invalidated Lap

Personal Best

Session Best

Crossing the pit lane

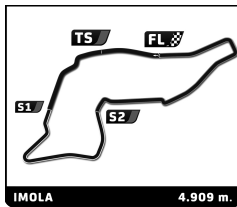
Table with columns: Lap, Time, Sector 1, Sector 2, Sector 3, T.Sp, Elapsed. Rows include driver details (e.g., Stephen EARLE, Paolo SCUDIERI, Andreas KÖNIG) and lap-by-lap performance data for drivers 100-115.



COPPA SHELL AM IMOLA Race 1

Sector Analysis

Table with columns: Lap, Time, Sector 1, Sector 2, Sector 3, T.Spd, Elapsed. Includes driver profiles for Luis PERUSQUIA (MEX), Norikazu SHIBATA (JPN), Guy FAWE (BEL), and Mutlu TASEV (TUR) with their respective lap times and sector data.



COPPA SHELL AM IMOLA Race 1

Sector Analysis

Invalidated Lap

Personal Best

Session Best

Crossing the pit lane

Table with 7 columns: Lap, Time, Sector 1, Sector 2, Sector 3, T.Spd, Elapsed. Rows 16-18.

Driver profile for Alvaro RAMOS (150). Includes team name, car model, and a table of 18 laps with sector times and speeds.

Driver profile for Roland HERTNER (159). Includes team name, car model, and a table of 18 laps with sector times and speeds.

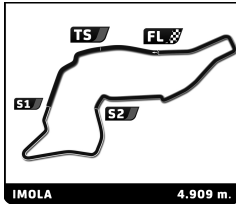
Driver profile for Zois SKRIMPIAS (168). Includes team name, car model, and a table of 9 laps with sector times and speeds.

Table with 13 columns: Lap, Time, Sector 1, Sector 2, Sector 3, T.Spd, Elapsed. Rows 10-18.

Driver profile for Andrea LEVY (171). Includes team name, car model, and a table of 18 laps with sector times and speeds.

Driver profile for Jan SANDMANN (186). Includes team name, car model, and a table of 18 laps with sector times and speeds.

Driver profile for Josef SCHUMACHER (188). Includes team name, car model, and a table of 3 laps with sector times and speeds.



COPPA SHELL AM IMOLA Race 1

Sector Analysis

Invalidated Lap Personal Best Session Best Crossing the pit lane

Table with 14 columns: Lap, Time, Sector 1, Sector 2, Sector 3, T.Spd, Elapsed, Lap, Time, Sector 1, Sector 2, Sector 3, T.Spd, Elapsed. Rows 4-18 showing race data for Eric Cheung.

Driver profile for Eric CHEUNG (CAN) in Formula Racing, Ferrari 296 Challenge. Table with 14 columns: Lap, Time, Sector 1, Sector 2, Sector 3, T.Spd, Elapsed. Rows 1-18 showing race data.