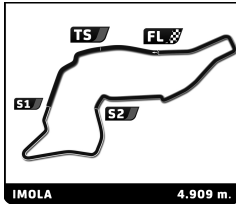


COPPA SHELL & 488 IMOLA Race 2

Sector Analysis

Invalidated Lap Personal Best Session Best Crossing the pit lane

Table with columns: Lap, Time, Sector 1, Sector 2, Sector 3, T.Spd, Elapsed. Rows include drivers: Motohiko ISOZAKI, Andreas RITZI, Michael MARTIN, Alexander NUSSBAUMER, James WEILAND, Yasutaka SHIRASAKI.

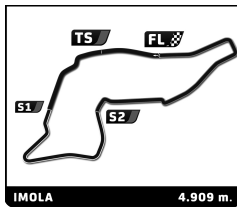


COPPA SHELL & 488 IMOLA Race 2

Sector Analysis

Invalidated Lap Personal Best Session Best Crossing the pit lane

Table with columns: Lap, Time, Sector 1, Sector 2, Sector 3, T.Spd, Elapsed. Rows include drivers: Pierluigi ALESSANDRI, Thomas GOSTNER, John DHILLON, Christophe HURNI, Andrzej LEWANDOWSKI, Henry HASSID.



COPPA SHELL & 488 IMOLA Race 2

Sector Analysis

Invalidated Lap

Personal Best

Session Best

Crossing the pit lane

Table for driver 170 Ken ABE, showing lap times and sector data for laps 1-16.

Table for driver 173 Corinna GOSTNER, showing lap times and sector data for laps 1-16.

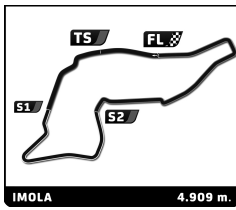
Table for driver 177 Fons SCHELTEMA, showing lap times and sector data for laps 1-16.

Table for driver 193 Manuela GOSTNER, showing lap times and sector data for laps 1-4.

Table for driver 199 Ernst KIRCHMAYR, showing lap times and sector data for laps 1-16.

Table for driver 201 Qwin WIETLISBACH, showing lap times and sector data for laps 1-16.

Table for driver 205 Faysal SHAIR, showing lap times and sector data for laps 1-9.



COPPA SHELL & 488 IMOLA Race 2

Sector Analysis

Invalidated Lap Personal Best Session Best Crossing the pit lane

Table with 7 columns: Lap, Time, Sector 1, Sector 2, Sector 3, T.Spd, Elapsed. Rows 10-16.

Table with 7 columns: Lap, Time, Sector 1, Sector 2, Sector 3, T.Spd, Elapsed. Rows 10-15.

Driver 211 Aleksei KOMAROV (GRC) Scuderia Praha Racing Ferrari 488 Challenge EVO. Table with 7 columns: Lap, Time, Sector 1, Sector 2, Sector 3, T.Spd, Elapsed. Rows 1-16.

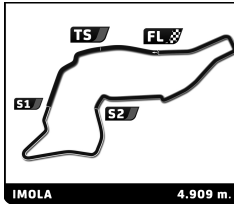
Driver 227 Tommy LINDROTH (SWE) Gohm Motorsport - Baron Racing Tear Ferrari 488 Challenge EVO. Table with 7 columns: Lap, Time, Sector 1, Sector 2, Sector 3, T.Spd, Elapsed. Rows 1-16.

Driver 218 Maurizio PITORRI (ITA) Radicci Automobili - Bestlap - FCI Ferrari 488 Challenge EVO. Table with 7 columns: Lap, Time, Sector 1, Sector 2, Sector 3, T.Spd, Elapsed. Rows 1-16.

Driver 240 Pino FRASCARO (ITA) Rossocorsa Ferrari 488 Challenge EVO. Table with 7 columns: Lap, Time, Sector 1, Sector 2, Sector 3, T.Spd, Elapsed. Rows 1-16.

Driver 225 Germano SALERNITANO (ITA) Gohm Motorsport - Baron Racing Tear Ferrari 488 Challenge EVO. Table with 7 columns: Lap, Time, Sector 1, Sector 2, Sector 3, T.Spd, Elapsed. Rows 1-9.

Driver 269 Fabrizio FONTANA (ITA) Formula Racing Ferrari 488 Challenge EVO. Table with 7 columns: Lap, Time, Sector 1, Sector 2, Sector 3, T.Spd, Elapsed. Rows 1-10.



**COPPA SHELL & 488**  
**IMOLA**  
**Race 2**

**Sector Analysis**

— Invalidated Lap

■ Personal Best

■ Session Best

B Crossing the pit lane

Lap	Time	Sector 1	Sector 2	Sector 3	T.Spd	Elapsed	Lap	Time	Sector 1	Sector 2	Sector 3	T.Spd	Elapsed
11	1:49.319	22.758	36.189	50.372	265.3	23:05.199							

**275**

**Sven SCHÖMER**

DEU

Ferrari Katowice

Ferrari 488 Challenge EVO

1	2:16.591	30.123	40.771	1:05.697		2:16.591
2	3:11.293	50.247	57.453	1:23.593	117.7	5:27.884
3	3:02.612	42.024	48.884	1:31.704	108.4	8:30.496
4	1:54.514	24.147	37.753	52.614	241.6	10:25.010
5	1:51.906	23.265			264.6	12:16.916
6	1:50.526	<b>22.887</b>	<b>36.585</b>	51.054	265.3	14:07.442
7	<b>1:50.117</b>	23.070	36.645	<b>50.402</b>	264.6	15:57.559
8	1:50.622	23.253			262.6	17:48.181
9	1:50.570	23.031	36.783	50.756	262.6	19:38.751
10	1:50.797	23.249	36.702	50.846	261.3	21:29.548
11	1:50.381	22.999	36.661	50.721	261.3	23:19.929
12	1:52.457	23.235	37.392	51.830	262.0	25:12.386
13	1:55.991	26.148	38.329	51.514	210.0	27:08.377
14	2:55.651	23.344	42.782	1:49.525	262.6	30:04.028
15	1:52.040	23.915	37.681	50.444	252.6	31:56.068
16	1:51.333	23.116	36.943	51.274	263.3	33:47.401

**279**

**Gerardo MARINO**

ITA

Radicci Automobili - Sanasi Racing T.

Ferrari 488 Challenge EVO

1	2:17.914	31.361	40.752	1:05.801		2:17.914
2	3:11.362	50.362	57.327	1:23.673	109.7	5:29.276
3	3:03.121	41.988	48.960	1:32.173	98.4	8:32.397
4	1:54.392	24.553	37.776	52.063	245.0	10:26.789
5	1:53.335	23.965	37.431	51.939	265.9	12:20.124
6	1:52.753	23.860	37.099	51.794	253.2	14:12.877
7	1:52.337	23.757	37.153	51.427	250.2	16:05.214
8	1:52.233	<b>23.407</b>	37.038	51.788	256.3	17:57.447
9	1:51.936	23.869	36.863	<b>51.204</b>	250.2	19:49.383
10	1:52.476	23.573	36.931	51.972	252.0	21:41.859
11	1:52.533	23.501	37.497	51.535	261.3	23:34.392
12	1:53.858	23.677	37.728	52.453	255.0	25:28.250
13	1:55.248	25.178	38.106	51.964	207.1	27:23.498
14	2:42.557	26.085	37.511	1:38.961	192.1	30:06.055
15	1:54.340	23.951	37.598	52.791	250.2	32:00.395
16	<b>1:51.653</b>	23.790	<b>36.533</b>	51.330	263.9	33:52.048

**289**

**Niels ZIBRANDTSEN**

DNK

Formula Racing

Ferrari 488 Challenge EVO

1	2:18.847	31.899	40.601	1:06.347		2:18.847
2	3:11.630	50.410	57.013	1:24.207	112.8	5:30.477
3	3:02.785	41.799	48.924	1:32.062	96.7	8:33.262
4	1:56.001	24.838	38.344	52.819	232.1	10:29.263
5	<u>1:54.297</u>	24.035	37.683	<u>52.579</u>	260.0	12:23.560
6	1:54.008	23.954	37.671	52.383	262.6	14:17.568
7	1:53.205	23.968	37.370	<b>51.867</b>	263.3	16:10.773
8	1:53.185	23.733	37.309	52.143	262.0	18:03.958
9	1:53.703	23.859	<b>37.071</b>	52.773	260.7	19:57.661
10	1:53.393	23.951	37.204	52.238	252.6	21:51.054
11	<b>1:52.934</b>	23.533	37.396	52.005	260.7	23:43.988
12	2:06.165	<b>23.486</b>	37.809	1:04.870	260.0	25:50.153
13	3:53.822	50.801	1:13.830	1:49.191	86.2	29:43.975
14	2:00.914	25.662	39.776	55.476	233.1	31:44.889
15	1:54.589	23.644	37.235	53.710	252.6	33:39.478