

COPPA SHELL & 488 IMOLA Race 1

Sector Analysis

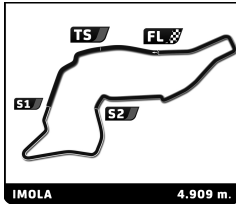
Invalidated Lap

Personal Best

Session Best

Crossing the pit lane

Table with columns: Lap, Time, Sector 1, Sector 2, Sector 3, T.Sp, Elapsed. Rows include drivers: Motohiko ISOZAKI, Michael MARTIN, James WEILAND, Andreas RITZI, Tibor VALINT, Alexander NUSSBAUMER.



COPPA SHELL & 488 IMOLA Race 1

Sector Analysis

Invalidated Lap

Personal Best

Session Best

Crossing the pit lane

Lap	Time	Sector 1	Sector 2	Sector 3	T.Spd	Elapsed
17	1:52.692	23.212	37.610	51.870	275.6	32:19.958

**140** Yasutaka SHIRASAKI JPN  
Rosso Scuderia Ferrari 296 Challenge

1	2:20.955	32.026	46.419	1:02.510		2:20.955
2	<b>2:11.378</b>	27.720	<b>43.413</b>	<b>1:00.245</b>	213.0	4:32.333

**144** Pierluigi ALESSANDRI ITA  
Rossocorsa Ferrari 296 Challenge

1	2:05.531	30.233	40.407	54.891		2:05.531
2	1:57.884	24.848	39.016	54.020	253.2	4:03.415
3	1:59.325	24.413	39.487	55.425	263.9	6:02.740
4	2:16.922 <b>B</b>	24.686	38.545	1:13.691	255.0	8:19.662
5	2:09.804	38.623	38.241	52.940	186.0	10:29.466
6	1:55.689	23.496	37.723	54.470	274.9	12:25.155
7	1:56.939	23.978	39.358	53.603	248.5	14:22.094
8	1:53.132	23.579	37.584	51.969	256.9	16:15.226
9	1:52.113	23.693	<b>36.554</b>	51.866	274.2	18:07.339
10	1:51.242	22.933	37.261	51.048	273.5	19:58.581
11	1:52.110	<b>22.819</b>	37.139	52.152	274.2	21:50.691
12	1:52.726	23.228	36.583	52.915	274.2	23:43.417
13	1:53.590	24.309	36.623	52.658	263.9	25:37.007
14	1:53.568	23.262	37.263	53.043	274.9	27:30.575
15	1:53.252	24.752	37.185	51.315	263.9	29:23.827
16	<b>1:51.042</b>	23.359	36.737	<b>50.946</b>	273.5	31:14.869
17	1:52.384	23.474	36.695	52.215	273.5	33:07.253

**151** John DHILLON GBR  
Graypaul Nottingham Ferrari 296 Challenge

1	2:04.697	29.631	40.464	54.602		2:04.697
2	1:58.118	25.099	38.743	54.276	253.8	4:02.815
3	1:58.460	24.798	39.405	54.257	255.0	6:01.275
4	1:57.888	24.481	39.036	54.371	265.3	7:59.163
5	1:54.958	23.733	37.969	53.256	265.3	9:54.121
6	1:55.852	23.901	39.074	52.877	270.7	11:49.973
7	1:54.409	24.186	38.265	51.958	256.3	13:44.382
8	1:54.478	23.619	38.198	52.661	267.3	15:38.860
9	1:53.169	23.530	37.582	52.057	267.9	17:32.029
10	1:54.335	23.660	38.167	52.508	272.8	19:26.364
11	1:53.001	<b>23.329</b>	37.809	51.863	277.8	21:19.365
12	1:55.722	23.688	38.803	53.231	268.6	23:15.087
13	1:53.055	23.368	37.664	52.023	275.6	25:08.142
14	1:53.260	23.365	37.532	52.363	271.4	27:01.402
15	1:53.039	23.949	37.385	51.705	272.1	28:54.441
16	<b>1:52.783</b>	23.999	<b>37.157</b>	<b>51.627</b>	272.1	30:47.224
17	1:53.550	23.753	37.677	52.120	271.4	32:40.774

**160** Andrzej LEWANDOWSKI POL  
Autohaus Ulrich Ferrari 296 Challenge

1	1:57.731	26.331	38.617	52.783		1:57.731
2	1:54.786	23.699	38.084	53.003	269.3	3:52.517
3	1:54.784	24.013	37.970	52.801	265.3	5:47.301
4	1:53.536	23.644	37.866	52.026	269.3	7:40.837
5	1:56.711	23.672	38.541	54.498	274.2	9:37.548
6	1:53.353	23.478	37.594	52.281	272.8	11:30.901
7	1:53.765	23.486	37.429	52.850	263.3	13:24.666
8	1:52.680	23.253	37.115	52.312	271.4	15:17.346

Lap	Time	Sector 1	Sector 2	Sector 3	T.Spd	Elapsed
9	1:54.130	23.592	37.868	52.670	263.9	17:11.476

10	1:53.082	23.303	37.731	52.048	270.7	19:04.558
11	1:54.497	23.384	38.457	52.656	267.9	20:59.055
12	<b>1:51.506</b>	23.026	36.986	<b>51.494</b>	274.2	22:50.561
13	1:51.918	23.072	<b>36.874</b>	51.972	275.6	24:42.479
14	1:52.594	23.242	37.573	51.779	274.2	26:35.073
15	1:51.704	<b>22.842</b>	37.292	51.570	275.6	28:26.777
16	1:52.585	23.198	36.932	52.455	274.2	30:19.362
17	1:54.191	23.681	37.358	53.152	261.3	32:13.553

**161** Thomas GOSTNER ITA  
CDP - MP Racing Ferrari 296 Challenge

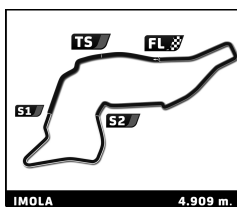
1	2:03.891	29.239	40.047	54.605		2:03.891
2	1:58.100	25.035	38.735	54.330	235.2	4:01.991
3	1:58.803	25.459	39.271	54.073	248.5	6:00.794
4	2:17.821 <b>B</b>	24.732	39.015	1:14.074	256.3	8:18.615
5	2:10.287	39.447	38.179	<b>52.661</b>	180.0	10:28.902
6	1:56.087	23.859	<b>37.619</b>	54.609	274.2	12:24.989
7	1:56.925	23.979	39.185	53.761	256.9	14:21.914
8	1:57.105	24.462	38.414	54.229	257.5	16:19.019
9	1:56.798	23.909	38.075	54.814	264.6	18:15.817
10	1:56.775	24.857	38.352	53.566	242.8	20:12.592
11	1:57.843	24.560	40.068	53.215	261.3	22:10.435
12	1:56.384	24.033	39.162	53.189	261.3	24:06.819
13	1:58.061	24.324	40.039	53.698	256.9	26:04.880
14	1:57.136	24.330	38.823	53.983	253.2	28:02.016
15	1:57.902	24.589	39.971	53.342	250.8	29:59.918
16	1:57.841	25.068	38.801	53.972	236.8	31:57.759
17	<b>1:55.104</b>	<b>23.465</b>	38.319	53.320	272.1	33:52.863

**162** Christophe HURNI CHE  
Zénith Scuderia Ferrari 296 Challenge

1	2:03.293	28.500	40.018	54.775		2:03.293
2	1:56.892	24.265	38.466	54.161	253.8	4:00.185
3	1:56.765	24.074	38.700	53.991	269.3	5:56.950
4	1:58.187	24.203	38.919	55.065	269.3	7:55.137
5	1:57.334	24.616	38.581	54.137	253.8	9:52.471
6	1:57.364	24.629	39.066	53.669	256.9	11:49.835
7	1:56.553	24.002	39.117	53.434	260.0	13:46.388
8	1:56.568	<b>23.413</b>	39.277	53.878	272.1	15:42.956
9	1:54.346	23.526	37.860	52.960	274.2	17:37.302
10	1:54.342	23.639	37.898	52.805	272.8	19:31.644
11	1:58.170	23.612	39.362	55.196	271.4	21:29.814
12	1:54.609	23.540	37.876	53.193	265.9	23:24.423
13	1:55.416	24.348	37.972	53.096	250.2	25:19.839
14	1:55.835	24.126	37.789	53.920	253.2	27:15.674
15	<b>1:53.963</b>	24.232	37.526	52.205	258.8	29:09.637
16	1:55.405	23.831	38.937	52.637	261.3	31:05.042
17	1:54.491	25.017	<b>37.359</b>	<b>52.115</b>	247.3	32:59.533

**167** Henry HASSID FRA  
Kessel Racing Ferrari 296 Challenge

1	1:58.919	26.154	39.781	52.984		1:58.919
2	1:55.145	24.220	37.875	53.050	255.7	3:54.064
3	1:54.879	24.141	37.731	53.007	266.6	5:48.943
4	1:54.545	23.932	37.911	52.702	272.8	7:43.488
5	1:57.853	25.383	38.696	53.774	275.6	9:41.341



COPPA SHELL & 488

IMOLA

Race 1

Sector Analysis

— Invalidated Lap    ■ Personal Best    ■ Session Best    B Crossing the pit lane

Table with 14 columns: Lap, Time, Sector 1, Sector 2, Sector 3, T.Spd, Elapsed. Contains race data for laps 6-17.

170 Ken ABE JPN Formula Racing Ferrari 296 Challenge

Table with 6 columns: Lap, Time, Sector 1, Sector 2, Sector 3, Elapsed. Contains race data for Ken ABE (laps 1-16).

173 Corinna GOSTNER ITA CDP - MP Racing Ferrari 296 Challenge

Table with 6 columns: Lap, Time, Sector 1, Sector 2, Sector 3, Elapsed. Contains race data for Corinna GOSTNER (laps 1-17).

177 Fons SCHELTEMA NLD Kessel Racing Ferrari 296 Challenge

Table with 6 columns: Lap, Time, Sector 1, Sector 2, Sector 3, Elapsed. Contains race data for Fons SCHELTEMA (laps 1-3).

199 Ernst KIRCHMAYR AUT Kessel Racing Ferrari 296 Challenge

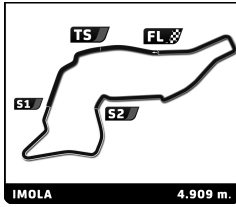
Table with 6 columns: Lap, Time, Sector 1, Sector 2, Sector 3, Elapsed. Contains race data for Ernst KIRCHMAYR (laps 1-17).

201 Qwin WIETLISBACH CHE CDP - D&C Racing Ferrari 488 Challenge EVO

Table with 6 columns: Lap, Time, Sector 1, Sector 2, Sector 3, Elapsed. Contains race data for Qwin WIETLISBACH (laps 1-16).

211 Aleksei KOMAROV GRC Scuderia Praha Racing Ferrari 488 Challenge EVO

Table with 6 columns: Lap, Time, Sector 1, Sector 2, Sector 3, Elapsed. Contains race data for Aleksei KOMAROV (lap 1).



COPPA SHELL & 488 IMOLA Race 1

Sector Analysis

Invalidated Lap Personal Best Session Best Crossing the pit lane

Table with 14 columns: Lap, Time, Sector 1, Sector 2, Sector 3, T.Spd, Elapsed. Rows 2-16 showing race data for various drivers.

Driver profile for 218 Maurizio PITORRI, ITA. Includes team name Radicci Automobili - Bestlap - FCI and Ferrari 488 Challenge EVO. Table with 7 columns: Lap, Time, Sector 1, Sector 2, Sector 3, T.Spd, Elapsed.

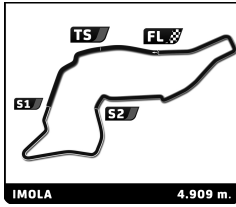
Driver profile for 225 Germano SALERNITANO, ITA. Includes team name Gohm Motorsport - Baron Racing Tear and Ferrari 488 Challenge EVO. Table with 7 columns: Lap, Time, Sector 1, Sector 2, Sector 3, T.Spd, Elapsed.

Driver profile for 227 Tommy LINDROTH, SWE. Includes team name Gohm Motorsport - Baron Racing Tear and Ferrari 488 Challenge EVO. Table with 7 columns: Lap, Time, Sector 1, Sector 2, Sector 3, T.Spd, Elapsed.

Driver profile for 240 Pino FRASCARO, ITA. Includes team name Rossocorsa and Ferrari 488 Challenge EVO. Table with 7 columns: Lap, Time, Sector 1, Sector 2, Sector 3, T.Spd, Elapsed.

Driver profile for 269 Fabrizio FONTANA, ITA. Includes team name Formula Racing and Ferrari 488 Challenge EVO. Table with 7 columns: Lap, Time, Sector 1, Sector 2, Sector 3, T.Spd, Elapsed.

Driver profile for 275 Sven SCHÖMER, DEU. Includes team name Ferrari Katowice and Ferrari 488 Challenge EVO. Table with 7 columns: Lap, Time, Sector 1, Sector 2, Sector 3, T.Spd, Elapsed.



**COPPA SHELL & 488**  
**IMOLA**  
Race 1

Sector Analysis

— Invalidated Lap    ■ Personal Best    ■ Session Best    B Crossing the pit lane

Lap	Time	Sector 1	Sector 2	Sector 3	T.Spd	Elapsed	Lap	Time	Sector 1	Sector 2	Sector 3	T.Spd	Elapsed
5	2:00.754	25.012	39.932	55.810	259.4	10:12.845							
6	2:03.500	25.161	40.717	57.622	258.8	12:16.345							
7	2:00.594	25.432	39.906	55.256	256.3	14:16.939							
8	2:04.769	24.773	39.844	1:00.152	258.1	16:21.708							
9	1:59.953	25.637	39.763	54.553	234.7	18:21.661							
10	1:59.932	24.813	39.853	55.266	259.4	20:21.593							
11	2:02.017	25.476	40.967	55.574	257.5	22:23.610							
12	2:03.064	25.348	41.096	56.620	243.9	24:26.674							
13	2:03.244	25.556	40.757	56.931	234.2	26:29.918							
14	2:08.426	26.049	43.457	58.920	241.6	28:38.344							
15	2:01.848	26.357	40.992	54.499	216.0	30:40.192							
16	1:59.058	24.554	39.939	54.565	260.0	32:39.250							

**279** Gerardo MARINO ITA  
Radicii Automobili - Sanasi Racing T. Ferrari 488 Challenge EVO

1	2:37.263	39.929	49.776	1:07.558		2:37.263							
2	2:26.578	31.672	48.096	1:06.810	179.1	5:03.841							
3	2:26.875	31.824	47.930	1:07.121	186.3	7:30.716							
4	2:25.509	31.607	47.797	1:06.105	171.5	9:56.225							
5	2:20.670	29.847	45.486	1:05.337	197.8	12:16.895							
6	2:22.414	29.729	47.618	1:05.067	198.6	14:39.309							
7	2:18.688	29.216	45.424	1:04.048	200.5	16:57.997							
8	2:18.690	29.361	44.745	1:04.584	198.2	19:16.687							
9	2:18.275	30.288	47.294	1:00.693	196.0	21:34.962							
10	2:09.531	27.305	42.581	59.645	219.6	23:44.493							
11	2:08.931	27.001	43.686	58.244	227.1	25:53.424							
12	2:06.487	26.659	41.805	58.023	223.3	27:59.911							
13	2:06.627	26.521	43.510	56.596	214.7	30:06.538							
14	2:03.571	25.830	40.819	56.922	241.1	32:10.109							
15	2:07.928	26.574	44.007	57.347	207.5	34:18.037							

**289** Niels ZIBRANDTSEN DNK  
Formula Racing Ferrari 488 Challenge EVO

1	2:38.257	40.828	49.540	1:07.889		2:38.257							
2	2:26.609	31.348	49.222	1:06.039	169.9	5:04.866							
3	2:21.448	30.889	46.421	1:04.138	177.0	7:26.314							
4	2:20.578	29.598	46.612	1:04.368	211.7	9:46.892							
5	2:42.299	28.107	46.568	1:27.624	221.9	12:29.191							
6	2:15.591	28.199	44.996	1:02.396	219.1	14:44.782							
7	2:15.918	28.347	44.253	1:03.318	215.1	17:00.700							
8	2:16.723	27.866	44.916	1:03.941	193.5	19:17.423							
9	2:16.202	30.008	46.169	1:00.025	184.7	21:33.625							
10	2:08.624	27.466	42.669	58.489	218.7	23:42.249							
11	2:09.745	27.800	41.884	1:00.061	234.7	25:51.994							
12	2:06.580	27.165	42.017	57.398	220.0	27:58.574							
13	2:06.530	26.973	42.236	57.321	224.7	30:05.104							
14	2:04.433	26.227	41.263	56.943	232.1	32:09.537							
15	2:08.366	26.822	43.912	57.632	216.9	34:17.903							