

COPPA SHELL & 488

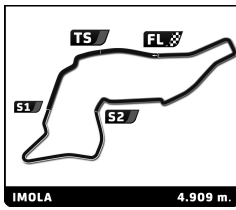
IMOLA

Free Practice

Sector Analysis

Invalidated Lap Personal Best Session Best Crossing the pit lane

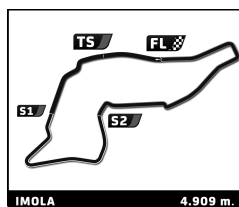
Table with columns: Lap, Time, Sector 1, Sector 2, Sector 3, T.Spd, Elapsed. Rows include drivers: Motohiko ISOZAKI (JPN), Michael MARTIN (DEU), James WEILAND (USA), Andreas RITZI (CHE), and Tibor VALINT (HUN).



COPPA SHELL & 488 IMOLA Free Practice

Sector Analysis

Table with 14 columns: Lap, Time, Sector 1, Sector 2, Sector 3, T.Spd, Elapsed. Includes driver profiles for Alexander NUSSBAUMER (AUT), John DHILLON (GBR), Yasutaka SHIRASAKI (JPN), and Andrzej LEWANDOWSKI (POL) with their respective lap times and sector data.



COPPA SHELL & 488

IMOLA

Free Practice

Sector Analysis

Table with 14 columns: Lap, Time, Sector 1, Sector 2, Sector 3, T.Spd, Elapsed. Contains data for laps 7-23.

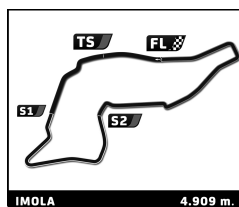
Driver profile for 161 Thomas GOSTNER, ITA, CDP - MP Racing, Ferrari 296 Challenge. Table with 7 columns: Lap, Time, Sector 1, Sector 2, Sector 3, T.Spd, Elapsed. Contains data for laps 1-24.

Driver profile for 162 Christophe HURNI, CHE, Zénith Scuderia, Ferrari 296 Challenge. Table with 7 columns: Lap, Time, Sector 1, Sector 2, Sector 3, T.Spd, Elapsed. Contains data for laps 1-10.

Table with 14 columns: Lap, Time, Sector 1, Sector 2, Sector 3, T.Spd, Elapsed. Contains data for laps 11-20.

Driver profile for 167 Henry HASSID, FRA, Kessel Racing, Ferrari 296 Challenge. Table with 7 columns: Lap, Time, Sector 1, Sector 2, Sector 3, T.Spd, Elapsed. Contains data for laps 1-23.

Driver profile for 170 Ken ABE, JPN, Formula Racing, Ferrari 296 Challenge. Table with 7 columns: Lap, Time, Sector 1, Sector 2, Sector 3, T.Spd, Elapsed. Contains data for laps 1-18.



COPPA SHELL & 488

IMOLA

Free Practice

Sector Analysis

Invalidated Lap Personal Best Session Best Crossing the pit lane

Table with 14 columns: Lap, Time, Sector 1, Sector 2, Sector 3, T.Sp, Elapsed, Lap, Time, Sector 1, Sector 2, Sector 3, T.Sp, Elapsed

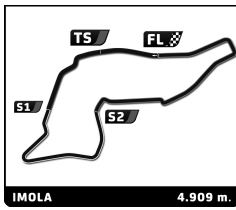
Driver data for Corinna GOSTNER (ITA), CDP - MP Racing, Ferrari 296 Challenge. Lap 173. Best lap: 1:44.732.

Driver data for Fons SCHELTEMA (NLD), Kessel Racing, Ferrari 296 Challenge. Lap 177. Best lap: 1:44.593.

Driver data for Manuela GOSTNER (ITA), Ineco - Reparto Corse RAM, Ferrari 296 Challenge. Lap 193. Best lap: 2:06.135.

Driver data for Ernst KIRCHMAYR (AUT), Kessel Racing, Ferrari 296 Challenge. Lap 199. Best lap: 1:44.042.

Driver data for Qwin WIETLISBACH (CHE), CDP - D&C Racing, Ferrari 488 Challenge EVO. Lap 201. Best lap: 1:44.250.



COPPA SHELL & 488 IMOLA Free Practice

Sector Analysis

Invalidated Lap Personal Best Session Best Crossing the pit lane

Table with 14 columns: Lap, Time, Sector 1, Sector 2, Sector 3, T.Sp, Elapsed. Rows 18 and 19.

Driver 211 Aleksei KOMAROV (GRC) Scuderia Praha Racing Ferrari 488 Challenge EVO. Lap times table with 14 columns.

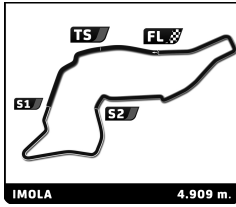
Driver 218 Maurizio PITORRI (ITA) Radicci Automobili - Bestlap - FCI Ferrari 488 Challenge EVO. Lap times table with 14 columns.

Driver 225 Germano SALERNITANO (ITA) Gohm Motorsport - Baron Racing Tear Ferrari 488 Challenge EVO. Lap times table with 14 columns.

Driver 227 Tommy LINDROTH (SWE) Gohm Motorsport - Baron Racing Tear Ferrari 488 Challenge EVO. Lap times table with 14 columns.

Driver 240 Pino FRASCARO (ITA) Rossocorsa Ferrari 488 Challenge EVO. Lap times table with 14 columns.

Driver 269 Fabrizio FONTANA (ITA) Formula Racing Ferrari 488 Challenge EVO. Lap times table with 14 columns.



COPPA SHELL & 488

IMOLA

Free Practice

Sector Analysis

Invalidated Lap

Personal Best

Session Best

Crossing the pit lane

Lap	Time	Sector 1	Sector 2	Sector 3	T.Spd	Elapsed
12	5:38.313 B	22.459	35.729	4:40.125	266.6	27:11.837
13	2:28.771	45.160	44.744	58.867	109.3	29:40.608
14	1:54.055	23.854	37.685	52.516	255.0	31:34.663
15	1:56.365	22.678	38.985	54.702	265.3	33:31.028
16	1:47.177	22.420	35.523	49.234	268.6	35:18.205
17	1:54.444	24.366	38.193	51.885	268.6	37:12.649
18	1:47.229	22.218	35.604	49.407	267.9	38:59.878
19	3:40.075 B	22.165	38.527	2:39.383	265.9	42:39.953
20	10:27.356	8:59.608	37.788	49.960	140.4	53:07.309
21	<u>1:47.402</u>	22.327	35.590	<u>49.485</u>	265.3	54:54.711
22	1:47.270	22.274	35.583	49.413	266.6	56:41.981
23	<u>1:47.088</u>	22.574	35.432	<u>49.082</u>	259.4	58:29.069

275 Sven SCHÖMER DEU						
Ferrari Katowice			Ferrari 488 Challenge EVO			
1	2:51.395	1:18.299	40.443	52.653	150.3	2:51.395
2	1:57.420	23.912	39.803	53.705	260.7	4:48.815
3	1:50.415	23.032	36.751	50.632	264.6	6:39.230
4	1:52.327	23.899	37.033	51.395	264.6	8:31.557
5	1:50.587	22.933	36.815	50.839	263.9	10:22.144
6	1:49.680	22.759	36.353	50.568	263.9	12:11.824
7	1:49.203	22.548	36.281	50.374	263.9	14:01.027
8	5:20.176 B	22.844	37.433	4:19.899	265.9	19:21.203
9	2:16.709	42.320	37.804	56.585	165.1	21:37.912
10	1:48.765	22.633	36.131	50.001	264.6	23:26.677
11	1:48.912	22.667	35.882	50.363	264.6	25:15.589
12	5:27.274 B	22.689	37.569	4:27.016	263.3	30:42.863
13	2:19.132	44.324	41.153	53.655	145.6	33:01.995
14	1:58.013	24.517	38.460	55.036	246.7	35:00.008
15	1:57.898	22.729	41.293	53.876	267.3	36:57.906
16	1:49.941	23.575	36.504	49.862	265.3	38:47.847
17	13:29.368 B	22.243	39.454	...	265.3	52:17.215
18	2:14.152	41.823	36.200	56.129	174.4	54:31.367
19	1:47.294	22.398	35.511	49.385	265.9	56:18.661
20	1:51.033	22.530	37.632	50.871	266.6	58:09.694
21	1:56.858	22.411	35.689	58.758	267.3	1:00:06.552

279 Gerardo MARINO ITA						
Radicci Automobili - Sanasi Racing T.			Ferrari 488 Challenge EVO			
1	5:02.019	3:13.047	49.242	59.730	127.4	5:02.019
2	2:10.133	28.099	42.268	59.766	207.9	7:12.152
3	1:59.678	25.950	39.484	54.244	247.9	9:11.830
4	1:57.296	25.015	38.466	53.815	255.0	11:09.126
5	1:56.602	24.480	39.048	53.074	258.1	13:05.728
6	1:54.919	24.175	38.643	52.101	265.9	15:00.647
7	1:51.811	23.838	36.893	51.080	269.3	16:52.458
8	4:59.752 B	25.006	40.547	3:54.199	258.1	21:52.210
9	2:17.185	47.094	38.370	51.721	145.2	24:09.395
10	1:51.768	23.409	37.528	50.831	266.6	26:01.163
11	1:55.830	24.977	39.562	51.291	244.4	27:56.993
12	1:54.792	24.343	37.732	52.717	264.6	29:51.785
13	1:53.327	23.779	37.926	51.622	267.3	31:45.112
14	1:59.376	24.569	39.211	55.596	250.8	33:44.488
15	16:14.419 B	27.924	43.789	...	201.2	49:58.907
16	3:58.598	2:16.836	45.438	56.324	135.9	53:57.505
17	1:56.816	24.284	40.986	51.546	258.8	55:54.321
18	1:52.041	23.093	38.289	50.659	267.9	57:46.362

Lap	Time	Sector 1	Sector 2	Sector 3	T.Spd	Elapsed
19	1:50.781	22.803	36.999	50.979	268.6	59:37.143
20	1:52.713	23.332	37.304	52.077	255.0	1:01:29.856

289 Niels ZIBRANDTSEN DNK						
Formula Racing			Ferrari 488 Challenge EVO			
1	4:17.733	2:34.002	45.833	57.898	122.6	4:17.733
2	2:02.000	27.058	40.342	54.600	192.4	6:19.733
3	1:57.197	25.213	38.961	53.023	243.9	8:16.930
4	1:55.359	24.006	38.572	52.781	263.3	10:12.289
5	1:54.284	23.895	37.244	53.145	256.3	12:06.573
6	1:53.307	23.558	37.151	52.598	266.6	13:59.880
7	1:51.802	23.706	36.753	51.343	264.6	15:51.682
8	1:53.399	23.009	36.930	53.460	264.6	17:45.081
9	1:52.499	23.393	37.226	51.880	264.6	19:37.580
10	1:53.529	23.318	36.829	53.382	264.6	21:31.109
11	1:50.087	23.137	36.397	50.553	266.6	23:21.196
12	4:14.275 B	24.449	36.834	3:12.992	206.7	27:35.471
13	2:29.167	47.292	43.422	58.453	117.9	30:04.638
14	2:02.607	27.291	40.622	54.694	232.1	32:07.245
15	1:56.161	24.339	39.278	52.544	249.0	34:03.406
16	1:50.949	22.872	36.239	51.838	267.9	35:54.355
17	1:53.825	22.697	40.269	50.859	267.3	37:48.180
18	8:27.340 B	22.688	1:03.745	7:00.907	265.9	46:15.520
19	7:12.009	5:39.215	39.856	52.938	151.6	53:27.529
20	1:52.137	24.017	36.904	51.216	241.6	55:19.666
21	1:50.445	23.180	36.266	50.999	265.9	57:10.111
22	1:51.900	23.048	36.144	52.708	265.3	59:02.011
23	1:50.348	22.783	36.602	50.963	267.3	1:00:52.359