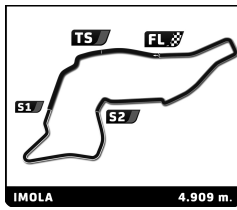


TROFEO PIRELLI IMOLA Race 1

Sector Analysis

Sector Analysis							Sector Analysis						
Lap	Time	Sector 1	Sector 2	Sector 3	T.Sp	Elapsed	Lap	Time	Sector 1	Sector 2	Sector 3	T.Sp	Elapsed
2 Giacomo ALTOÉ ITA Emil Frey Racing Ferrari 296 Challenge							1 3:12.064 1:00.213 56.129 1:15.722 3:12.064						
2 2:47.829 37.120 56.680 1:14.029 2:47.829							2 2:39.526 33.577 51.274 1:14.675 143.8 5:51.590						
3 2:40.961 35.944 53.758 1:11.259 155.9 5:28.790							3 2:40.333 33.239 47.765 1:19.329 146.0 8:31.923						
4 2:50.713 31.957 50.856 1:27.900 185.4 8:19.503							4 2:11.507 30.420 42.733 58.354 149.3 10:43.430						
5 1:57.651 25.133 38.072 54.446 242.2 10:17.154							5 2:04.437 26.753 41.284 56.400 215.6 12:47.867						
6 1:54.881 24.018 37.629 53.234 262.6 12:12.035							6 2:11.812 26.297 40.379 1:05.136 222.8 14:59.679						
7 1:54.542 24.005 37.568 52.969 270.7 14:06.577							7 2:03.291 26.147 40.624 56.520 225.7 17:02.970						
8 1:54.081 23.571 37.587 52.923 272.1 16:00.658							8 2:01.664 26.215 40.516 54.933 223.3 19:04.634						
9 1:53.876 23.634 37.348 52.894 272.8 17:54.534							9 2:01.724 25.330 40.018 56.376 234.7 21:06.358						
10 1:53.837 23.521 37.098 53.218 272.8 19:48.371							10 2:02.021 26.098 40.161 55.762 231.6 23:08.379						
11 2:05.907 23.763 37.389 1:04.755 272.8 21:54.278							11 2:03.578 25.372 39.479 58.727 240.5 25:11.957						
12 2:02.630 25.204 39.872 57.554 241.1 23:56.908							12 2:12.009 30.132 41.810 1:00.067 175.5 27:23.966						
13 2:15.206 25.441 41.183 1:08.582 227.1 26:12.114							13 2:07.707 27.400 41.198 59.109 210.4 29:31.673						
14 2:41.858 33.893 52.002 1:15.963 144.8 28:53.972							14 2:16.562 27.943 40.718 1:07.901 204.7 31:48.235						
15 2:39.104 34.142 52.887 1:12.075 134.5 31:33.076							15 2:32.152 35.005 47.554 1:09.593 119.7 34:20.387						
15 2:32.364 30.698 50.220 1:11.446 139.3 34:05.440													
3 Max MUGELLI ITA CDP - Eureka Competition Ferrari 296 Challenge							8 Luca LUDWIG DEU MERTEL Motorsport Ferrari 296 Challenge						
1 2:57.725 47.266 56.634 1:13.825 2:57.725							1 2:48.714 38.619 56.039 1:14.056 2:48.714						
2 2:41.807 36.591 51.955 1:13.261 123.4 5:39.532							2 2:41.006 36.702 53.295 1:11.009 183.1 5:29.720						
3 2:45.150 31.770 50.888 1:22.492 165.4 8:24.682							3 2:50.287 32.024 50.732 1:27.531 197.8 8:20.007						
4 2:06.944 29.556 41.115 56.273 159.9 10:31.626							4 1:57.273 25.266 38.363 53.644 217.3 10:17.280						
5 2:01.038 25.662 39.851 55.525 226.6 12:32.664							5 1:55.316 24.609 37.991 52.716 244.4 12:12.596						
6 2:00.866 25.714 39.976 55.176 231.1 14:33.530							6 1:54.352 24.188 37.770 52.394 263.9 14:06.948						
7 1:58.686 25.109 39.281 54.296 241.6 16:32.216							7 1:54.129 23.897 37.632 52.600 267.3 16:01.077						
8 1:57.692 24.970 38.815 53.907 243.3 18:29.908							8 1:53.857 23.707 37.497 52.653 274.9 17:54.934						
9 1:57.295 24.525 38.760 54.010 252.0 20:27.203							9 1:53.674 24.090 37.132 52.452 274.9 19:48.608						
10 1:58.698 24.549 39.056 55.093 252.6 22:25.901							10 2:12.921 24.001 37.680 1:11.240 272.8 22:01.529						
11 1:59.457 25.128 39.222 55.107 237.8 24:25.358													
12 2:05.993 24.650 41.320 1:00.023 245.0 26:31.351													
13 2:26.843 26.817 43.461 1:16.565 215.1 28:58.194													
14 2:38.629 33.006 53.471 1:12.152 167.5 31:36.823													
15 2:32.802 32.116 49.146 1:11.540 152.5 34:09.625													
4 Andrew MORROW GBR Charles Hurst Ferrari 296 Challenge							9 Danilo DEL FAVERO DEU Penske Sportwagen Hamburg Ferrari 296 Challenge						
1 3:02.458 53.585 55.934 1:12.939 3:02.458							1 2:54.372 43.803 56.025 1:14.544 2:54.372						
2 2:41.276 36.198 52.034 1:13.044 131.8 5:43.734							2 2:41.177 35.977 53.030 1:12.170 149.9 5:35.549						
3 2:43.083 33.558 49.244 1:20.281 151.0 8:26.817							3 2:47.836 31.529 50.598 1:25.709 172.4 8:23.385						
4 2:09.415 29.912 42.345 57.158 158.0 10:36.232							4 2:03.415 26.987 40.644 55.784 223.8 10:26.800						
5 2:01.985 26.194 40.398 55.393 213.0 12:38.217							5 1:59.038 24.773 39.780 54.485 236.2 12:25.838						
6 1:59.561 25.681 39.478 54.402 214.3 14:37.778							6 1:58.391 24.693 39.329 54.369 256.3 14:24.229						
7 1:58.867 25.244 39.147 54.476 224.2 16:36.645							7 1:57.430 24.491 38.896 54.043 261.3 16:21.659						
8 1:57.292 24.637 38.818 53.837 225.2 18:33.937							8 1:56.387 24.164 38.482 53.741 267.3 18:18.046						
9 1:58.616 24.546 38.765 55.305 234.7 20:32.553							9 1:55.932 23.898 38.223 53.811 270.7 20:13.978						
10 1:58.579 24.655 38.961 54.963 247.9 22:31.132							10 1:56.874 23.961 38.528 54.385 270.0 22:10.852						
11 1:59.881 25.272 39.269 55.340 233.1 24:31.013							11 1:56.948 24.057 38.381 54.510 267.3 24:07.800						
12 2:13.806 25.219 41.599 1:06.988 206.7 26:44.819							12 2:05.273 24.006 38.234 1:03.033 265.9 26:13.073						
13 2:17.365 28.274 43.065 1:06.026 188.3 29:02.184							13 2:41.716 34.304 51.616 1:15.796 134.5 28:54.789						
14 2:38.472 33.437 52.137 1:12.898 144.8 31:40.656							14 2:39.030 34.268 53.028 1:11.734 131.0 31:33.819						
15 2:32.280 33.837 47.603 1:10.840 135.5 34:12.936							15 2:32.493 31.957 49.213 1:11.323 138.2 34:06.312						
7 Andreas BØGH-SØRENSEN DNK Formula Racing Ferrari 296 Challenge							10 Kim ERIKSEN DNK Formula Racing Ferrari 296 Challenge						
1 3:08.164 58.217 55.613 1:14.334 3:08.164							1 3:08.164 58.217 55.613 1:14.334 3:08.164						
2 2:40.575 34.381 51.902 1:14.292 112.6 5:48.739							2 2:40.575 34.381 51.902 1:14.292 112.6 5:48.739						
3 2:42.381 33.435 48.223 1:20.723 141.3 8:31.120							3 2:42.381 33.435 48.223 1:20.723 141.3 8:31.120						
4 2:11.663 30.920 42.432 58.311 149.5 10:42.783							4 2:11.663 30.920 42.432 58.311 149.5 10:42.783						
5 2:04.815 26.953 41.163 56.699 214.7 12:47.598							5 2:04.815 26.953 41.163 56.699 214.7 12:47.598						
6 2:05.987 28.284 41.116 56.587 185.7 14:53.585							6 2:05.987 28.284 41.116 56.587 185.7 14:53.585						
7 2:01.377 25.266 39.948 56.163 241.1 16:54.962							7 2:01.377 25.266 39.948 56.163 241.1 16:54.962						
8 2:02.305 25.108 41.488 55.709 252.0 18:57.267							8 2:02.305 25.108 41.488 55.709 252.0 18:57.267						



TROFEO PIRELLI IMOLA Race 1

Sector Analysis

Invalidated Lap

Personal Best

Session Best

Crossing the pit lane

Lap	Time	Sector 1	Sector 2	Sector 3	T.Spd	Elapsed
9	1:59.901	24.777	39.752	55.372	253.2	20:57.168
10	2:00.394	25.026	39.816	55.552	240.0	22:57.562

11 Herbert GEISS DEU						
Maranello Motors			Ferrari 296 Challenge			
1	3:04.322	55.755	55.432	1:13.135		3:04.322
2	2:41.373	36.234	51.445	1:13.694	110.8	5:45.695
3	2:42.784	33.572	48.759	1:20.453	135.9	8:28.479
4	2:09.379	29.683	42.142	57.554	172.9	10:37.858
5	2:02.269	26.403	40.089	55.777	207.1	12:40.127
6	1:59.845	25.139	39.978	54.728	235.2	14:39.972
7	1:58.743	24.736	39.177	54.830	241.6	16:38.715
8	1:57.792	24.664	38.703	54.425	245.6	18:36.507
9	1:57.517	24.533	38.660	54.324	268.6	20:34.024
10	1:58.887	24.382	39.156	55.349	251.4	22:32.911
11	2:00.167	25.238	39.192	55.737	219.1	24:33.078
12	2:14.281	25.210	41.640	1:07.431	233.6	26:47.359
13	2:16.025	28.328	41.993	1:05.704	186.0	29:03.384
14	2:38.235	33.717	51.800	1:12.718	123.5	31:41.619
15	2:31.869	34.000	47.893	1:09.976	136.2	34:13.488

13 Luigi COLUCCIO ITA						
Radicci Automobili - Bestlap - FCI			Ferrari 296 Challenge			
1	2:55.305	44.843	56.365	1:14.097		2:55.305
2	2:41.921	36.126	53.196	1:12.599	139.4	5:37.226
3	2:46.405	31.568	50.026	1:24.811	158.4	8:23.631
4	2:04.013	28.156	40.500	55.357	166.7	10:27.644
5	1:59.956	26.081	39.326	54.549	239.5	12:27.600
6	1:58.435	24.601	39.350	54.484	264.6	14:26.035
7	1:57.894	24.920	39.028	53.946	270.7	16:23.929
8	1:55.573	24.006	37.865	53.702	274.2	18:19.502
9	1:55.157	24.055	37.800	53.302	273.5	20:14.659
10	1:56.605	24.016	38.543	54.046	270.7	22:11.264
11	1:57.248	24.383	38.648	54.217	252.6	24:08.512
12	2:05.617	24.257	38.169	1:03.191	260.7	26:14.129
13	2:42.206	34.077	51.409	1:16.720	125.3	28:56.335
14	2:38.934	33.410	52.923	1:12.601	142.6	31:35.269
15	2:32.977	31.493	49.068	1:12.416	142.3	34:08.246

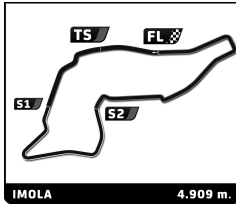
18 Michael VERHAGEN NLD						
Ferrari Warszawa			Ferrari 296 Challenge			
1	2:53.651	42.541	55.740	1:15.370		2:53.651
2	2:41.004	35.920	52.663	1:12.421	153.8	5:34.655
3	2:47.825	31.586	49.958	1:26.281	160.9	8:22.480
4	2:02.100	26.564	40.151	55.385	189.0	10:24.580
5	1:58.283	24.848	39.081	54.354	227.1	12:22.863
6	1:57.417	24.605	38.866	53.946	252.6	14:20.280
7	1:56.552	24.275	38.159	54.118	268.6	16:16.832
8	1:55.221	23.900	38.258	53.063	271.4	18:12.053
9	1:55.128	23.881	37.636	53.611	272.8	20:07.181
10	1:56.399	23.533	37.817	55.049	274.2	22:03.580
11	1:57.854	24.959	38.042	54.853	250.2	24:01.434
12	2:08.948	24.119	38.477	1:06.352	267.3	26:10.382
13	2:42.340	34.233	52.218	1:15.889	158.9	28:52.722
14	2:39.184	34.522	52.609	1:12.053	135.2	31:31.906
15	2:33.133	30.697	50.012	1:12.424	155.6	34:05.039

23 David AKHOBADZE RAF						
Scuderia Monte-Carlo			Ferrari 296 Challenge			
1	3:14.337	1:02.647	55.410	1:16.280		3:14.337
2	2:39.803	33.361	50.966	1:15.476	156.1	5:54.140
3	2:38.828	33.085	47.062	1:18.681	156.3	8:32.968
4	2:11.948	30.882	43.098	57.968	126.6	10:44.916
5	2:03.897	25.811	41.383	56.703	245.6	12:48.813
6	2:22.542	26.002	40.220	1:16.320	220.5	15:11.355
7	2:03.504	26.174	40.498	56.832	222.8	17:14.859
8	2:02.435	25.311	40.355	56.769	249.0	19:17.294
9	2:02.021	25.139	40.285	56.597	263.3	21:19.315
10	2:02.817	25.255	40.450	57.112	256.9	23:22.132
11	2:03.236	24.483	40.305	58.448	267.3	25:25.368
12	2:06.140	27.114	41.338	57.688	208.3	27:31.508
13	2:03.539	26.155	40.883	56.501	237.8	29:35.047
14	2:13.850	26.764	41.047	1:06.039	207.9	31:48.897
15	2:32.516	35.608	47.842	1:09.066	116.1	34:21.413

26 James OWEN GBR						
Meridien Modena - Engstler			Ferrari 296 Challenge			
1	3:01.450	52.026	56.037	1:13.387		3:01.450
2	2:41.374	36.173	52.041	1:13.160	124.5	5:42.824
3	2:43.731	32.779	49.540	1:21.412	147.0	8:26.555
4	2:10.472	30.731	42.241	57.500	143.8	10:37.027
5	2:02.026	25.999	40.440	55.587	194.6	12:39.053
6	2:00.015	25.924	39.507	54.584	184.1	14:39.068
7	1:59.011	24.938	39.036	55.037	231.1	16:38.079
8	1:57.546	24.484	38.708	54.354	238.4	18:35.625
9	1:57.238	24.438	38.427	54.373	253.8	20:32.863
10	1:59.271	24.754	39.048	55.469	228.6	22:32.134
11	2:00.018	25.305	39.174	55.539	216.0	24:32.152
12	2:14.497	25.263	41.850	1:07.384	231.1	26:46.649
13	2:16.222	28.054	42.337	1:05.831	177.9	29:02.871
14	2:38.483	33.813	51.795	1:12.875	125.6	31:41.354
15	2:32.033	33.924	47.632	1:10.477	134.7	34:13.387

50 David GOSTNER ITA						
CDP - MP Racing			Ferrari 296 Challenge			
1	3:13.192	1:01.209	55.816	1:16.167		3:13.192
2	2:39.475	33.218	51.191	1:15.066	152.3	5:52.667
3	2:39.910	33.102	47.566	1:19.242	153.4	8:32.577
4	2:15.375	32.188	44.113	59.074	133.8	10:47.952
5	2:05.361	27.411	41.165	56.785	197.5	12:53.313
6	2:05.294	26.718	40.783	57.793	199.7	14:58.607
7	2:03.714	25.957	40.796	56.961	230.6	17:02.321
8	2:01.592	25.568	40.261	55.763	239.5	19:03.913
9	1:59.436	24.785	40.145	54.506	252.6	21:03.349
10	2:03.240	27.778	39.935	55.527	212.5	23:06.589
11	2:03.907	25.790	40.109	58.008	229.1	25:10.496
12	2:08.209	27.024	41.821	59.364	209.6	27:18.705
13	2:07.009	26.866	41.303	58.840	216.0	29:25.714
14	2:20.988	26.739	42.504	1:11.745	198.9	31:46.702
15	2:32.027	33.904	48.257	1:09.866	119.3	34:18.729

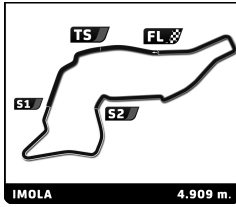
69 Marco ZANASI ITA						
CDP - Pinetti Motorsport			Ferrari 296 Challenge			



TROFEO PIRELLI IMOLA Race 1

Sector Analysis

Table with columns: Lap, Time, Sector 1, Sector 2, Sector 3, T.Spd, Elapsed. Includes driver profiles for Otto BLANK, Axel SARTINGEN, Angelo FONTANA, Davit KAJAIA, Hanno LASKOWSKI, and Bence VALINT.



TROFEO PIRELLI IMOLA Race 1

Sector Analysis

Invalidated Lap Personal Best Session Best Crossing the pit lane

Table with 14 columns: Lap, Time, Sector 1, Sector 2, Sector 3, T.Spd, Elapsed. Rows 7-15 showing race data for various drivers.

Driver profile for 88 Amin AREFFPOUR (DEU) from Riller & Schnauck. Table with 7 columns: Lap, Time, Sector 1, Sector 2, Sector 3, T.Spd, Elapsed. Rows 1-14.

Driver profile for 89 Claus ZIBRANDTSEN (DNK) from Formula Racing. Table with 7 columns: Lap, Time, Sector 1, Sector 2, Sector 3, T.Spd, Elapsed. Rows 1-15.

Driver profile for 91 Philipp BARON (AUT) from Gohm Motorsport - Baron Racing Tear. Table with 7 columns: Lap, Time, Sector 1, Sector 2, Sector 3, T.Spd, Elapsed. Rows 1-10.

Driver profile for 92 Hendrik VIOL (CZE) from Scuderia Praha Racing. Table with 7 columns: Lap, Time, Sector 1, Sector 2, Sector 3, T.Spd, Elapsed. Rows 1-15.