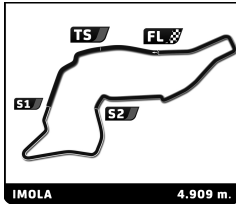


TROFEO PIRELLI IMOLA Qualifying

Sector Analysis

Invalidated Lap Personal Best Session Best Crossing the pit lane

Table with columns: Lap, Time, Sector 1, Sector 2, Sector 3, T.Sp, Elapsed. Rows include driver names (Giacomo ALTOÉ, Max MUGELLI, Andrew MORROW, Andreas BØGH-SØRENSEN, Luca LUDWIG, Danilo DEL FAVERO, Kim ERIKSEN) and their respective lap times and sector data.



TROFEO PIRELLI IMOLA Qualifying

Sector Analysis

Invalidated Lap Personal Best Session Best Crossing the pit lane

Table with 14 columns: Lap, Time, Sector 1, Sector 2, Sector 3, T.Spd, Elapsed. Rows 12-15.

Driver 11: Herbert GEISS (DEU). Team: Maranello Motors, Ferrari 296 Challenge. Lap 1-15 data.

Driver 12: Giammarco MARZIALETTI (ITA). Team: Radicci Automobili - Sanasi Racing Tec, Ferrari 296 Challenge. Lap 1-15 data.

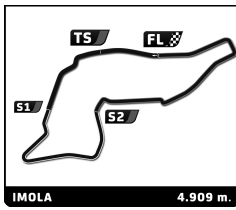
Driver 13: Luigi COLUCCIO (ITA). Team: Radicci Automobili - Bestlap - FCI, Ferrari 296 Challenge. Lap 1-15 data.

Driver 18: Michael VERHAGEN (NLD). Team: Ferrari Warszawa, Ferrari 296 Challenge. Lap 1 data.

Driver 23: David AKHOBADZE (RAF). Team: Scuderia Monte-Carlo, Ferrari 296 Challenge. Lap 2-15 data.

Driver 26: James OWEN (GBR). Team: Meridien Modena - Engstler, Ferrari 296 Challenge. Lap 1-15 data.

Driver 50: David GOSTNER (ITA). Team: CDP - MP Racing, Ferrari 296 Challenge. Lap 1-16 data.



TROFEO PIRELLI IMOLA Qualifying

Sector Analysis

Invalidated Lap Personal Best Session Best Crossing the pit lane

Table with 14 columns: Lap, Time, Sector 1, Sector 2, Sector 3, T.Spd, Elapsed. It shows two columns of data for different drivers, with various performance metrics and best lap highlights.

Driver profile for Marco ZANASI (ITA), CDP - Pinetti Motorsport, Ferrari 296 Challenge. Shows best lap 1:59.278.

Driver profile for Otto BLANK (DEU), Lueg Sportivo - Herter Racing, Ferrari 296 Challenge. Shows best lap 1:55.625.

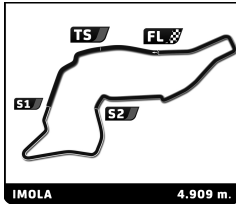
Driver profile for Axel SARTINGEN (DEU), Lueg Sportivo - Herter Racing, Ferrari 296 Challenge. Shows best lap 1:54.226.

Driver profile for Angelo FONTANA (VEN), Rossocorsa, Ferrari 296 Challenge. Shows best lap 1:54.997.

Driver profile for Davit KAJAIA (GEO), MERTEL Motorsport, Ferrari 296 Challenge. Shows best lap 1:54.231.

Driver profile for Hanno LASKOWSKI (DEU), Emil Frey Racing, Ferrari 296 Challenge. Shows best lap 1:54.480.

Driver profile for Bence VALINT (HUN), Ferrari Budapest - Rossocorsa, Ferrari 296 Challenge. Shows best lap 3:42.356.



TROFEO PIRELLI IMOLA Qualifying

Sector Analysis

Invalidated Lap Personal Best Session Best Crossing the pit lane

Table with 14 columns: Lap, Time, Sector 1, Sector 2, Sector 3, T.Spd, Elapsed. Rows 12-14.

Driver 88 Amin AREFPOUR DEU. Table with 7 columns: Lap, Time, Sector 1, Sector 2, Sector 3, T.Spd, Elapsed. Rows 1-12.

Driver 89 Claus ZIBRANDTSEN DNK. Table with 7 columns: Lap, Time, Sector 1, Sector 2, Sector 3, T.Spd, Elapsed. Rows 1-15.

Driver 91 Philipp BARON AUT. Table with 7 columns: Lap, Time, Sector 1, Sector 2, Sector 3, T.Spd, Elapsed. Rows 1-13.

Driver 92 Hendrik VIOL CZE. Table with 7 columns: Lap, Time, Sector 1, Sector 2, Sector 3, T.Spd, Elapsed. Rows 1-2.