

TROFEO PIRELLI IMOLA

Free Practice

Sector Analysis

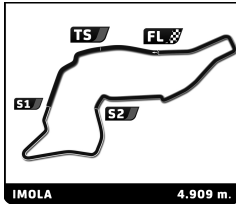
Invalidated Lap

Personal Best

Session Best

Crossing the pit lane

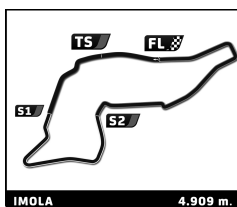
Table with columns: Lap, Time, Sector 1, Sector 2, Sector 3, T.Spd, Elapsed. Rows include driver names (Giacomo ALTOÉ, Max MUGELLI, Andrew MORROW, Luca LUDWIG) and their respective lap times and sector data.



TROFEO PIRELLI IMOLA Free Practice

Sector Analysis

Table with columns: Lap, Time, Sector 1, Sector 2, Sector 3, T.Spd, Elapsed. Includes driver profiles for Danilo DEL FAVERO, Herbert GEISS, Kim ERIKSEN, and Giammarco MARZIALETTI with their respective lap times and sector data.



TROFEO PIRELLI IMOLA Free Practice

Sector Analysis

Invalidated Lap Personal Best Session Best Crossing the pit lane

Table with 14 columns: Lap, Time, Sector 1, Sector 2, Sector 3, T.Spd, Elapsed. Rows 16-20 and 7-14.

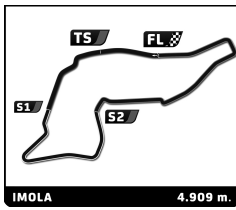
Driver profile for Luigi COLUCCIO (ITA) with 13 laps. Includes personal best and session best times for each sector.

Driver profile for David GOSTNER (ITA) with 50 laps. Includes personal best and session best times for each sector.

Driver profile for Michael VERHAGEN (NLD) with 18 laps. Includes personal best and session best times for each sector.

Driver profile for Marco ZANASI (ITA) with 69 laps. Includes personal best and session best times for each sector.

Driver profile for James OWEN (GBR) with 26 laps. Includes personal best and session best times for each sector.



TROFEO PIRELLI IMOLA Free Practice

Sector Analysis

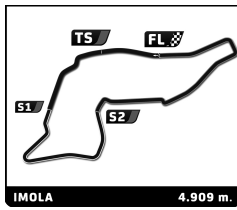
Table with 14 columns: Lap, Time, Sector 1, Sector 2, Sector 3, T.Spd, Elapsed. It shows two columns of lap data for drivers 71, 80, and 81.

Driver 71 Otto BLANK DEU. Lueg Sportivo - Herter Racing Ferrari 296 Challenge. Lap times and sector data for 25 laps.

Driver 80 Angelo FONTANA VEN. Rossocorsa Ferrari 296 Challenge. Lap times and sector data for 22 laps.

Driver 78 Axel SARTINGEN DEU. Lueg Sportivo - Herter Racing Ferrari 296 Challenge. Lap times and sector data for 15 laps.

Driver 81 Davit KAJAJA GEO. MERTEL Motorsport Ferrari 296 Challenge. Lap times and sector data for 17 laps.



TROFEO PIRELLI IMOLA

Free Practice

Sector Analysis

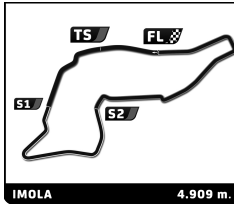
Invalidated Lap

Personal Best

Session Best

B Crossing the pit lane

Lap	Time	Sector 1	Sector 2	Sector 3	T.Sp	Elapsed	Lap	Time	Sector 1	Sector 2	Sector 3	T.Sp	Elapsed	
85	Hanno LASKOWSKI DEU							15	2:01.500	27.070	39.250	55.180	226.2	40:14.489
	Emil Frey Racing Ferrari 296 Challenge							16	1:57.569	24.772	40.290	52.507	231.6	42:12.058
1	2:35.706	50.364	45.120	1:00.222	117.7	2:35.706	17	1:57.107	25.523	39.017	52.567	236.8	44:09.165	
2	1:55.445	25.740	38.072	51.633	227.6	4:31.151	18	1:55.756	24.089	38.234	53.433	237.8	46:04.921	
3	1:48.365	22.680	36.161	49.524	274.2	6:19.516	19	1:54.823	24.748	38.675	51.400	240.0	47:59.744	
4	1:47.615	22.315	36.019	49.281	276.3	8:07.131	20	2:03.321	23.164	39.981	1:00.176	255.7	50:03.065	
5	4:13.314 B	22.073	35.287	3:15.954	276.3	12:20.445	21	1:54.578	23.554	37.899	53.125	251.4	51:57.643	
6	2:02.632	37.487	35.526	49.619	184.4	14:23.077	22	2:03.035	26.047	40.806	56.182	201.2	54:00.678	
7	1:45.837	21.901	35.079	48.857	275.6	16:08.914	23	1:57.055	23.380	39.351	54.324	255.0	55:57.733	
8	1:45.939	22.269	35.148	48.522	276.3	17:54.853	24	1:52.431	23.577	37.721	51.133	245.0	57:50.164	
9	1:45.008	21.714	34.752	48.542	275.6	19:39.861								
10	1:50.500	25.426	36.154	48.920	277.1	21:30.361								
11	1:44.907	21.748	34.999	48.160	277.1	23:15.268								
12	1:51.438	25.253	37.569	48.616	278.5	25:06.706								
13	26:34.143 B	22.503	34.711	...	278.5	51:40.849								
14	2:14.623	42.138	39.605	52.880	149.1	53:55.472								
15	1:46.677	23.173	35.121	48.383	272.1	55:42.149								
16	1:45.052	21.793	35.105	48.154	278.5	57:27.201								
17	1:44.086	21.698	34.520	47.868	278.5	59:11.287								
86	Bence VALINT HUN							89	Claus ZIBRANDTSEN DNK					
	Ferrari Budapest - Rossocorsa Ferrari 296 Challenge								Formula Racing Ferrari 296 Challenge					
1	2:33.053	55.957	41.367	55.729	143.4	2:33.053	1	3:15.338	1:31.204	45.375	58.759	143.2	3:15.338	
2	1:51.129	23.839	36.673	50.617	254.4	4:24.182	2	1:57.921	26.354	38.832	52.735	208.8	5:13.259	
3	1:46.410	22.516	35.315	48.579	274.9	6:10.592	3	1:48.411	23.075	35.825	49.511	274.2	7:01.670	
4	<u>1:46.107</u>	21.803	35.927	<u>48.377</u>	281.5	7:56.699	4	1:45.024	21.886	34.694	48.444	274.2	8:46.694	
5	1:44.824	21.585	34.568	48.671	282.2	9:41.523	5	1:43.779	21.665	34.052	48.062	275.6	10:30.473	
6	1:44.386	21.372	35.111	47.903	282.2	11:25.909	6	1:44.897	21.682	34.685	48.530	280.0	12:15.370	
7	29:02.754 B	21.351	34.322	...	282.2	40:28.663	7	1:45.428	21.764	35.137	48.527	277.8	14:00.798	
8	2:17.923	44.288	40.028	53.607	146.4	42:46.586	8	1:43.250	21.475	33.798	47.977	280.0	15:44.048	
9	1:54.612	25.951	38.563	50.098	228.6	44:41.198	9	1:43.929	21.645	34.515	47.769	276.3	17:27.977	
10	1:46.297	22.039	34.452	49.806	278.5	46:27.495	10	1:43.093	21.469	34.017	47.607	275.6	19:11.070	
11	<u>1:41.827</u>	21.128	33.598	<u>47.101</u>	282.2	48:09.322	11	3:40.766 B	21.246	34.985	2:44.535	275.6	22:51.836	
12	1:45.097	21.069	33.851	50.177	283.8	49:54.419	12	2:13.397	41.408	39.863	52.126	157.0	25:05.233	
13	1:41.907	20.924	33.736	47.247	280.7	51:36.326	13	1:51.366	24.351	37.306	49.709	250.8	26:56.599	
14	3:33.579 B	21.074	34.367	2:38.138	280.0	55:09.905	14	1:43.619	21.719	34.214	47.686	275.6	28:40.218	
15	1:59.830	36.928	34.505	48.397	184.1	57:09.735	15	1:42.708	21.522	33.619	47.567	277.1	30:22.926	
16	1:42.854	21.376	33.796	47.682	280.0	58:52.589	16	1:42.546	21.696	33.729	47.121	276.3	32:05.472	
17	1:42.222	21.071	33.795	47.356	279.3	1:00:34.811	17	1:42.242	21.315	33.605	47.322	277.8	33:47.714	
88	Amin AREFPOUR DEU							91	Philipp BARON AUT					
	Riller & Schnauk Ferrari 296 Challenge								Gohm Motorsport - Baron Racing Tear Ferrari 296 Challenge					
1	2:41.954	51.373	48.121	1:02.460	103.6	2:41.954	1	3:15.036	1:38.909	41.224	54.903	157.0	3:15.036	
2	2:11.291	29.343	43.833	58.115	201.2	4:53.245	2	1:52.986	24.123	37.229	51.634	236.8	5:08.022	
3	2:10.254	27.212	43.501	59.541	219.6	7:03.499	3	1:46.027	22.334	34.727	48.966	273.5	6:54.049	
4	2:05.527	26.323	41.386	57.818	228.6	9:09.026	4	1:44.391	21.838	34.399	48.154	274.2	8:38.440	
5	2:00.759	24.949	42.817	52.993	247.9	11:09.785	5	1:47.650	21.572	34.426	51.652	274.2	10:26.090	
6	2:06.258	24.824	42.271	59.163	247.3	13:16.043	6	1:48.793	24.233	36.096	48.464	228.6	12:14.883	
7	2:00.727	25.969	39.963	54.795	246.1	15:16.770	7	1:43.420	21.758	34.330	47.332	274.2	13:58.303	
8	4:22.869 B	26.341	42.767	3:13.761	217.8	19:39.639	8	13:22.022 B	21.597	34.159	...	275.6	27:20.325	
9	2:28.549	42.566	49.589	56.394	126.6	22:08.188	9	5:27.610 B	39.001	50.122	3:58.487	187.3	32:47.935	
10	1:58.831	24.639	41.338	52.854	246.7	24:07.019	10	2:00.714	37.018	35.581	48.115	184.7	34:48.649	
11	1:58.562	24.337	38.932	55.293	249.6	26:05.581	11	1:45.846	21.942	34.390	49.514	274.9	36:34.495	
12	1:54.914	23.900	38.030	52.984	246.7	28:00.495	12	4:52.515 B	21.721	34.113	3:56.681	275.6	41:27.010	
13	7:59.206 B	24.372	38.206	6:56.628	253.2	35:59.701	13	2:25.889	45.479	43.819	56.591	138.9	43:52.899	
14	2:13.288	42.155	38.899	52.234	145.8	38:12.989	14	1:49.125	24.501	35.642	48.982	253.2	45:42.024	



TROFEO PIRELLI
IMOLA
Free Practice

Sector Analysis

— Invalidated Lap ■ Personal Best ■ Session Best B Crossing the pit lane

Lap	Time	Sector 1	Sector 2	Sector 3	T.Sp	Elapsed	Lap	Time	Sector 1	Sector 2	Sector 3	T.Sp	Elapsed
15	1:43.851	22.405	34.059	47.387	274.9	47:25.875							
16	1:42.565	21.578	34.002	46.985	275.6	49:08.440							
17	1:42.383	21.542	33.693	47.148	277.1	50:50.823							
18	1:41.956	21.411	33.516	47.029	276.3	52:32.779							

92 **Hendrik VIOL** CZE
Scuderia Praha Racing Ferrari 296 Challenge

1	4:22.532	2:41.724	43.309	57.499	128.0	4:22.532
2	1:50.703	24.405	36.838	49.460	258.8	6:13.235
3	1:46.604	22.179	35.779	48.646	276.3	7:59.839
4	1:46.088	22.505	35.535	48.048	277.1	9:45.927
5	1:46.127	21.409	35.013	49.705	280.7	11:32.054
6	2:04.490 B	21.512	34.271	1:08.707	278.5	13:36.544
7	3:07.866	1:42.632	36.479	48.755	169.6	16:44.410
8	1:43.609	21.552	34.231	47.826	281.5	18:28.019
9	1:43.643	21.804	34.184	47.655	276.3	20:11.662
10	2:07.121 B	21.549	34.276	1:11.296	277.1	22:18.783
11	4:12.799	2:34.928	42.271	55.600	134.7	26:31.582
12	1:49.425	23.761	36.578	49.086	265.3	28:21.007
13	1:43.555	21.736	34.162	47.657	276.3	30:04.562
14	1:42.472	21.393	33.772	47.307	275.6	31:47.034
15	1:42.223	21.268	33.690	47.265	277.1	33:29.257
16	1:42.632	21.192	34.008	47.432	277.8	35:11.889
17	1:48.356	21.299	34.116	52.941	278.5	37:00.245
18	1:42.240	21.226	33.652	47.362	278.5	38:42.485
19	2:15.792 B	22.438	37.409	1:15.945	278.5	40:58.277
20	4:45.610	3:05.636	44.193	55.781	139.8	45:43.887
21	1:50.370	23.826	37.185	49.359	266.6	47:34.257
22	1:44.623	21.520	34.540	48.563	276.3	49:18.880
23	1:42.007	21.260	33.606	47.141	277.1	51:00.887
24	1:42.182	21.279	33.726	47.177	280.0	52:43.069
25	2:08.859 B	21.175	34.025	1:13.659	277.1	54:51.928