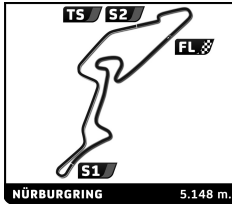


COPPA SHELL & 488 NÜRBURGRING Race 2

Sector Analysis

Invalidated Lap Personal Best Session Best Crossing the pit lane

Table with columns: Lap, Time, Sector 1, Sector 2, Sector 3, T.Sp, Elapsed. Rows include drivers: 105 Motohiko ISOZAKI, 107 Rey ACOSTA, 109 Michael MARTIN, 118 James WEILAND, 122 Andreas RITZI, 132 Tibor VALINT, 136 Alexander NUSSBAUMER, 151 John DHILLON.



COPPA SHELL & 488 NÜRBURGRING Race 2

Sector Analysis

Invalidated Lap Personal Best Session Best Crossing the pit lane

Table with 7 columns: Lap, Time, Sector 1, Sector 2, Sector 3, T.Spd, Elapsed. Rows 11-15.

Driver 152 Thomas LÖFFLAD, DEU. Gohm Motorsport - Engstler, Ferrari 296 Challenge. Table with 7 columns: Lap, Time, Sector 1, Sector 2, Sector 3, T.Spd, Elapsed. Rows 1-15.

Driver 160 Andrzej LEWANDOWSKI, POL. Autohaus Ulrich, Ferrari 296 Challenge. Table with 7 columns: Lap, Time, Sector 1, Sector 2, Sector 3, T.Spd, Elapsed. Rows 1-15.

Driver 161 Thomas GOSTNER, ITA. CDP - MP Racing, Ferrari 296 Challenge. Table with 7 columns: Lap, Time, Sector 1, Sector 2, Sector 3, T.Spd, Elapsed. Rows 1-15.

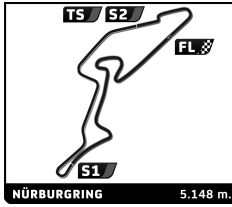
Driver 162 Christophe HURNI, CHE. Zénith Scuderia, Ferrari 296 Challenge. Table with 7 columns: Lap, Time, Sector 1, Sector 2, Sector 3, T.Spd, Elapsed. Rows 1-15.

Table with 7 columns: Lap, Time, Sector 1, Sector 2, Sector 3, T.Spd, Elapsed. Rows 2-11.

Driver 167 Henry HASSID, FRA. Kessel Racing, Ferrari 296 Challenge. Table with 7 columns: Lap, Time, Sector 1, Sector 2, Sector 3, T.Spd, Elapsed. Rows 1-15.

Driver 170 Ken ABE, JPN. Formula Racing, Ferrari 296 Challenge. Table with 7 columns: Lap, Time, Sector 1, Sector 2, Sector 3, T.Spd, Elapsed. Rows 1-15.

Driver 177 Fons SCHELTEMA, NLD. Kessel Racing, Ferrari 296 Challenge. Table with 7 columns: Lap, Time, Sector 1, Sector 2, Sector 3, T.Spd, Elapsed. Rows 1-8.



COPPA SHELL & 488 NÜRBURGRING Race 2

Sector Analysis

Invalidated Lap Personal Best Session Best Crossing the pit lane

Table with 7 columns: Lap, Time, Sector 1, Sector 2, Sector 3, T.Spd, Elapsed. Rows 9-15.

Table with 7 columns: Lap, Time, Sector 1, Sector 2, Sector 3, T.Spd, Elapsed. Rows 12-15.

Driver profile for Manuela GOSTNER (ITA), Ferrari 296 Challenge. Table with 7 columns: Lap, Time, Sector 1, Sector 2, Sector 3, T.Spd, Elapsed. Rows 1-15.

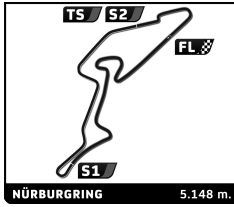
Driver profile for Aleksei KOMAROV (GRC), Scuderia Praha Racing, Ferrari 488 Challenge EVO. Table with 7 columns: Lap, Time, Sector 1, Sector 2, Sector 3, T.Spd, Elapsed. Rows 1-15.

Driver profile for Ernst KIRCHMAYR (AUT), Kessel Racing, Ferrari 296 Challenge. Table with 7 columns: Lap, Time, Sector 1, Sector 2, Sector 3, T.Spd, Elapsed. Rows 1-15.

Driver profile for Germano SALERNITANO (ITA), Gohm Motorsport - Baron Racing Tear, Ferrari 488 Challenge EVO. Table with 7 columns: Lap, Time, Sector 1, Sector 2, Sector 3, T.Spd, Elapsed. Rows 1-12.

Driver profile for Qwin WIETLISBACH (CHE), CDP - D&C Racing, Ferrari 488 Challenge EVO. Table with 7 columns: Lap, Time, Sector 1, Sector 2, Sector 3, T.Spd, Elapsed. Rows 1-11.

Driver profile for Tommy LINDROTH (SWE), Gohm Motorsport - Baron Racing Tear, Ferrari 488 Challenge EVO. Table with 7 columns: Lap, Time, Sector 1, Sector 2, Sector 3, T.Spd, Elapsed. Rows 1-15.



COPPA SHELL & 488  
NÜRBURGRING  
Race 2

Sector Analysis

— Invalidated Lap

■ Personal Best

■ Session Best

B Crossing the pit lane

Lap	Time	Sector 1	Sector 2	Sector 3	T.Spd	Elapsed	Lap	Time	Sector 1	Sector 2	Sector 3	T.Spd	Elapsed	
<b>240</b>	<b>Pino FRASCARO</b> ITA							4	2:09.674	59.567	47.095	23.012	241.3	8:56.905
	Rossocorsa Ferrari 488 Challenge EVO							5	<u>2:09.079</u>	<u>59.429</u>	46.802	<b>22.848</b>	243.0	11:05.984
	1	2:21.519	1:10.231	48.276	23.012	243.5	6	2:14.857	59.643	51.146	24.068	208.0	13:20.841	
	2	2:09.885	59.565	47.586	<b>22.734</b>	244.1	7	2:13.219	1:01.293	47.403	24.523	230.6	15:34.060	
	3	2:10.094	59.732	47.476	22.886	244.6	8	3:03.188	1:25.648	1:07.909	29.631	122.4	18:37.248	
	4	<b>2:09.084</b>	59.504	<b>46.838</b>	22.742	244.6	9	2:10.680	1:00.151	47.382	23.147	239.7	20:47.928	
	5	2:10.410	59.554	47.765	23.091	242.4	10	2:10.315	1:00.243	47.143	22.929	239.7	22:58.243	
	6	2:15.090	59.659	49.867	25.564	170.6	11	2:09.450	<b>59.245</b>	46.876	23.329	234.5	25:07.693	
	7	2:16.168	1:01.096	48.933	26.139	164.4	12	2:10.643	59.907	47.804	22.932	243.0	27:18.336	
	8	3:02.775	1:25.047	1:08.406	29.322	123.0	13	<u>2:09.392</u>	<u>59.558</u>	<b>46.563</b>	23.271	244.6	29:27.728	
	9	2:10.144	<b>59.202</b>	47.687	23.255	244.6	14	<b>2:09.161</b>	59.564	46.729	22.868	244.6	31:36.889	
	10	2:10.813	59.589	47.375	23.849	245.2	15	<u>2:09.500</u>	<u>59.308</u>	46.962	23.230	245.7	33:46.389	
	11	2:10.820	59.664	47.285	23.871	225.3								
	12	<u>3:18.180</u> B	<u>59.604</u>	1:41.048	37.528	131.8								

<b>255</b>	<b>Friedrich MÜLLER</b> AUT						
	Gohm Motorsport - Engstler Ferrari 488 Challenge EVO						
	1	2:20.233	1:09.599	47.330	23.304	241.3	2:20.233
	2	2:10.442	1:00.201	47.015	23.226	246.3	4:30.675
	3	2:09.058	59.379	46.689	22.990	241.9	6:39.733
	4	2:09.275	59.057	47.128	23.090	243.0	8:49.008
	5	<u>2:08.626</u>	<u>58.473</u>	46.898	23.255	249.1	10:57.634
	6	2:17.565	59.148	52.230	26.187	167.2	13:15.199
	7	2:16.338	1:00.992	49.160	26.186	159.1	15:31.537
	8	3:02.365	1:24.958	1:08.632	28.775	116.9	18:33.902
	9	2:10.524	59.114	47.727	23.683	249.1	20:44.426
	10	2:09.769	59.248	47.111	23.410	249.7	22:54.195
	11	2:11.617	59.643	48.321	23.653	220.7	25:05.812
	12	2:09.582	59.572	47.177	22.833	233.0	27:15.394
	13	2:07.027	58.475	45.882	22.670	246.3	29:22.421
	14	<b>2:06.319</b>	<b>58.208</b>	<b>45.690</b>	<b>22.421</b>	245.7	31:28.740
	15	2:09.070	58.339	47.028	23.703	243.0	33:37.810

<b>275</b>	<b>Sven SCHÖMER</b> DEU						
	Ferrari Katowice Ferrari 488 Challenge EVO						
	1	2:19.640	1:08.663	47.226	23.751	232.0	2:19.640
	2	2:09.764	59.667	47.360	22.737	241.3	4:29.404
	3	<b>2:07.139</b>	58.793	<b>45.580</b>	22.766	249.1	6:36.543
	4	2:07.671	58.588	46.562	<b>22.521</b>	249.1	8:44.214
	5	2:07.319	58.398	45.975	22.946	248.0	10:51.533
	6	2:19.955	58.417	56.484	25.054	165.9	13:11.488
	7	2:17.465	1:02.283	48.102	27.080	187.8	15:28.953
	8	3:02.091	1:24.491	1:09.007	28.593	141.6	18:31.044
	9	2:09.990	59.584	46.435	23.971	245.7	20:41.034
	10	2:24.502	59.271	1:01.996	23.235	238.2	23:05.536
	11	2:10.447	59.535	47.720	23.192	237.6	25:15.983
	12	2:09.829	59.480	47.522	22.827	245.2	27:25.812
	13	2:08.579	59.134	46.497	22.948	244.1	29:34.391
	14	2:10.052	<b>58.235</b>	46.372	25.445	246.8	31:44.443
	15	2:13.518	1:00.243	49.359	23.916	222.5	33:57.961

<b>289</b>	<b>Niels ZIBRANDTSEN</b> DNK						
	Formula Racing Ferrari 488 Challenge EVO						
	1	2:23.292	1:11.177	48.507	23.608	232.0	2:23.292
	2	2:12.413	1:00.246	48.695	23.472	212.9	4:35.705
	3	<u>2:11.526</u>	<u>1:00.887</u>	47.429	23.210	239.7	6:47.231