

COPPA SHELL & 488 NÜRBURGRING Race 1

Sector Analysis

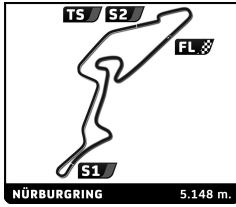
Invalidated Lap

Personal Best

Session Best

Crossing the pit lane

Table with columns: Lap, Time, Sector 1, Sector 2, Sector 3, T.Sp, Elapsed. Rows include driver details (e.g., 105 Motohiko ISOZAKI, 107 Rey ACOSTA, 109 Michael MARTIN, 118 James WEILAND, 122 Andreas RITZI, 132 Tibor VALINT, 136 Alexander NUSSBAUMER, 151 John DHILLON, 152 Thomas LÖFFLAD) and their respective lap times and sector data.



COPPA SHELL & 488 NÜRBURGRING Race 1

Sector Analysis

Table with 14 columns: Lap, Time, Sector 1, Sector 2, Sector 3, T.Spd, Elapsed. It shows race data for laps 9-16, with some cells highlighted in green or purple to indicate Personal Best or Session Best.

Driver profile for 160 Andrzej LEWANDOWSKI (POL) from Autohaus Ulrich. Includes a table of lap times and sector data for laps 1-16.

Driver profile for 167 Henry HASSID (FRA) from Kessel Racing. Includes a table of lap times and sector data for laps 1-16.

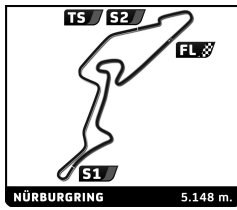
Driver profile for 161 Thomas GOSTNER (ITA) from CDP - MP Racing. Includes a table of lap times and sector data for laps 1-16.

Driver profile for 170 Ken ABE (JPN) from Formula Racing. Includes a table of lap times and sector data for laps 1-16.

Driver profile for 162 Christophe HURNI (CHE) from Zénith Scuderia. Includes a table of lap times and sector data for laps 1-8.

Driver profile for 177 Fons SCHELTEMA (NLD) from Kessel Racing. Includes a table of lap times and sector data for laps 1-1.

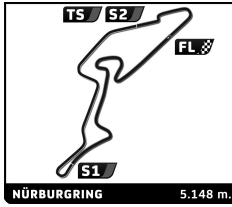
Driver profile for 193 Manuela GOSTNER (ITA) from Ineco - Reparto Corse RAM. Includes a table of lap times and sector data for laps 1-4.



COPPA SHELL & 488 NÜRBURGRING Race 1

Sector Analysis

Table with columns: Lap, Time, Sector 1, Sector 2, Sector 3, T.Spd, Elapsed. Includes driver profiles for Ernest KIRCHMAYR, Aleksei KOMAROV, Germano SALERNITANO, Qwin WIETLISBACH, and Faysal SHAIR with their respective lap times and sector data.



**COPPA SHELL & 488**  
**NÜRBURGRING**  
Race 1

Sector Analysis

— Invalidated Lap    ■ Personal Best    ■ Session Best    B Crossing the pit lane

Lap	Time	Sector 1	Sector 2	Sector 3	T.Spd	Elapsed	Lap	Time	Sector 1	Sector 2	Sector 3	T.Spd	Elapsed
12	2:09.584	1:00.042	46.758	<b>22.784</b>	237.6	26:12.843	13	2:12.244	1:01.200	47.762	23.282	238.7	28:50.800
13	2:09.051	59.134	46.882	23.035	240.8	28:21.894	14	2:14.367	1:02.988	47.818	23.561	235.6	31:05.167
14	2:10.943	59.908	47.527	23.508	238.7	30:32.837	15	2:14.162	1:01.169	48.128	24.865	233.0	33:19.329
15	2:09.894	59.848	46.628	23.418	239.2	32:42.731							
16	2:11.601	1:00.278	48.048	23.275	229.6	34:54.332							

**240** **Pino FRASCARO** ITA  
Rossocorsa Ferrari 488 Challenge EVO

1	2:45.408	1:12.361	1:08.813	24.234	218.5	2:45.408
2	2:13.713	1:00.746	49.778	23.189	239.2	4:59.121
3	2:11.727	1:00.381	47.803	23.543	237.6	7:10.848
4	2:10.746	59.949	<b>47.509</b>	23.288	239.2	9:21.594
5	2:12.104	1:00.686	48.317	23.101	236.6	11:33.698
6	2:11.136	1:00.157	47.942	<b>23.037</b>	239.2	13:44.834
7	<b>2:10.269</b>	<b>59.445</b>	47.556	23.268	238.7	15:55.103
8	2:11.133	59.960	47.955	23.218	238.7	18:06.236
9	2:14.056	1:01.615	49.035	23.406	240.3	20:20.292
10	2:13.139	1:00.200	49.568	23.371	238.7	22:33.431
11	2:14.285	1:00.930	49.891	23.464	239.2	24:47.716
12	2:14.416	1:01.309	48.437	24.670	239.7	27:02.132
13	2:15.074	1:01.814	49.505	23.755	230.6	29:17.206
14	2:13.167	1:00.844	48.549	23.774	240.8	31:30.373
15	2:11.847	1:00.148	48.258	23.441	238.2	33:42.220

**255** **Friedrich MÜLLER** AUT  
Gohm Motorsport - Engstler Ferrari 488 Challenge EVO

1	2:25.840	1:12.905	49.476	23.459	226.7	2:25.840
2	2:10.320	59.980	47.158	23.182	240.3	4:36.160
3	2:10.361	1:00.610	46.851	22.900	243.0	6:46.521
4	2:10.259	59.415	46.772	24.072	237.1	8:56.780
5	<u>2:09.967</u>	<u>59.043</u>	47.059	23.865	240.8	11:06.747
6	2:11.181	59.050	48.939	23.192	232.5	13:17.928
7	<u>2:08.186</u>	<u>59.064</u>	46.234	22.888	240.8	15:26.114
8	2:09.588	59.286	46.814	23.488	243.0	17:35.702
9	<u>2:08.894</u>	<u>58.957</u>	46.800	23.137	240.8	19:44.596
10	<b>2:07.511</b>	58.451	46.188	22.872	243.0	21:52.107
11	2:08.052	58.766	<b>46.162</b>	23.124	243.5	24:00.159
12	2:07.544	<b>58.383</b>	46.434	<b>22.727</b>	243.5	26:07.703
13	2:08.890	58.979	46.552	23.359	242.4	28:16.593
14	2:08.915	59.370	46.572	22.973	242.4	30:25.508
15	2:09.063	59.217	46.566	23.280	241.9	32:34.571
16	2:45.941 B	1:09.534	53.351	43.056	179.4	35:20.512

**289** **Niels ZIBRANDTSEN** DNK  
Formula Racing Ferrari 488 Challenge EVO

1	2:27.638	1:13.429	50.148	24.061	233.0	2:27.638
2	2:12.044	1:01.301	47.575	23.168	237.6	4:39.682
3	2:10.669	1:00.431	47.330	22.908	235.1	6:50.351
4	2:11.204	59.787	47.697	23.720	235.1	9:01.555
5	2:11.397	1:00.530	47.717	23.150	236.6	11:12.952
6	2:09.604	59.709	47.013	<b>22.882</b>	239.2	13:22.556
7	2:09.404	<b>59.395</b>	47.088	22.921	240.3	15:31.960
8	<b>2:09.243</b>	59.491	<b>46.852</b>	22.900	240.8	17:41.203
9	2:10.241	1:00.086	46.999	23.156	238.7	19:51.444
10	2:20.140	59.899	55.886	24.355	220.7	22:11.584
11	2:14.389	1:02.394	48.570	23.425	234.5	24:25.973
12	2:12.583	1:01.038	48.161	23.384	234.5	26:38.556