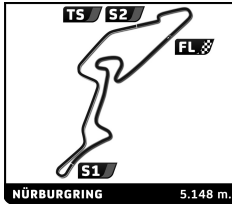


COPPA SHELL & 488 NÜRBURGRING Qualifying 2

Sector Analysis

Table with columns: Lap, Time, Sector 1, Sector 2, Sector 3, T.Spd, Elapsed. Rows include driver names (Motohiko ISOZAKI, Rey ACOSTA, Michael MARTIN, James WEILAND, Andreas RITZI, Tibor VALINT, Alexander NUSSBAUMER, John DHILLON, Thomas LÖFFLAD) and their respective lap times and sector data.



COPPA SHELL & 488 NÜRBURGRING Qualifying 2

Sector Analysis

Invalidated Lap

Personal Best

Session Best

Crossing the pit lane

Table with 7 columns: Lap, Time, Sector 1, Sector 2, Sector 3, T.Spd, Elapsed. Rows 7-10.

Driver 160 Andrzej LEWANDOWSKI (POL) data table with 7 columns: Lap, Time, Sector 1, Sector 2, Sector 3, T.Spd, Elapsed. Rows 1-11.

Driver 161 Thomas GOSTNER (ITA) data table with 7 columns: Lap, Time, Sector 1, Sector 2, Sector 3, T.Spd, Elapsed. Rows 1-10.

Driver 162 Christophe HURNI (CHE) data table with 7 columns: Lap, Time, Sector 1, Sector 2, Sector 3, T.Spd, Elapsed. Rows 1-12.

Driver 167 Henry HASSID (FRA) data table with 7 columns: Lap, Time, Sector 1, Sector 2, Sector 3, T.Spd, Elapsed. Rows 1-8.

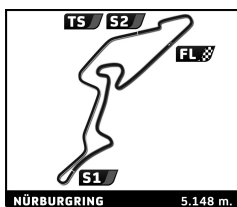
Driver 170 Ken ABE (JPN) data table with 7 columns: Lap, Time, Sector 1, Sector 2, Sector 3, T.Spd, Elapsed. Rows 1-13.

Driver 177 Fons SCHELTEMA (NLD) data table with 7 columns: Lap, Time, Sector 1, Sector 2, Sector 3, T.Spd, Elapsed. Rows 1-13.

Driver 193 Manuela GOSTNER (ITA) data table with 7 columns: Lap, Time, Sector 1, Sector 2, Sector 3, T.Spd, Elapsed. Rows 1-9.

Driver 199 Ernest KIRCHMAYR (AUT) data table with 7 columns: Lap, Time, Sector 1, Sector 2, Sector 3, T.Spd, Elapsed. Rows 1-6.

Driver 201 Qwin WIETLISBACH (CHE) data table with 7 columns: Lap, Time, Sector 1, Sector 2, Sector 3, T.Spd, Elapsed. Row 1.



COPPA SHELL & 488 NÜRBURGRING Qualifying 2

Sector Analysis

— Invalidated Lap ■ Personal Best ■ Session Best B Crossing the pit lane

Lap	Time	Sector 1	Sector 2	Sector 3	T.Spd	Elapsed	Lap	Time	Sector 1	Sector 2	Sector 3	T.Spd	Elapsed
2	2:17.386	1:01.803	50.302	25.281	169.0	5:50.285	3	2:08.172	59.070	46.372	22.730	242.4	12:14.018
3	2:09.524	58.794	47.563	23.167	244.1	7:59.809	4	2:07.617	58.432	46.275	22.910	242.4	14:21.635
4	2:11.385	58.803	48.904	23.678	219.4	10:11.194	5	2:07.900	58.572	46.537	22.791	243.0	16:29.535
5	2:10.281	59.310	47.318	23.653	245.7	12:21.475	6	2:09.012	58.855	47.104	23.053	228.6	18:38.547
6	2:08.232	59.370	46.198	22.664	247.4	14:29.707	7	2:08.699	59.488	46.262	22.949	243.5	20:47.246
7	2:07.278	58.118	46.407	22.753	244.1	16:36.985	8	2:12.487	59.202	49.327	23.958	206.4	22:59.733
8	2:18.896B	59.623	48.425	30.848	217.2	18:55.881	9	2:09.781	58.523	47.359	23.899	217.6	25:09.514
9	3:27.873	2:18.416	46.518	22.939	245.2	22:23.754	10	2:07.481	58.191	46.317	22.973	243.0	27:16.995
10	2:07.507	57.816	45.707	23.984	245.7	24:31.261	11	2:37.254B	1:03.790	54.274	39.190	177.1	29:54.249
11	2:06.230	57.917	45.924	22.389	245.7	26:37.491							
12	2:18.910B	58.920	47.786	32.204	244.1	28:56.401							

205 Faysal SHAIR LEB
Scuderia Lebanon Ferrari 488 Challenge EVO

1	2:42.890	1:23.177	54.059	25.654	194.5	2:42.890
2	2:11.384	1:01.105	47.376	22.903	236.6	4:54.274
3	2:09.123	58.890	46.903	23.330	244.1	7:03.397
4	2:08.479	58.999	46.559	22.921	245.2	9:11.876
5	2:08.010	58.559	46.515	22.936	246.3	11:19.886
6	2:07.108	58.491	45.950	22.667	245.7	13:26.994
7	2:06.537	57.952	46.058	22.527	246.3	15:33.531
8	2:21.812B	58.892	47.806	35.114	202.2	17:55.343
9	3:43.320	2:29.556	48.198	25.566	227.6	21:38.663
10	2:07.280	58.035	46.197	23.048	245.2	23:45.943
11	2:06.546	57.893	45.943	22.710	245.7	25:52.489
12	2:16.118	58.884	49.784	27.450	151.3	28:08.607
13	2:23.074B	58.310	49.175	35.589	212.9	30:31.681

211 Aleksei KOMAROV GRC
Scuderia Praha Racing Ferrari 488 Challenge EVO

1	7:52.368	6:29.435	55.823	27.110	164.4	7:52.368
2	2:24.125	1:07.426	50.309	26.390	224.3	10:16.493
3	2:10.028	1:00.062	46.034	23.932	243.0	12:26.521
4	2:19.213	1:01.057	50.952	27.204	240.3	14:45.734
5	2:10.587	58.322	49.447	22.818	236.6	16:56.321
6	2:08.725	59.617	46.319	22.789	245.2	19:05.046
7	2:07.648	58.556	45.794	23.298	247.4	21:12.694
8	2:08.186	59.270	46.222	22.694	247.4	23:20.880
9	2:10.706	58.572	45.833	26.301	244.6	25:31.586
10	2:09.111	1:00.495	45.729	22.887	249.1	27:40.697
11	2:07.853	58.908	46.298	22.647	247.4	29:48.550
12	2:06.966	58.330	45.909	22.727	246.8	31:55.516

225 Germano SALERNITANO ITA
Gohm Motorsport - Baron Racing Tear Ferrari 488 Challenge EVO

1	3:22.261	1:52.739	1:02.166	27.356	194.5	3:22.261
2	2:20.996	1:05.561	51.016	24.419	212.9	5:43.257
3	2:13.028	1:00.298	48.793	23.937	224.3	7:56.285
4	2:15.970	1:01.810	49.208	24.952	220.7	10:12.255
5	2:13.742	1:01.104	48.684	23.954	223.4	12:25.997
6	2:13.398	1:00.860	48.689	23.849	224.8	14:39.395
7	2:30.490B	1:03.458	52.412	34.620	180.3	17:09.885

227 Tommy LINDROTH SWE
Gohm Motorsport - Baron Racing Tear Ferrari 488 Challenge EVO

1	7:51.036	6:26.358	58.228	26.450	158.2	7:51.036
2	2:14.810	1:03.199	48.834	22.777	228.6	10:05.846

240 Pino FRASCARO ITA
Rossocorsa Ferrari 488 Challenge EVO

1	2:54.493	1:33.887	55.740	24.866	213.7	2:54.493
2	2:15.043	1:02.678	49.618	22.747	230.6	5:09.536
3	2:08.666	58.991	47.265	22.410	245.2	7:18.202
4	2:08.915	58.391	46.658	23.866	243.0	9:27.117
5	2:07.744	58.346	46.399	22.999	244.6	11:34.861
6	2:20.547B	59.551	47.963	33.033	228.6	13:55.408
7	3:50.549	2:37.995	48.994	23.560	232.0	17:45.957
8	2:10.636	59.256	47.930	23.450	231.0	19:56.593
9	2:11.240	59.508	48.053	23.679	236.6	22:07.833
10	2:22.428	58.677	47.093	36.658	241.3	24:30.261
11	2:47.462B	1:17.248	55.659	34.555	180.6	27:17.723

255 Friedrich MÜLLER AUS
Gohm Motorsport - Engstler Ferrari 488 Challenge EVO

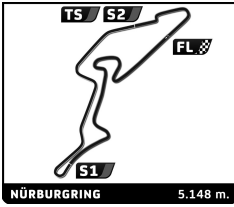
1	3:19.857B	1:42.455	1:01.234	36.168	182.4	3:19.857
2	8:46.466	7:28.302	52.409	25.755	191.4	12:06.323
3	2:09.218	59.324	46.670	23.224	224.8	14:15.541
4	2:06.978	58.220	45.439	23.319	246.3	16:22.519
5	2:06.038	58.419	45.281	22.338	248.0	18:28.557
6	2:05.811	57.790	45.544	22.477	247.4	20:34.368
7	2:06.848	58.225	45.761	22.862	245.7	22:41.216
8	2:06.621	57.911	45.930	22.780	245.2	24:47.837
9	2:12.211	58.915	49.824	23.472	223.0	27:00.048
10	2:07.317	58.381	45.635	23.301	248.0	29:07.365
11	2:05.840	58.047	45.559	22.234	246.8	31:13.205

275 Sven SCHÖMER DEU
Ferrari Katowice Ferrari 488 Challenge EVO

1	2:30.162	1:13.656	52.024	24.482	229.6	2:30.162
2	2:10.043	1:00.726	46.909	22.408	245.7	4:40.205
3	2:06.352	58.262	45.796	22.294	245.7	6:46.557
4	2:06.222	58.102	45.526	22.594	226.7	8:52.779
5	2:09.954	57.529	46.008	26.417	248.5	11:02.733
6	2:17.532B	57.918	45.702	33.912	242.4	13:20.265
7	4:12.513	3:03.314	46.266	22.933	244.1	17:32.778
8	2:05.582	57.917	45.300	22.365	246.3	19:38.360
9	2:05.814	58.190	45.277	22.347	246.3	21:44.174
10	2:13.972	58.412	50.066	25.494	149.3	23:58.146
11	2:05.466	57.722	45.299	22.445	245.7	26:03.612
12	2:34.869B	1:02.441	49.892	42.536	220.2	28:38.481

289 Niels ZIBRANDTSEN DNK
Formula Racing Ferrari 488 Challenge EVO

1	3:22.347	1:53.828	1:01.893	26.626	182.1	3:22.347
2	2:14.832	1:02.840	48.026	23.966	238.2	5:37.179



COPPA SHELL & 488 NÜRBURGRING Qualifying 2

Sector Analysis

— Invalidated Lap ■ Personal Best ■ Session Best B Crossing the pit lane

Lap	Time	Sector 1	Sector 2	Sector 3	T.Spd	Elapsed	Lap	Time	Sector 1	Sector 2	Sector 3	T.Spd	Elapsed
3	2:10.870	1:00.301	47.481	23.088	217.6	7:48.049							
4	2:09.454	59.734	46.713	23.007	240.3	9:57.503							
5	2:27.297 B	1:00.776	48.085	38.436	224.3	12:24.800							
6	4:58.970	3:48.344	47.721	22.905	243.5	17:23.770							
7	2:09.262	59.786	46.512	22.964	243.0	19:33.032							
8	2:08.612	59.446	46.210	22.956	243.0	21:41.644							
9	2:08.746	59.288	46.546	22.912	240.8	23:50.390							
10	2:08.255	59.155	46.316	22.784	242.4	25:58.645							
11	2:33.744 B	1:04.173	50.008	39.563	199.9	28:32.389							